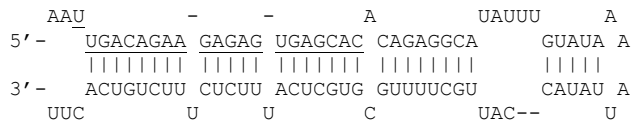
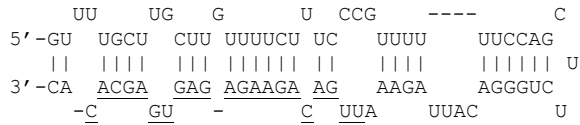


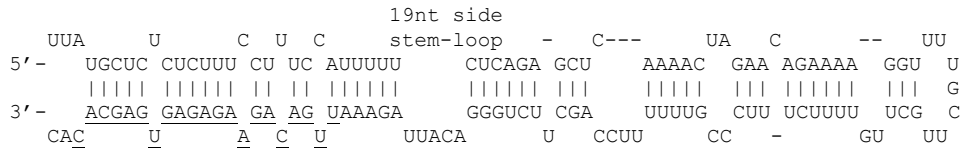
**A**



**B**



**C**



**Supplemental figure 1A-C.** Stem-loop structures of ptr-MIR156e.

Ptr-miR156e presents in either 5' arm (**A**) or 3' arm (**B** and **C**) and two stem-loop structures (one is shorter (**B**) and the other is longer (**C**)) were found when the miRNA was present in the 3' arm. The ptr-miR156e sequence is underlined.