

Insights into the Mechanisms of Action of the MAO Inhibitors Phenzelzine and Tranylcypromine: A Review

Glen B. Baker, Ph.D., Ronald T. Coutts, Ph.D., D.Sc., Kevin F. McKenna, M.D.,
and Rhonda L. Sherry-McKenna, B.Sc.

Neurochemical Research Unit, Department of Psychiatry and Faculty of Pharmacy and Pharmaceutical
Sciences, University of Alberta, Edmonton, Alberta

Submitted: July 10, 1992
Accepted: October 7, 1992

Although the non-selective monoamine oxidase inhibitors phenzelzine and tranylcypromine have been used for many years, much still remains to be understood about their mechanisms of action. Other factors, in addition to the inhibition of monoamine oxidase and the subsequent elevation of brain levels of the catecholamines and 5-hydroxytryptamine, may contribute to the overall pharmacological profiles of these drugs. This review also considers the effects on brain levels of amino acids and trace amines, uptake and release of neurotransmitter amines at nerve terminals, receptors for amino acids and amines, and enzymes other than monoamine oxidase, including enzymes involved in metabolism of other drugs. The possible contributions of metabolism and stereochemistry to the actions of these monoamine oxidase inhibitors are discussed.

Key Words: amino acids, monoamine oxidase, neurotransmitter amines, phenzelzine, tranylcypromine, uptake

Despite the fact that the non-selective monoamine oxidase (MAO) inhibitors phenzelzine (PLZ) and tranylcypromine (TCP) (see Fig. 1) have been used clinically for many years, much remains to be learned about their mechanisms of action. In both cases, it appears that there are much more complex actions than a simple elevation of brain levels of catecholamines and 5-hydroxytryptamine (serotonin, 5-HT) subsequent to inhibition of MAO. These other possible contributing effects are the subject of this review.

Effects on trace amines and amino acids

The inhibition of MAO by drugs such as PLZ and TCP results in an often dramatic elevation of a number of brain amines termed "trace amines" (2-phenylethylamine (PEA), *m*- and *p*-tyramine, octopamine, tryptamine) (Philips and Boulton 1979; Boulton and Juorio 1982) (see Table 1). In addition, PEA is a metabolite of PLZ (Baker et al 1982; Dyck et al 1985). These trace amines can have marked effects on uptake and/or release of the catecholamines and/or 5-HT at

nerve endings (Baker et al 1977; Raiteri et al 1977) and/or may act as neuromodulators through direct actions on receptors for the catecholamines and/or 5-HT (Jones 1983; Paterson et al 1990).

Several groups of researchers have noted that administering PLZ to rats results in an elevation of brain levels of the amino acid γ -aminobutyric acid (GABA) (Popov and Matthies 1969; Perry and Hansen 1973; Baker et al 1991; McKenna et al 1991a). Acute and chronic studies suggest that this elevation is the result of an inhibition of the catabolic enzyme GABA-transaminase (GABA-T) (Popov and Matthies 1969; McManus et al 1992). A similar dramatic elevation of brain levels of the amino acid alanine (Wong et al 1990; McKenna et al 1991a) and inhibition of alanine transaminase have been observed (Baker and Martin 1989). These effects of PLZ on GABA and alanine are demonstrated in Fig. 2. It is of interest that there is an increasing amount of evidence suggesting that GABA is involved in the action of anti-panic drugs (Breslow et al 1989), and that PLZ is one of the drugs commonly used to treat panic disorder (Ballenger 1986). We have found that the N²-acetyl analogue of PLZ is also an effective MAO inhibitor, but lacks the effect of PLZ on GABA (McKenna et al 1991a). Thus, by comparing the effectiveness of N²-acetyl-PLZ and PLZ in an animal model of panic disorder, it

Address reprint requests to: Dr. Glen B. Baker, Neurochemical Research Unit, Department of Psychiatry, MacKenzie Centre, University of Alberta, Edmonton, Alberta, Canada T6G 2B7.

Table 1

Effect of tranlycypromine HCl^a on concentrations of tryptamine and 2-phenylethylamine in rat hippocampus^c

Treatment	Tryptamine	2-Phenylethylamine
Control	1.5 ± 0.1	1.6 ± 0.4
TCP – 0.25 hours	5.8 ± 0.4 ^b	76.8 ± 7.3 ^b
TCP – 0.75 hours	10.9 ± 0.6 ^b	146.0 ± 11.0 ^b
TCP – 1.5 hours	38.1 ± 2.9 ^b	214.0 ± 42.0 ^b
TCP – 6.0 hours	43.6 ± 8.1 ^b	104.0 ± 7.0 ^b

^a20 mg/kg i.p.; ^bp < 0.001 relative to controls; ^cvalues are expressed as ng/g of wet tissue and represent mean ± SEM (n = 5 to 9). Results taken from Philips et al (1980).

should be possible to determine whether the GABAergic effect of PLZ plays an important role in the anti-panic action of PLZ.

Also of interest is the fact that PLZ's inhibition of GABA-T and elevation of GABA can be dramatically reduced by pre-treating rats with another MAO inhibitor (Popov and Matthies 1969; McKenna and Baker 1992). This finding suggests that a metabolite of PLZ produced by MAO is ultimately responsible for the inhibition of GABA-T.

The amino acid tryptophan has been used as an adjunct to therapy for affective disorders and in the treatment of refractory depression (Young 1991). Badawy and Evans (1981; 1982) reported that PLZ and TCP, as with a number of other antidepressants, inhibited rat liver tryptophan pyrrolase activity and produced elevations of brain tryptophan after both acute and chronic administration of the drugs. Grahame-Smith (1971) and Tabakoff and Moses (1976) also reported an increase in the brain levels of tryptophan in rodents at short intervals after the administration of high doses of TCP. The findings of Sherry-McKenna et al (in press) indicate that this tryptophan-elevating effect occurs only with high doses of PLZ and TCP and is relatively short-lived. Dyck and Dewar (1986) found that a high dose of PLZ increased striatal *p*-tyrosine concentrations in rats 12 hours after injection.

Effects on uptake and release of neurotransmitter amines

The structures of PLZ and TCP are similar to those of PEA and amphetamine, and, not surprisingly, they have effects on the uptake and/or release of dopamine, noradrenaline and, to a lesser extent, 5-HT (Hendley and Snyder 1968; Schildkraut 1970; Simpson 1978; Baker et al 1978; 1980; Dyck and Boulton 1980; Reigle et al 1980; Dyck 1984). Some of these effects are shown in Table 2 and Fig. 3. At the doses of PLZ and TCP often used, particularly in studies on laboratory animals, levels of these drugs in the brain that are sufficiently high to affect the uptake and release of these neurotransmitters could be attained (Calverley et al 1981; Dyck 1984). Several reports indicate that high doses of TCP (1.3 mg to 2.4 mg/kg per day) are effective in treating patients suffering from refractory depression (Robinson 1983; Guze and Baxter

1987; Pearlman 1987; Amsterdam and Berwisch 1989). Since these doses are well above those reported to inhibit MAO by more than 90% (Giller and Lieb 1980; Giller et al 1982), effects of TCP other than the inhibition of MAO may contribute to the antidepressant effects of TCP at the high doses. Levels of free TCP may also contribute to the side-effects of this drug. In a study examining depressed patients, a correlation was found between mean plasma concentrations of TCP and mean orthostatic drop of systolic blood pressure and a rise in pulse rate (Mallinger et al 1986). Keck et al (1991) found that elevations in blood pressure were significantly correlated with the dose of TCP; they hypothesized that the initial hypertensive response to TCP is mediated by noradrenaline and that the orthostatic hypotensive effect is mediated by a direct interaction between TCP and α -adrenergic receptors.

Effects on receptors for amines and amino acids

Changes in several pre-synaptic and post-synaptic receptors may occur subsequent to the increased levels of the amines and/or amino acid neurotransmitters. These delayed effects may be associated with the lag between administration of the MAO inhibitors and onset of clinical effect.

Down-regulation of β -adrenoreceptors in rat brain cortex has been reported after the acute and chronic administration of PLZ and the chronic administration of TCP (Cohen et al 1982; Frazer and Lucki 1982; Koshikawa et al 1989; McManus and Greenshaw 1991a; Sherry-McKenna et al 1992b). Ordway et al (1991) reported that the chronic administration (21 days) of PLZ and TCP (5 mg/kg per day each) to rats produced a down-regulation of both β_1 - and β_2 -adrenoreceptors in some areas of the brain. Paetsch and Greenshaw (unpublished data, 1992) found that chronic administration (28 days) of TCP (1 mg/kg per day) or PLZ

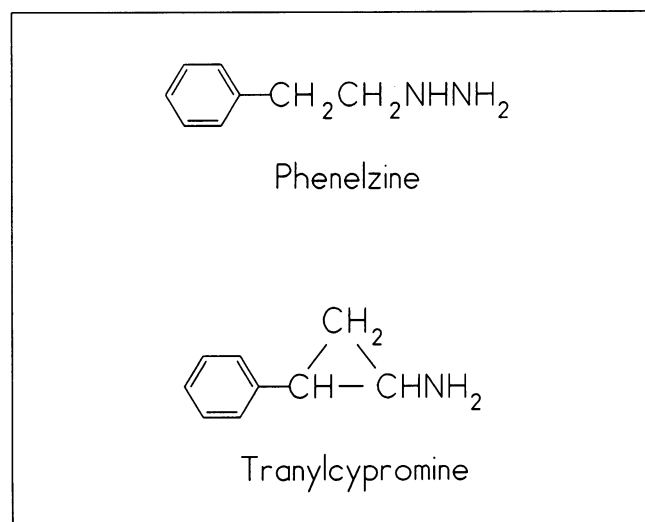


Fig. 1. Structures of phenelzine and tranlycypromine.

(5 mg or 10 mg/kg per day) resulted in β_1 - but not β_2 -adrenoceptor down-regulation in the cortex and cerebellum; a similar result was reported by Heal et al (1989) in the cortex using a high dose (10 mg/kg per day) of TCP, administered for ten days. After chronic administration (21 days), PLZ, at a dose of 10 mg/kg per day, but not at a lower dose (5 mg/kg per day), attenuated the locomotor suppressant effects of the β -agonist salbutamol (3 mg/kg i.p.) (McManus et al 1991b). Using clonidine as the pharmacological probe, studies on α_2 -receptor functioning have been conducted on rats and have indicated that TCP and PLZ both cause a down-regulation of α_2 -adrenergic receptors after chronic administration (Greenshaw et al 1988; McKenna et al 1992a). Lloyd et al (1985) reported an up-regulation of GABA_B receptors in the frontal cortex of rats after chronic administration of the MAO inhibitor pargyline, but McManus and Greenshaw (1991a; 1991b) reported that PLZ did not affect GABA_B receptor density or functioning, as measured in neurochemical and behavioral experiments, respectively. The chronic administration of both PLZ and TCP has been reported to cause a decrease in the density of ³H-tryptamine binding sites in the brains of rats (Mousseau et al, in press). Binding studies have demonstrated a down-regulation of 5-HT₂ (Goodnough et al 1992) receptors in rats' brains after the chronic administra-

tion of TCP. Based on comprehensive electrophysiological studies, Blier et al (1990) concluded that MAO inhibitors (including PLZ) may act in the CNS by increasing the efficacy of 5-HT neurons through down-regulation of the somatodendritic autoreceptor. Paetsch and Greenshaw (in press) found that the chronic administration of PLZ or TCP results in the down-regulation of both D₁ and D₂ dopamine receptors in the striatum of rats. Chronic administration of some antidepressants has been reported to result in the down-regulation of ³H-flunitrazepam receptors in rats' brains (Suryani-Cadotte et al 1984). (MAO inhibitors were not tested.) The chronic administration of TCP or PLZ, at relatively low doses sufficient to down-regulate β -adrenergic and tryptamine receptors, has been found to produce no down-regulation of ³H-flunitrazepam receptors in the cortex of rats (McKenna et al 1992b; Todd et al 1992); similar negative results were obtained with TCP (at an i.p. dose of 5 mg/kg b.i.d. for 21 days) by Kimber et al (1987).

Recent experiments were aimed at comparing the effects of high doses (2.5 mg/kg/day) and low doses (0.5 mg/kg/day) of TCP on tryptamine and 5-HT₂ receptors in the cortex of rats. The findings can be summarized as follows: 1. both high and low doses of TCP produce a decrease in the number of tryptamine receptors in cortex (Goodnough et al 1992; Sherry-McKenna et al 1992a), but the effect is more rapid

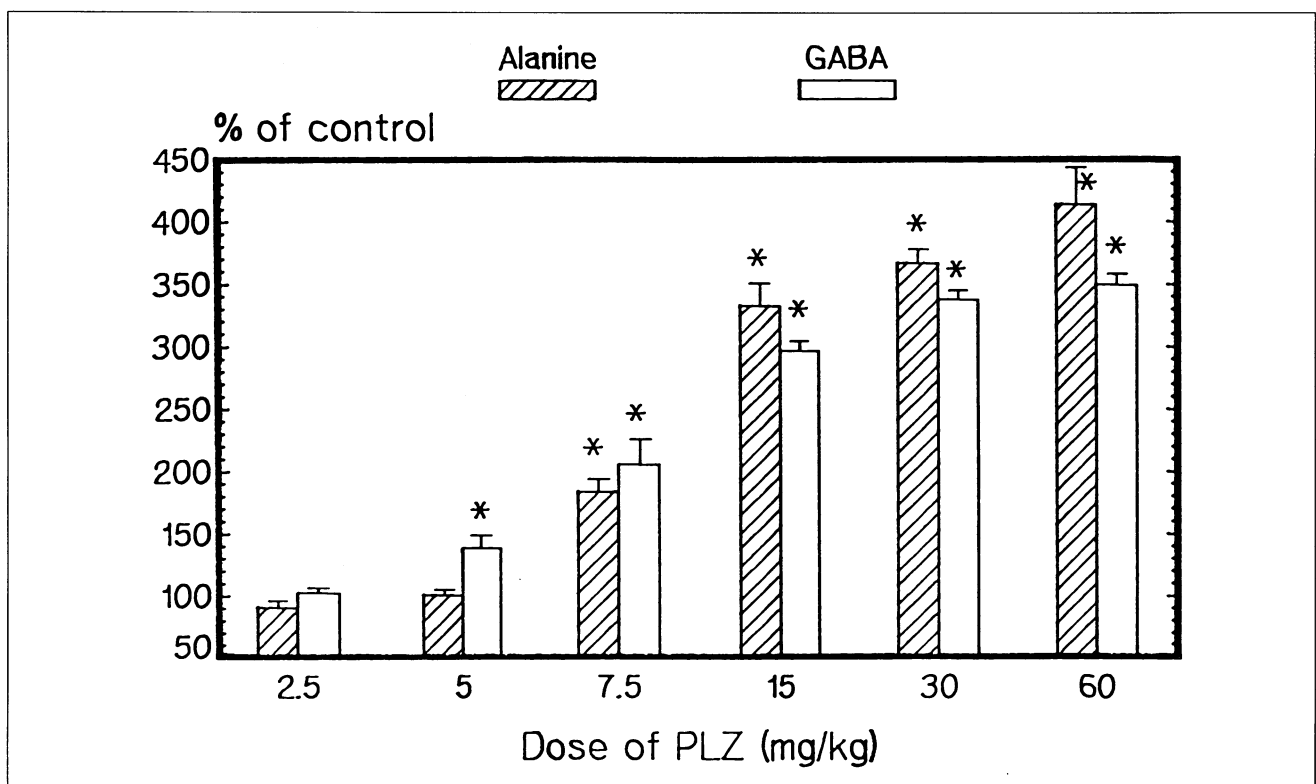


Fig. 2. Rat whole brain levels of GABA and alanine four hours after intraperitoneal administration of various doses of PLZ. The values represent mean percentage (\pm SFM) of control values ($n = 6$). * $p < 0.05$ compared with control values (in physiological saline-treated rats). These figures are based on values taken from Baker et al (1991) and Wong et al (1990).

Table 2

Comparison of the effects of (±)-TCP, PLZ, (±)-pheniprazine (PPZ) and 2-phenylethylamine (PEA) on uptake of catecholamines into prisms prepared from rat brain regions

Drug	IC ₅₀ (μM)	
	Noradrenaline (hypothalamus)	Dopamine (striatum)
PEA	0.48	1.45
TCP	0.43	4.78
PLZ	2.42	9.20
PPZ	1.24	2.57

Uptake was studied using the procedure described by Baker et al (1980). The results are taken from Baker et al (1978) and represent the means of six experiments conducted in duplicate.

with the high dose (Goodnough et al 1992); and 2. a high dose of TCP produces a greater decrease in 5-HT₂ receptor number in the cortex than the low dose (Goodnough and Baker 1992).

Effects on enzymes other than MAO

PLZ has been reported to inhibit tyrosine amino transferase, aromatic amino acid decarboxylase and dopamine β-hydroxylase (Dyck and Dewar 1986; Yu and Boulton 1992), in addition to inhibiting GABA-T and ALA-T. Aromatic amino acid decarboxylase, GABA-T and tyrosine amino transferase are pyridoxal-dependent enzymes, and PLZ has been shown to deplete blood pyridoxal-5-phosphate levels in humans (Malcolm et al 1990). In their *in vitro* studies of rats, Yu and Boulton (1992) also found that PLZ increased phenylethanolamine N-methyltransferase and catechol O-methyltransferase activities above control values. Robinson et al (1979) reported that chronic administration of TCP is associated with an increase in activity of aromatic amino acid decarboxylase. This observation may be related to the finding that chronic administration (up to 18 days) of TCP (10 mg/kg i.p. daily) to rats produced a much greater elevation of brain tryptamine than did PLZ (15 mg/kg i.p. daily) at the same time periods, despite the fact that both drugs inhibited MAO by more than 90% by day 2 (Baker et al 1984).

There are also reports of PLZ and TCP interacting with enzymes involved in drug metabolism (Gaultieri and Powell 1978; Tollefson 1983; McDaniel 1986). Patients who are prescribed PLZ or TCP may be taking other drugs concomitantly and thus metabolic drug-drug interactions may occur. MAO inhibitors have been reported to inhibit the degradation of such drugs as hexobarbital, ethylmorphine, aminopyrine, meperidine and antipyrine (Eade and Renton 1970; Clark et al 1972; Smith et al 1980; McDaniel 1986). Bélanger and Atitsé-Gbeasson (1982a; 1982b) found that PLZ and TCP inhibited demethylation of *p*-nitroanisole and N,N-dimethylaniline and hydroxylation of aniline in rat liver

microsomes. They concluded that both drugs are inhibitors of oxidative microsomal reactions through an interaction with cytochrome P-450. Dupont et al (1987) studied the effects of MAO inhibitors on cytochrome P-450-dependent hydroxylation of bufuralol and antipyrine and O-deethylation of 7-ethoxycoumarin in rat liver microsomes. Although PLZ and TCP were both able to inhibit hydroxylation of antipyrine, PLZ caused a much more potent inhibition of bufuralol hydroxylation and 7-ethoxycoumarin O-deethylation than did TCP.

There have been reports of the actions of TCP on prostaglandin synthesis (Ellis et al 1982), and this drug has also been reported to cause a number of biochemical and physiological changes in rabbits that are thought to be the result of a thiamine deficiency (Ali 1985). The administration of PLZ has been reported to cause decreased pseudocholinesterase levels in some patients, which may enhance the effect of drugs such as succinylcholine which are metabolized by this enzyme (Bodley et al 1969).

Metabolism of PLZ and TCP

Much is still unknown about the metabolism of PLZ and TCP and the contribution of metabolites to the overall pharmacological profiles of PLZ and TCP. Numerous studies have been carried out on the acetylator status of patients and their subsequent response to treatment with PLZ (Rose 1982). These investigations were conducted based on the assumption that PLZ is acetylated because it is similar in structure to drugs, such as isoniazid, which are known to be acetylated. In fact, the existence of N-acetyl-PLZ as a metabolite of PLZ had not been adequately demonstrated until very recently, and indications are that it is only a minor metabolite (Narasimhachari et al 1980; Mozayani et al 1988; Coutts et al 1991). PLZ is an unusual drug in that it not only inhibits MAO, but it is also apparently a substrate for MAO. Clineschmidt and Horita (1969a; 1969b), using radiolabelled PLZ, suggested that phenylacetic acid (PAA) is a major metabolite of PLZ. In a later study using mass spectrometry to identify metabolites (Robinson et al 1985), PAA and 4-hydroxyphenylacetic acid (4-OH-PAA) were identified in human urine samples as major metabolites of PLZ. 4-OH-PAA is also of interest because it is a metabolite of the endogenous amine *p*-tyramine (4-OH-PEA). PEA is also a known metabolite of PLZ (Baker et al 1982; Dyck et al 1985), and there is now evidence for the formation of 4-hydroxyphenelzine (4-OH-PLZ) from PLZ (McKenna et al 1990; 1991b). These observations raise the question of the route of formation of 4-OH-PAA. Possible routes are as follows: PLZ → PAA → 4-OH-PAA; PLZ → PEA → *p*-tyramine (and/or PAA) → 4-OH-PAA; and PLZ → 4-OH-PLZ → 4-OH-PAA (with or without *p*-tyramine intermediate). These routes have not been studied thoroughly, nor is there detailed information on the pharmacological activity of metabolites such as 4-OH-PLZ. Another possible route of

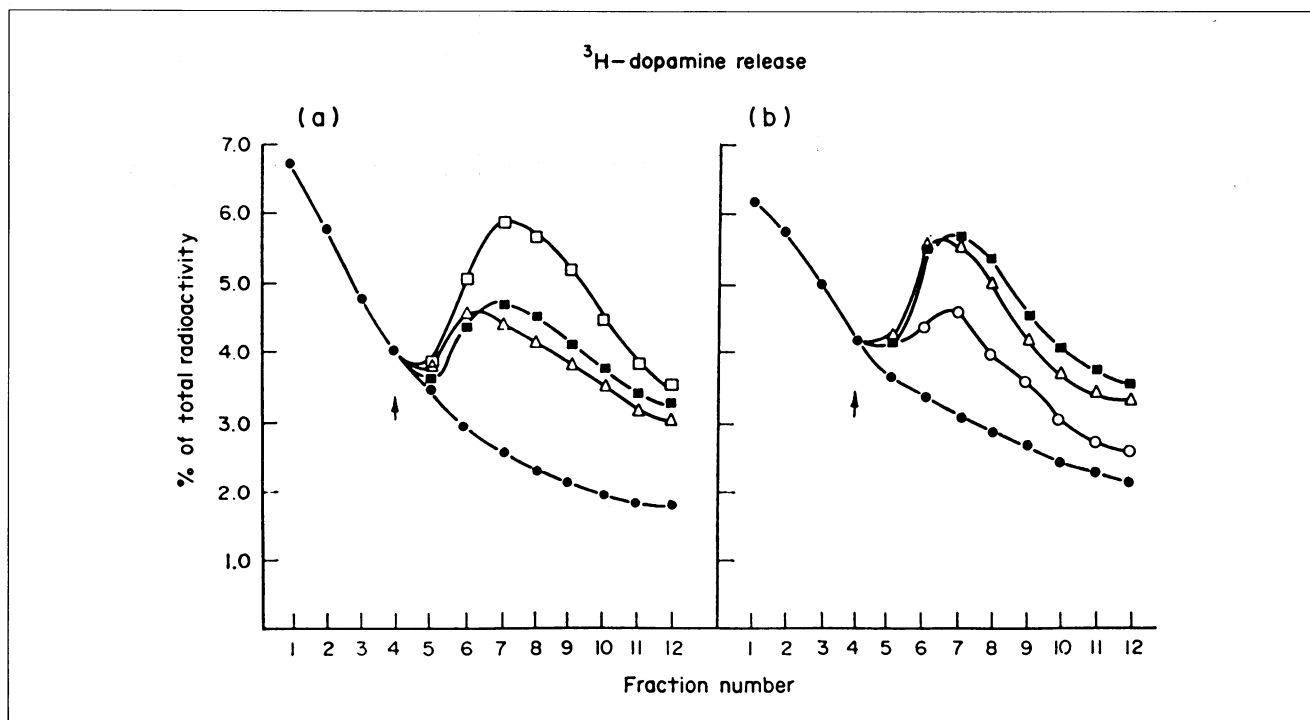


Fig. 3. Effects of some MAO inhibitors on release of ^3H -labelled dopamine from prisms prepared from rat striatum. The results are the means of six experiments conducted on separate days in four parallel superfusion chambers. All drugs were present at a concentration of $10\ \mu\text{M}$; the arrow indicates the fraction at which the drugs were added. Symbols: (a): control (●); (\pm)- α -ethyltryptamine (Δ); (\pm)-tranylcypromine (\blacksquare); (\pm)-pheniprazine (\square); (b): control (●); phenelzine (\circ); (\pm)- α -ethyltryptamine (Δ); (\pm)-tranylcypromine (\blacksquare). (Reprinted from Baker et al (1980) with permission).

metabolism of PLZ is N-methylation, which was recently demonstrated by Yu et al (1991) using enzymes obtained from bovine adrenal glands.

Alleva (1965) reported hippuric acid as a metabolite of TCP, but concluded that amphetamine was not involved as an intermediate in this metabolism. The metabolic formation of amphetamine from TCP continues to be debated. Youdim et al (1979) reported the presence of amphetamine in the plasma of a patient who had overdosed on TCP, but studies conducted by Reynolds et al (1980) on humans and by Sherry-McKenna et al (1992a) on humans and rats have not revealed amphetamine in human urine or rat brain after the administration of pharmacologically relevant doses of TCP. The presence of the N-acetyl (Calverley et al 1981) and ring hydroxylated (Baker et al 1986; Nazarali et al 1987) metabolites of TCP have been demonstrated in rats' brains. Kang and Chung (1984) confirmed the formation of N-acetyl-TCP and also identified N-acetyl-4-hydroxy-TCP as a TCP metabolite in rats' urine. Our preliminary experiments have shown that 4-hydroxy-TCP is an inhibitor of MAO-A and MAO-B, but is weaker than the parent drug in this regard. Studies are in progress to investigate the actions of this metabolite on uptake and release of catecholamines and 5-hydroxytryptamine (5-HT) in the brain. It is known that

TCP itself has such actions (Baker et al 1978, 1980; Hendley and Snyder 1968; Horn and Snyder 1972; Schildkraut 1970). The addition of a 4-hydroxy group on the structurally related amine PEA has been reported to enhance its effect on biogenic amine transport in synaptosomes (Raiteri et al 1977).

A better understanding of the metabolism of drugs such as PLZ and TCP may be useful in future drug design studies. Several analogues of TCP in which the 4 position of the phenyl ring is protected from hydroxylation have been investigated, and two of these analogues, namely 4-fluoro-TCP and 4-methoxy-TCP, have proven to be potent MAO inhibitors (Rao et al 1986; Coutts et al 1987; Sherry et al 1990; Sherry-McKenna et al 1992b).

Stereochemistry

TCP is used clinically as the racemate but the (+)-enantiomer has been shown to be more potent than (-)-TCP at inhibiting MAO, whereas (-)-TCP has been demonstrated to be more effective than (+)-TCP as an inhibitor of uptake of catecholamines (Nickolson and Pinder 1984; Smith 1980). Reynolds (1985) has reported that the two enantiomers also differ in their interaction with 5-HT₁ receptors in human post-mortem frontal cortex, with (-)-TCP displaying a higher

affinity than (+)-TCP. A recent report (Fischer 1991) indicated that the (+) enantiomer of TCP is more potent than the (-) enantiomer as an anticonvulsant. There is limited information on the pharmacokinetics of (+) TCP and (-) TCP, but results to date, from studies on laboratory animals and humans, indicate differences in clearance rates between the two enantiomers from the brain and plasma (Nickolson and Pinder 1984; Coutts and Baker 1989).

SUMMARY

Although PLZ and TCP have been used extensively in psychiatry for many years, much still needs to be understood about their actions. These drugs have obvious effects on MAO and consequently on levels of neurotransmitter amines, but other potentially important aspects which should be considered are their effects on endogenous amino acids and trace amines, effects on uptake and release of neurotransmitter amines, effects on receptors for amines and amino acids, actions on enzymes other than MAO, metabolism, stereochemistry and interactions with other drugs.

ACKNOWLEDGEMENTS

Funds for the authors' research were provided by the Provincial Mental Health Advisory Council (PMHAC), the Medical Research Council of Canada, the Alberta Heritage Foundation for Medical Research and the Upjohn Company of Canada. The authors are grateful to Drs. A.J. Greenshaw, P.H. Yu, W.G. Dewhurst and Mr. D. Goodnough for useful discussions and to Ms. Sally Omura for typing this manuscript.

REFERENCES

- Ali BH (1985) Effect of some monoamine oxidase inhibitors on the thiamin status of rabbits. *Br J Pharmacol* 86:869-875.
- Alleva JJ (1965) Metabolism of tranylcypromine-C¹⁴ and d,l-amphetamine-C¹⁴ in the rat. *J Med Chem* 6:621-624.
- Amsterdam JD, Berwisch NJ (1989) High dose tranylcypromine therapy for refractory depression. *Pharmacopsychiatry* 22:21-25.
- Badawy AA-B, Evans M (1981) Inhibition of rat liver tryptophan pyrrolase activity and elevation of brain tryptophan concentration by administration of antidepressants. *Biochem Pharmacol* 30:1211-1216.
- Badawy AA-B, Evans M (1982) Inhibition of rat liver tryptophan pyrrolase activity and elevation of brain tryptophan concentration by acute administration of small doses of antidepressants. *Br J Pharmacol* 77:59-67.
- Baker GB, Hampson DR, Coutts RT, Micetich RG, Hall TW, Rao TS (1986) Detection and quantitation of a ring-hydroxylated metabolite of the antidepressant drug tranylcypromine. *J Neural Transm* 65:233-244.
- Baker GB, Hiob LE, Dewhurst WG (1980) Effects of monoamine oxidase inhibitors on release of dopamine and 5-hydroxytryptamine from rat striatum *in vitro*. *Cell Mol Biol* 26:182-186.
- Baker GB, LeGatt DF, Coutts RT (1982) Effects of acute and chronic administration of phenelzine on 2-phenylethylamine levels in rat brain. *Proc West Pharmacol Soc* 25:417-420.
- Baker GB, LeGatt DF, Coutts RT (1984) A comparison of the effects of acute and chronic administration of phenelzine and tranylcypromine on brain concentrations of 2-phenylethylamine, p-tyramine and tryptamine in the rat. In: *Neurobiology of the Trace Amines*. Boulton AA, Baker GB, Dewhurst WG, Sandler M (eds). Clifton, NJ: Humana Press, pp. 277-282.
- Baker GB, Martin IL (1989) The antidepressant phenelzine and metabolism of γ -aminobutyric acid and alanine in rat brain. *Soc Neurosci Abstr* 15:853.
- Baker GB, Martin IL, Mitchell PR (1977) The effects of some indolalkylamines on the uptake and release of 5-hydroxytryptamine in rat striatum. *Br J Pharmacol* 61:151P.
- Baker GB, McKim HR, Calverley DG, Dewhurst WG (1978) Effects of the monoamine oxidase inhibitors tranylcypromine, phenelzine and pheniprazine on the uptake of catecholamines in slices from rat brain regions. *Proc Eur Soc Neurochem* 1:536P.
- Baker GB, Wong JTF, Yeung JM, Coutts RT (1991) Effects of the antidepressant phenelzine on brain levels of γ -aminobutyric acid (GABA). *J Affective Disord* 21:207-211.
- Ballenger JC (1986) Pharmacotherapy of the panic disorders. *J Clin Psychiatry (Suppl)* 47(6):27-32.
- Bélanger PM, Atitsé-Gbeasson A (1982a) Inhibitory effect of phenelzine on oxidative microsomal enzyme systems of rat liver. *Can J Physiol Pharmacol* 61:524-529.
- Bélanger PM, Atitsé-Gbeasson A (1982b) Inhibitory effect of tranylcypromine on hepatic drug metabolism in the rat. *Biochem Pharmacol* 31:2679-2683.
- Blier P, De Montigny C, Chaput Y (1990) A role for the serotonin system in the mechanisms of action of antidepressant treatments: preclinical evidence. *J Clin Psychiatry* 54:14-20.
- Bodley PO, Halwax K, Potts L (1969) Low serum pseudocholinesterase levels complicating treatment with phenelzine. *Br Med J* 3:510.
- Boulton M, Juorio AV (1982) Brain trace amines. In: *Handbook of Neurochemistry*. Lajtha A (ed). New York, NY: Plenum Press, pp 189-222.
- Breslow MF, Faulkhauser MP, Potter RL, Meredith KE, Misiasek J, Hope DG (1989) Role of γ -aminobutyric acid in antipanic drug efficacy. *Am J Psychiatry* 146:353-356.

- Calverley DG, Baker GB, Coutts RT, Dewhurst WG (1981) A technique for measurement of tranylcypromine in rat brain regions using gas chromatography with electron-capture detection. *Biochem Pharmacol* 30:861-867.
- Clark B, Thompson JW, Widdington G (1972) Analysis of the inhibition of pethidine N-demethylation by monoamine oxidase inhibitors and some other drugs with special reference to drug interactions in man. *Br J Pharmacol* 44:89-99.
- Clineschmidt BV, Horita A (1969a) The monoamine oxidase catalyzed degradation of phenelzine-1-¹⁴C, an irreversible inhibitor of monoamine oxidase — I. Studies *in vitro*. *Biochem Pharmacol* 18:1011-1020.
- Clineschmidt BV, Horita A (1969b) The monoamine oxidase catalyzed degradation of phenelzine-1-¹⁴C, an irreversible inhibitor of monoamine oxidase — II. Studies *in vivo*. *Biochem Pharmacol* 18:1021-1028.
- Cohen RM, Ebstein RP, Daly JW, Murphy DL (1982) Chronic effects of a monoamine oxidase-inhibiting antidepressant: decreases in functional α -adrenergic autoreceptors precede the decrease in norepinephrine-stimulated cyclic adenosine 3',5'-monophosphate systems in rat brain. *J Neurosci* 2:1588-1595.
- Coutts RT, Baker GB (1989) Implications of chirality and geometric isomerism in some psychoactive drugs and their metabolites. *Chirality* 1:99-120.
- Coutts RT, Mozayani A, Danielson TJ, Baker GB (1991) Tissue levels and some pharmacological properties of an acetylated metabolite of phenelzine in the rat. *J Pharm Sci* 80:765-767.
- Coutts RT, Rao TS, Baker GB, Micetich RG, Hall TWE (1987) Neurochemical and neuropharmacological properties of 4-fluorotranlylcypromine. *Cell Mol Neurobiol* 7:271-290.
- Dupont H, Davies DS, Strolin-Benedetti M (1987) Inhibition of cytochrome P-450-dependent oxidation reactions by MAO inhibitors in rat liver microsomes. *Biochem Pharmacol* 36:1651-1657.
- Dyck LE, Boulton M (1980) The effect of reserpine and various monoamine oxidase inhibitors on the uptake and release of tritiated meta-tyramine, para-tyramine and dopamine in rat striatal slices. *Res Commun Psychol Psychiat Behav* 5:61-78.
- Dyck LE, Dewar KM (1986) Inhibition of aromatic L-amino acid decarboxylase and tyrosine amino-transferase by the monoamine oxidase inhibitor phenelzine. *J Neurochem* 46:1899-1903.
- Dyck LE, Durden DA, Boulton M (1985) Formation of β -phenylethylamine from the antidepressant, β -phenylethyldiazine. *Biochem Pharmacol* 34:1925-1929.
- Dyck LE (1984) The behavioural effects of phenelzine and phenylethylamine may be due to amine release. *Brain Res Bull* 12:23-28.
- Eade NR, Renton KW (1970) Effect of monoamine oxidase inhibitors on the N-demethylation and hydrolysis of mepiridine. *Biochem Pharmacol* 19:2243-2250.
- Ellis EF, Rosenblum WI, Birkle DL, Traweek DL, Cockrell CS (1982) Lowering of brain levels of the depressant prostaglandin D2 by the antidepressant tranylcypromine. *Biochem Pharmacol* 31:1783-1784.
- Fischer W (1991) The effects of (+)- and (-)-tranylcypromine as an anticonvulsive agent. *Pharmazie* 46:357-358.
- Frazer A, Lucki I (1982) Antidepressant drugs: effects on β -adrenergic and serotonergic receptors. In: *Advances in Biochemical Psychopharmacology, Volume 31*. Costa E, Racagni G (eds). New York, NY: Raven Press, pp 69-90.
- Gaultieri CT, Powell SF (1978) Psychoactive drug interactions. *J Clin Psychiatry* 39:720-729.
- Giller E Jr, Lieb J (1980) Monoamine oxidase inhibitors and platelet monoamine oxidase inhibition. *Comm Psychopharmacol* 4:79-82.
- Giller E, Bialos D, Riddle M, Sholomskas H, Harkness L (1982) Monoamine oxidase inhibitor-responsive depression. *Psychiatry Res* 6:41-48.
- Goodnough DB, Baker GB (in press) Comparison of the actions of high and low doses of the MAO inhibitor tranylcypromine on 5-HT₂ binding sites in rat cortex. *J Neural Transm*.
- Goodnough DB, Baker GB, Mousseau DD, Greenshaw AJ, Dewhurst WG (1992) Effects of low- and high-dose tranylcypromine on ³H-tryptamine binding sites in the rat hippocampus. *Proceedings of the 5th Amine Oxidases Workshop, Galway, Ireland*.
- Grahame-Smith DG (1971) Studies *in vivo* on the relationship between brain tryptophan, brain 5-HT synthesis and hyperactivity in rats treated with a monoamine oxidase inhibitor and L-tryptophan. *J Neurochem* 18:1053-1066.
- Greenshaw AJ, Nazarali AJ, Rao TS, Baker GB, Coutts RT (1988) Chronic tranylcypromine treatment induces functional α_2 noradrenaline receptor down-regulation in rats. *Eur J Pharmacol* 154:67-72.
- Guze BH, Baxter Jr LR (1987) Refractory depression treated with high doses of a monoamine oxidase inhibitor. *J Clin Psychiatry* 48:31-32.
- Heal DJ, Butler SA, Hurst EM, Buckett WR (1989) Antidepressant treatments, including sibutramine hydrochloride and electroconvulsive shock, decrease β_1 - but not β_2 -adrenoceptors in rat cortex. *J Neurochem* 53:1019-1025.
- Hendley ED, Snyder SH (1968) Relationship between the action of monoamine oxidase inhibitors on the noradrenaline uptake system and their antidepressant efficacy. *Nature* 220:1330-1331.
- Horn AS, Snyder SH (1972) Steric requirements for catecholamine uptake by rat brain synaptosomes: studies with rigid analogs of amphetamine. *J Pharmacol Exp Ther* 180:523-530.

- Jones RSG (1983) Trace biogenic amines: a possible functional role in the CNS. *Trends Pharmacol Sci* 4:426-429.
- Kang GI, Chung SY (1984) Identification of N-acetyl and hydroxylated N-acetyl-tranylcypromine from tranylcypromine-dosed rat urine. *Arch Pharm Res (Korea)* 7:65-68.
- Keck PE, Carter WP, Nierenberg M, Cooper TB, Potter WZ, Rothschild AJ (1991) Acute cardiovascular effects of tranylcypromine: correlation with plasma drug, metabolite, norepinephrine and MHPG levels. *J Clin Psychiatry* 52:250-254.
- Kimber JR, Cross JA, Horton RW (1987) Benzodiazepine and GABA_A receptors in rat brain following chronic antidepressant drug administration. *Biochem Pharmacol* 36:4175-4176.
- Koshikawa N, Maruyama Y, Kobayashi M, Campbell IC (1989) Rapid development of brain β -adrenoceptor down-regulation induced by phenelzine: subcellular studies. *Eur J Pharmacol* 170:101-104.
- Lloyd KG, Thuret F, Pilc A (1985) Upregulation of γ -aminobutyric acid (GABA) B binding studies in rat frontal cortex: a common action of repeated administration of different classes of antidepressants and electroshock. *J Pharmacol Exp Ther* 235:191-199.
- Malcolm DE, Yu PH, Bowen RC, O'Donovan C, Hawkes J (1990) Phenelzine and plasma vitamin B6 (pyridoxine) levels. Proceedings of the Annual Meeting of the Canadian Psychiatric Association, Toronto, Canada.
- Mallinger AG, Edwards DJ, Himmelhoch JM, Knopf S, Elher J (1986) Pharmacokinetics of tranylcypromine in patients who are depressed: relationship to cardiovascular effects. *Clin Pharmacol Ther* 40:444-450.
- McDaniel KD (1986) Clinical pharmacology of monoamine oxidase inhibitors. *Clin Neuropharmacol* 9:207-234.
- McKenna KF, Baker GB (1992) The GABA enhancing effects of phenelzine require monoamine oxidase activity. Proceedings of the 15th Annual Meeting of the Canadian College of Neuropsychopharmacology, Saskatoon, Canada, p 93.
- McKenna KF, Baker GB, Coutts RT, Greenshaw AJ (1992a) Chronic administration of the antidepressant/antipanic drug phenelzine and its N-acetyl analogue: effects on monoamine oxidase, biogenic amines and α_2 -adrenoceptor function. *J Pharm Sci* 81:832-835.
- McKenna KF, Baker GB, Coutts RT, Rauw G, Mozayani A, Danielson TJ (1990) Recent studies on the MAO inhibitor phenelzine and its possible metabolites. *J Neural Transm* 32: 113-118.
- McKenna KF, Baker GB, Coutts RT (1991a) N²-Acetylphenelzine: effects on rat brain GABA, alanine and biogenic amines. *Naunyn Schmiedeberg's Arch Pharmacol* 343:478-482.
- McKenna KF, Yu PH, Davis BA, Baker GB, Coutts RT (1991b) Urinary excretion of bioactive amines in psychiatric patients treated with phenelzine. Proceedings of the 14th Annual Meeting of the Canadian College of Neuropsychopharmacology, Hamilton, Canada, p 48.
- McKenna KF, McManus DJ, Baker GB, Coutts RT (in press) Chronic administration of the antidepressant phenelzine and its N-acetyl analogue: effects on GABAergic function. *J Neural Transm*.
- McManus DJ, Baker GB, Martin IL, Greenshaw AJ, McKenna KF (1992) Effects of the antidepressant/antipanic drug phenelzine on GABA concentrations and GABA-T activity in rat brain. *Biochem Pharmacol* 43:2486-2489.
- McManus DJ, Greenshaw AJ (1991a) Differential effects of antidepressants on GABA_B and β -adrenergic receptors in rat cerebral cortex. *Biochem Pharmacol* 42:1525-1528.
- McManus DJ, Greenshaw AJ (1991b) Differential effects of chronic antidepressants in behavioural tests of β -adrenergic and GABA_B receptor function. *Psychopharmacol* 103:204-208.
- Mousseau DD, McManus DJ, Baker GB, Juorio AV, Dewhurst WG, Greenshaw AJ (in press) Effects of age and of chronic antidepressant treatment on ³H-tryptamine binding to rat cortical membranes. *Cell Mol Neurobiol*.
- Mozayani A, Coutts RT, Danielson TJ, Baker GB (1988) Metabolic acetylation of phenelzine in rats. *Res Commun Chem Pathol Pharmacol* 62:397-406.
- Narasimhachari N, Chang S, Davis JM (1980) A test for "acetylator status" hypothesis for antidepressant response to phenelzine. *Res Commun Psychol Psychiat Behav* 5:199-204.
- Nazarali AJ, Baker GB, Coutts RT, Greenshaw AJ (1987) Para-hydroxytranylcypromine: presence in rat brain and heart following administration of tranylcypromine and an N-cyanoethyl analogue. *Eur J Drug Metab Pharmacokin* 12:207-214.
- Nickolson VJ, Pinder RM (1984) Antidepressant drugs: chiral stereoisomers. In: *Handbook of Stereoisomers: Drugs in Psychopharmacology*. Smith DF (ed). Boca Raton, FL: CRC Press Inc., pp 215-240.
- Ordway GA, Gambarana C, Tejani-Butt SM, Areso P, Hauptmann M, Frazer A (1991) Preferential reduction of binding of ¹²⁵I-iodopindolol to β_1 -adrenoceptors in the amygdala of rat after antidepressant treatments. *J Pharmacol Exp Ther* 257:681-690.
- Paetsch PR, Greenshaw AJ (in press) Effects of chronic antidepressant treatment on dopamine-related ³H-SCH 23390 and ³H-spiperone binding in the rat striatum. *Cell Mol Neurobiol*.
- Paterson IA, Juorio AV, Boulton M (1990) 2-Phenylethylamine: a modulator of catecholamine transmission in the mammalian central nervous system? *J Neurochem* 55:1827-1837.
- Pearlman C (1987) High dose tranylcypromine in refractory depression. *J Clin Psychiatry* 48:423-424.
- Perry TL, Hansen S (1973) Sustained drug-induced elevation of brain GABA in the rat. *J Neurochem* 21:1167-1175.

- Philips SR, Baker GB, McKim HR (1980) Effects of tranlycypromine on the concentrations of some trace amines in the diencephalon and hippocampus of the rat. *Experientia* 36:241-242.
- Philips SR, Boulton M (1979) The effects of monoamine oxidase inhibitors on some arylalkylamines in rat striatum. *J Neurochem* 33:159-167.
- Popov N, Matthies H (1969) Some effects of monoamine oxidase inhibitors on the metabolism of γ -aminobutyric acid in rat brain. *J Neurochem* 16:899-907.
- Raiteri M, Del Carmine R, Bertollini A, Levi G (1977) Effect of sympathomimetic amines on the synaptosomal transport of noradrenaline, dopamine and 5-hydroxytryptamine. *Eur J Pharmacol* 41:133-143.
- Rao TS, Coutts RT, Baker GB, Hall TW, Micetich RG (1986) Analogues of tranlycypromine: synthesis and comparison of effects on inhibition of monoamine oxidase *in vitro*. *Proc West Pharmacol Soc* 29:279-281.
- Reynolds GP (1985) Phenylethylamine and 5-hydroxytryptamine function. In: *Neuropsychopharmacology of the Trace Amines*. Boulton AA, Maitre L, Bieck PR, Riederer P (eds). Clifton, NJ: Humana Press, pp 235-239.
- Reynolds GP, Rausch WG, Riederer P (1980) Effects of tranlycypromine stereoisomers on monoamine oxidation in man. *Br J Clin Pharmacol* 9:521-523.
- Reigle TG, Orsulak PJ, Avni J, Platz PA, Schildkraut JJ (1980) The effects of tranlycypromine isomers on norepinephrine- H^3 metabolism in rat brain. *Psychopharmacol* 69:193-199.
- Robinson DS, Campbell IC, Walker M, Statham NH, Lovenberg W, Murphy DL (1979) Effects of chronic monoamine oxidase inhibitor treatment on biogenic amine metabolism in rat brain. *Neuropharmacol* 18:771-776.
- Robinson DS, Cooper TB, Jindal SP, Corcella J, Lutz T (1985) Metabolism and pharmacokinetics of phenelzine: lack of evidence for acetylation pathway in humans. *J Clin Psychopharmacol* 5:333-337.
- Robinson DS (1983) High-dose monoamine oxidase-inhibitor therapy. *JAMA* 250:2212.
- Rose S (1982) The relationship of acetylation phenotype to treatment with MAOIs: a review. *J Clin Psychopharmacol* 2:161-164.
- Schildkraut JJ (1970) Tranlycypromine: effects on norepinephrine metabolism in rat brain. *Am J Psychiatry* 126:925-931.
- Sherry RL, Baker GB, Coutts RT (1990) Effects of low-dose 4-fluorotranlycypromine on rat brain monoamine oxidase and neurotransmitter amines. *Biol Psychiatry* 28:539-543.
- Sherry-McKenna RL, Baker GB, McKenna KF, Rauw GA, Coutts RT (1992a) Amphetamine is not detected in rat tissues or human urine during treatment with tranlycypromine. Proceedings of the 15th Annual Meeting of the Canadian College of Neuropsychopharmacology, Saskatoon, Canada.
- Sherry-McKenna RL, Baker GB, Mousseau DD, Coutts RT, Dewhurst WG (1992b) 4-Methoxytranlycypromine, a monoamine oxidase inhibitor: effects on biogenic amines in rat brain following chronic administration. *Biol Psychiatry* 31:881-888.
- Sherry-McKenna RL, Wong JTF, Paetsch PR, Baker GB, Mousseau DD, McKenna KF, Coutts RT, Greenshaw AJ (1992c) Monoamine oxidase inhibitors: effects on tryptophan concentrations in rat brain. Proceedings of the 5th International Amine Oxidases Workshop, Galway, Ireland.
- Simpson LL (1978) Evidence that deprenyl, a type B monoamine oxidase inhibitor, is an indirectly acting sympathomimetic amine. *Biochem Pharmacol* 27:1591-1595.
- Smith DF (1980) Tranlycypromine stereoisomers, monoaminergic transmission and behaviour. A review. *Pharmacopsychiatry* 13:130-136.
- Smith SE, Lambourn J, Tyrer PJ (1980) Antipyrine elimination by patients under treatment with monoamine oxidase inhibitors. *Br J Clin Pharmacol* 9:21-25.
- Suranyi-Cadotte BE, Dam TV, Quirion R (1984) Antidepressant-anxiolytic interaction: decreased density of benzodiazepine receptors in rat brain following chronic administration of antidepressants. *Eur J Pharmacol* 10:673-675.
- Tabakoff B, Moses F (1976) Differential effects of tranlycypromine and pargyline on indoleamines in brain. *Biochem Pharmacol* 25:2555-2560.
- Todd KG, Sherry-McKenna RL, Mousseau DD, McKenna KF, Baker GB, Coutts RT (1992) Lack of effect of chronically administered monoamine oxidase inhibitors on 3H -flunitrazepam binding sites in rat cortex. Proceedings of the 15th Annual Meeting of the Canadian College of Neuropsychopharmacology, Saskatoon, Canada.
- Tollefson GD (1983) Monoamine oxidase inhibitors: a review. *J Clin Psychiatry* 44:280-288.
- Wong JTF, Baker GB, Coutts RT, Dewhurst WG (1990) Long-lasting elevation of alanine in brain produced by the antidepressant phenelzine. *Brain Res Bull* 25:179-181.
- Youdim MBH, Aronson JK, Blau K, Green AR, Grahame-Smith DG (1979) Tranlycypromine concentrations and MAO inhibitory activity and identification of amphetamines in plasma. *Psychol Med* 9:377-382.
- Young SN (1991) Use of tryptophan in combination with other antidepressant treatments: a review. *J Psychiatr Neurosci* 16(5):241-246.
- Yu PH, Boulton M (1992) A comparison of the effect of brofaromine, phenelzine and tranlycypromine on the activities of some enzymes involved in the metabolism of different neurotransmitters. *Res Commun Chem Path Pharmacol* 16:141-153.
- Yu PH, Davis BA, Durden, DA (1991) Enzymatic N-methylation of phenelzine catalyzed by methyltransferases from adrenal and other tissues. *Drug Metab Dispos* 19:830-834.