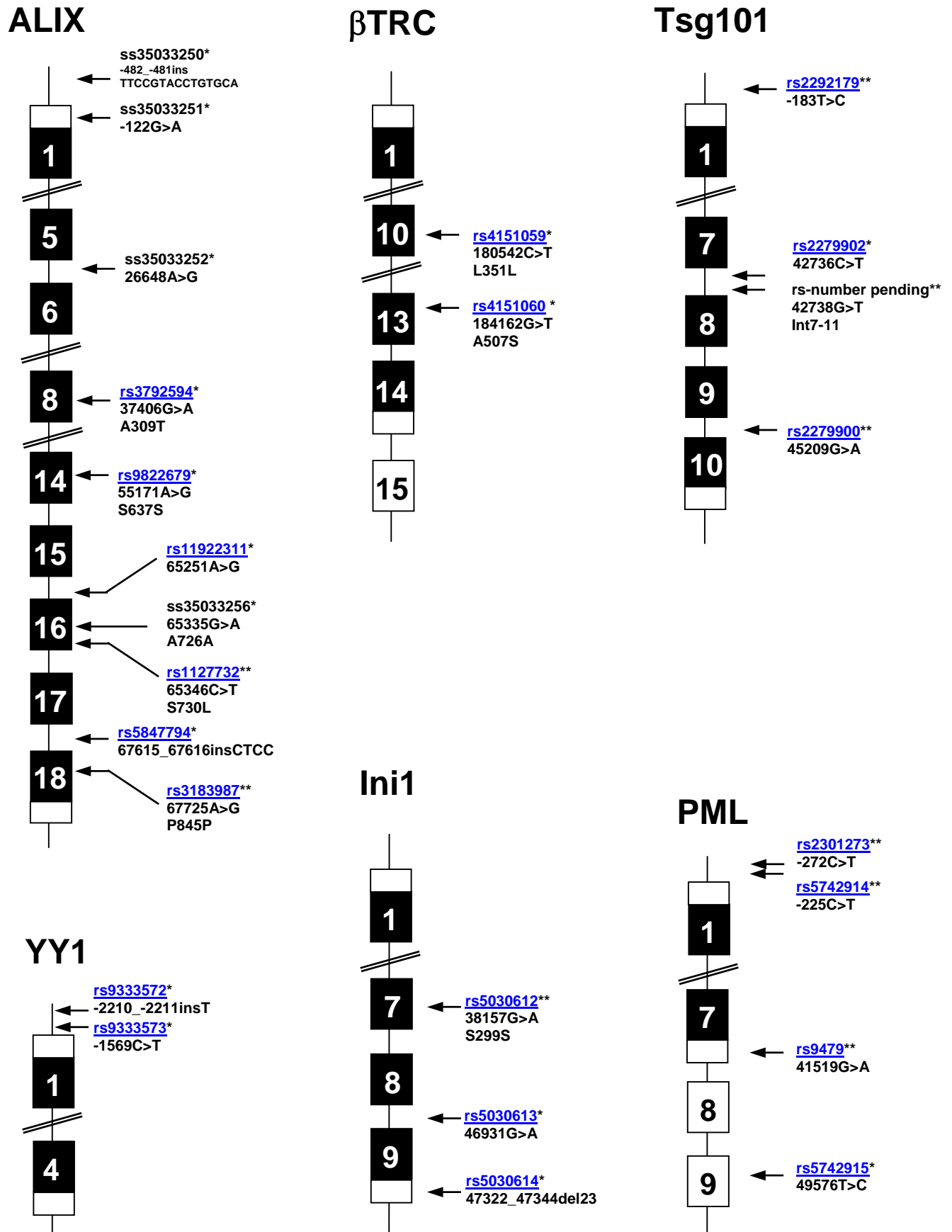
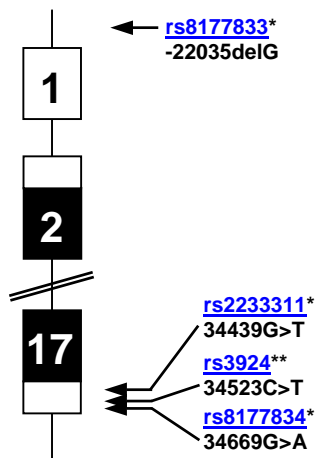


Supplementary Figure S1. (A) SNPs/InDels identified in candidate genes. (*) SNPs validated by our group only, (**) SNPs validated by our and other groups at time of the study. ss-numbers refer to pending rs-numbers. **(B)** Chromosomal location of the candidate genes.

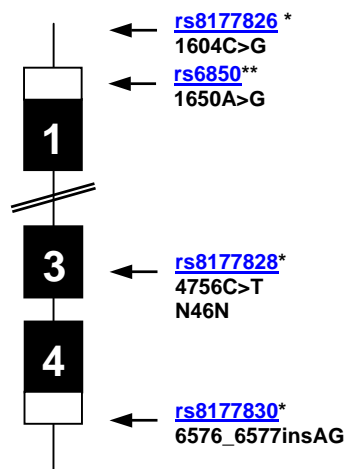
(A)



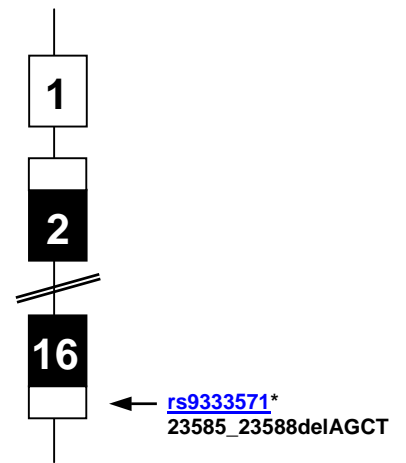
Naf1



PPIA



HP68



(B)

Gene	Human chromosomal location
<i>ALIX</i>	3p23
<i>βTRC</i>	10q24.32
<i>HP68</i>	4q31
<i>INII</i>	22q11.23
<i>NAF1</i>	5q32-q33.1
<i>PML</i>	15q22
<i>PPIA</i>	7p13-p11.2
<i>TSG101</i>	11p15
<i>YY1</i>	14q