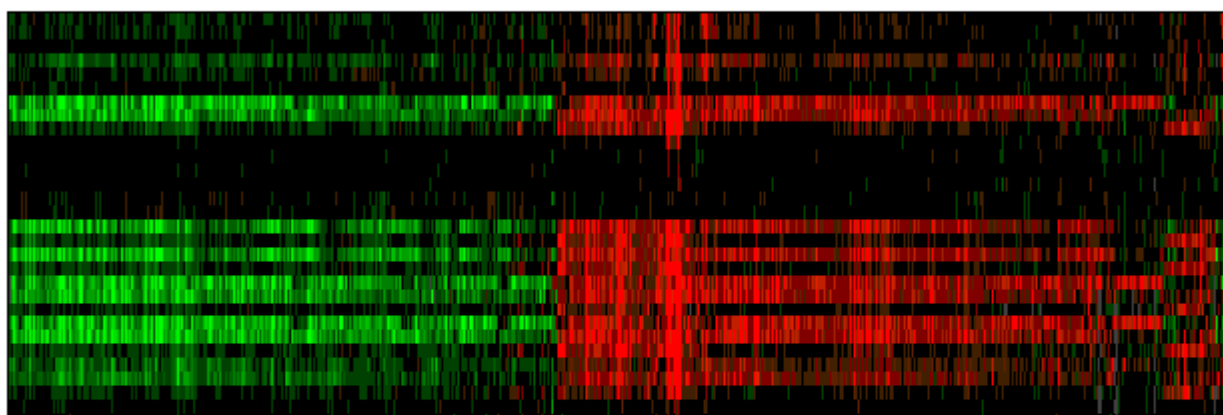
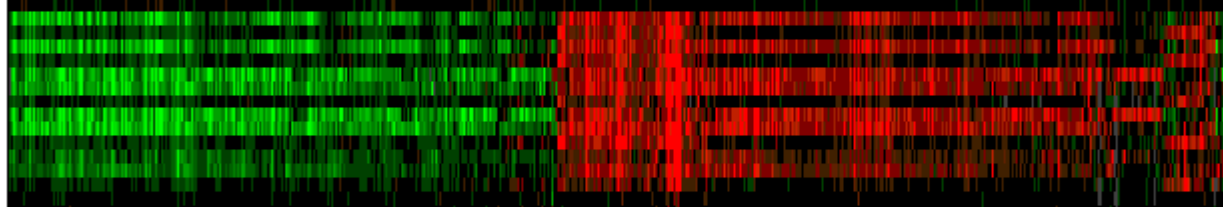


Figure 4



CD4 T cell + CD30/MHC bead, 24 hr
 CD4 T cell + CD30/MHC bead, 8 hr
 CD4 T cell + CD30/MHC bead, 2 hr
 CD4 T cell + CD30/CD28/CTLA-4 bead
 CD4 T cell + CD30/CD28/CTLA-4 bead
 CD4 T cell + CD30/CD28/CTLA-4 bead
 CD4 T cell + CD30/CD28 bead, 24 hr
 CD4 T cell + CD30/CD28 bead, 8 hr
 CD4 T cell + CD30/CD28 bead, 2 hr
 CD4 T cell + CD28 bead, 2 hr
 CD4 T cell + CD28 bead, 1 hr
 CD4 T cell + CD28 bead, 2 hr
 CD4 T cell + MHC bead, 2 hr
 CD4 T cell + MHC bead, 1 hr
 CD4 T cell + CD30/CD28 bead, 8 hr
 CD4 T cell + CD30/CD28 bead, 2 hr
 CD4 T cell + CD28 bead, 8 hr
 CD4 T cell + CD28 bead, 2 hr
 CD4 T cell + CD30/CD28 bead, 24 hr
 CD4 T cell + CD30/CD28 bead, 8 hr
 CD4 T cell + CD30/CD28 bead, 2 hr
 CD4 T cell + CD30/MHC bead, 24 hr
 CD4 T cell + CD30/MHC bead, 8 hr
 CD4 T cell + CD30/MHC bead, 2 hr
 CD4 T cell + CD28 bead, 8 hr
 CD4 T cell + CD28 bead, 2 hr

Figure 3



P116 + anti-VES, 2 hr
 P116 + anti-VES, 2 hr
 JA45.01(K) + anti-VES, 2 hr
 Jurkat + anti-VES, 2 hr
 P116 + zap70 + anti-CD28, 2 hr
 P116 + anti-CD28, 2 hr
 JA45.01(K) + anti-CD28, 2 hr
 Jurkat + anti-CD28, 2 hr
 Jurkat + anti-furin, 2 hr
 Jurkat + anti-CD11a, 2 hr
 Jurkat + anti-CD28, 2 hr
 Jurkat + anti-CD28, 2 hr
 Jurkat + anti-VES, 8 hr
 Jurkat + anti-VES, 4 hr
 Jurkat + anti-VES, 2 hr
 Jurkat + anti-VES, 1 hr
 Jurkat + anti-VES, 0.5 hr
 Jurkat + anti-VES, 0.25 hr
 Jurkat + anti-CD28, 8 hr
 Jurkat + anti-CD28, 6 hr
 Jurkat + anti-CD28, 4 hr
 Jurkat + anti-CD28, 2 hr
 Jurkat + anti-CD28, 1 hr
 Jurkat + anti-CD28, 0.5 hr
 Jurkat + anti-CD28, 0.25 hr

Figure 2

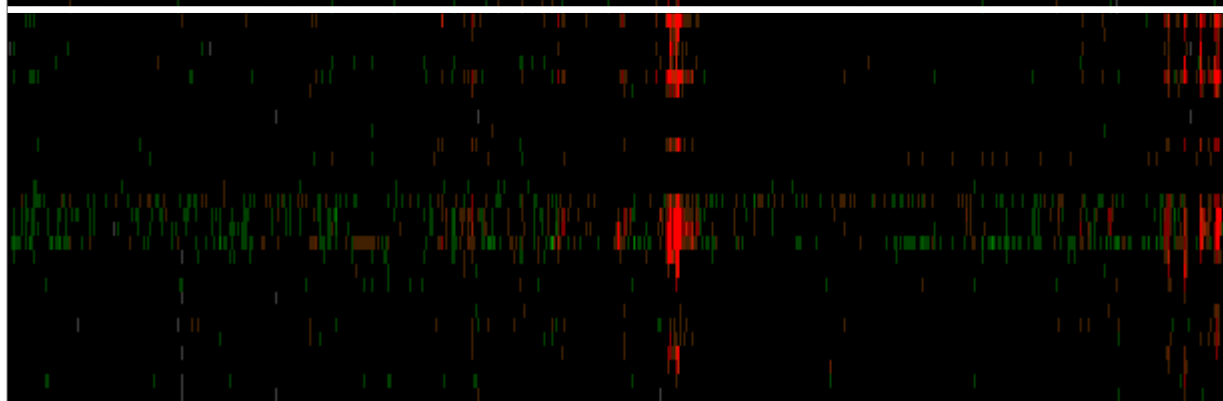


Figure 1



Log₁₀(Ratio)
 1
 0
 -1