

B

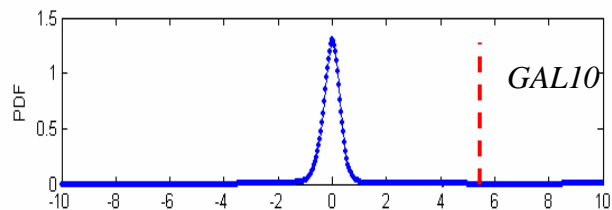
Evidence

Measure

Distribution of each measure estimated by kernel density estimator

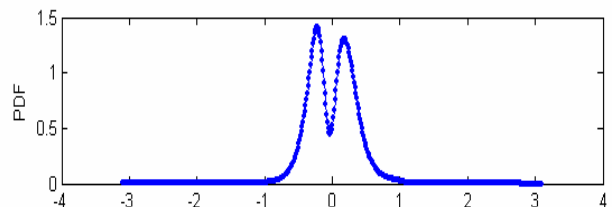
Time-Course
Gene Exp.

$$\int_0^{9\text{hr}} \log_{10}(\text{gal}_i/\text{raf}_i)_t dt$$



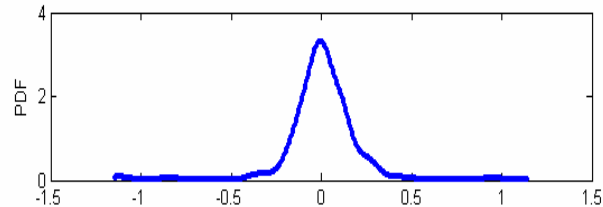
Knock-out
Gene Exp.

$$\text{Max } |\log_{10}(\Delta\text{gal}_k/\text{wt})|$$



Protein
Expression

$$\log_{10}(\text{gal}_i/\text{raf}_i)$$



Measure