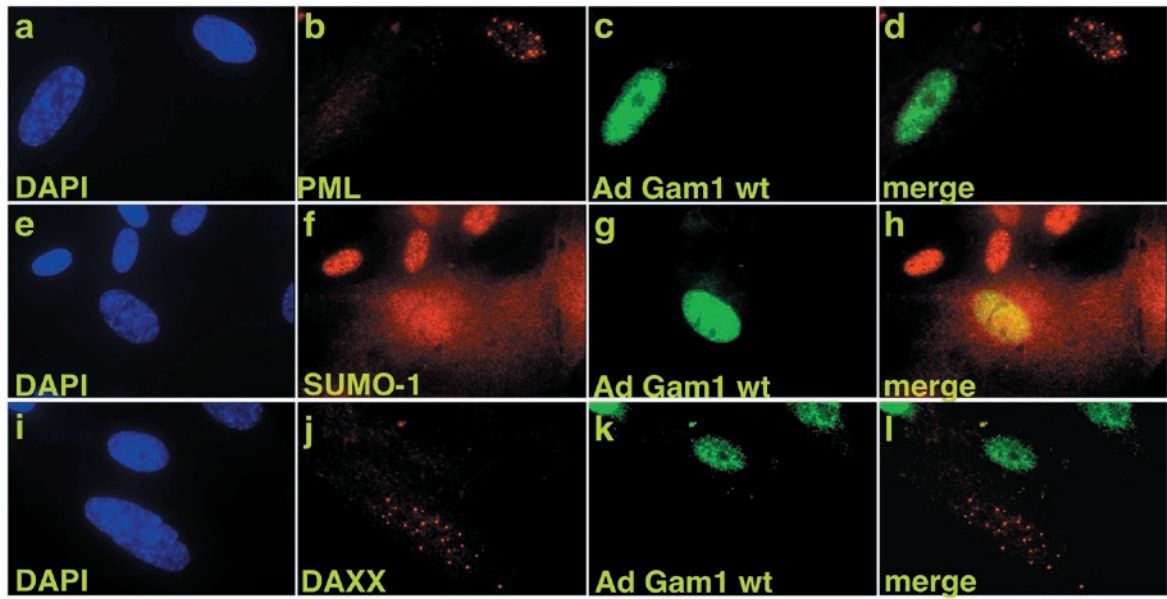
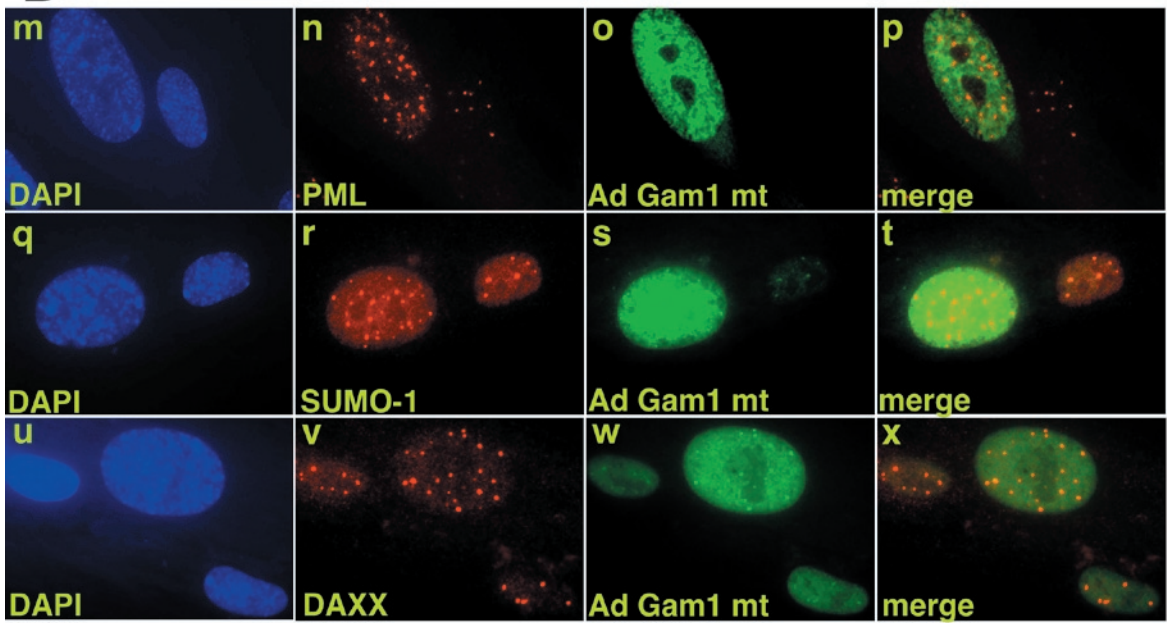


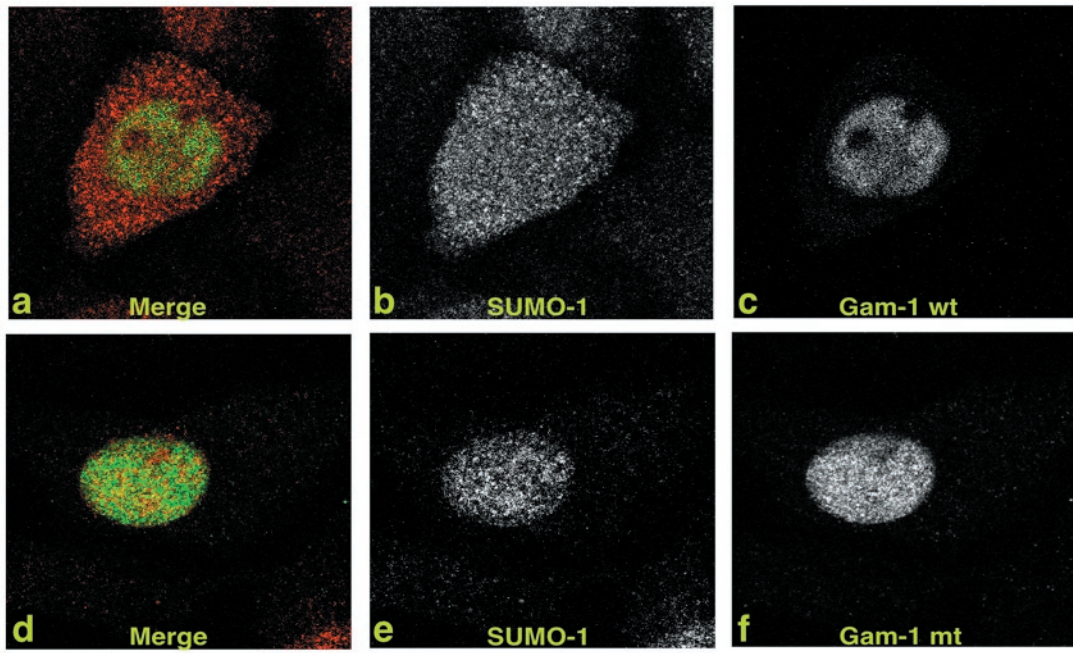
**A**



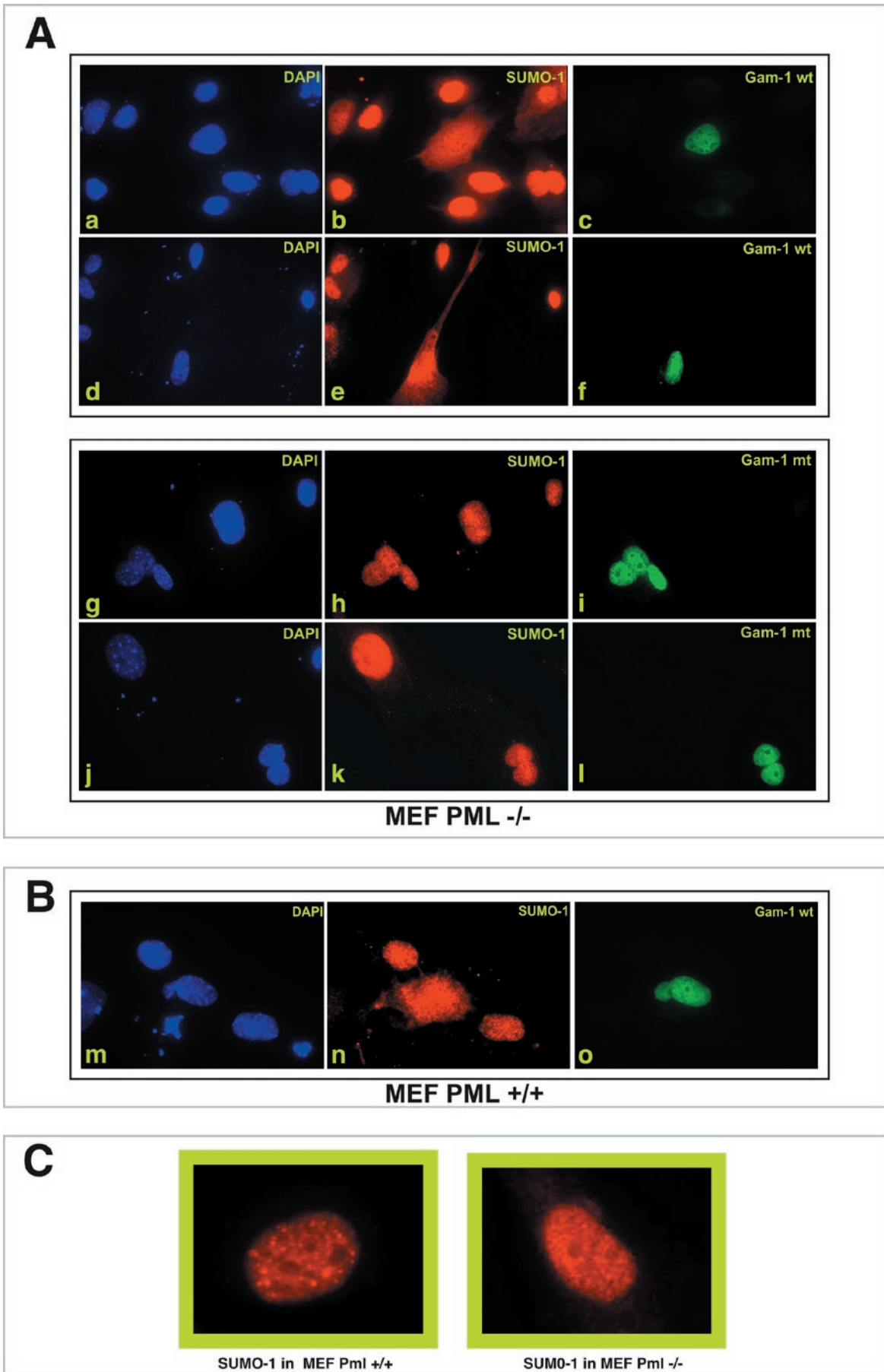
**B**



Supplementary Figure 1



Supplementary Figure 2



Supplementary Figure 3

## SUPPLEMENTARY DATA FIGURE LEGENDS

**Figure 1S.** (A) and (B). Gam1 wt destroys PML containing nuclear bodies. W138 cells were infected with 10000 particles per cell AdGam1 wt (A) or AdGam1mt (B), as previously described (Chiocca et al., 2002; Glotzer et al., 2000). Cells were stained as described in material and methods with antibodies against the myc epitope (panels c,g,k,o,s,w), against PML (panels b and n), against Daxx (panels j and v) or against SUMO-1 (panels f and r).

**Figure 2S.** Confocal analysis of HeLa cells transfected with plasmids directing expression of myc-Gam1 wt (panel c), or myc-Gam1<sup>mt</sup> (panel f) (Chiocca et al., 1997). Cells were stained as described in methods with antibodies against the myc epitope (panels c and f) or against SUMO-1 (panels b and e). Antibodies were visualized with anti-mouse Alexa488 or anti-rabbit Alexa568 (Molecular Probes). Images were acquired by Pietro Transidico using a confocal 1024MRC BIORAD microscope equipped with a krypton-argon LASER.

**Figure 3S.** (A) and (B). Delocalization of SUMO-1 by Gam1 is PML independent. Mouse embryo fibroblasts (MEFs) PML<sup>-/-</sup> and PML<sup>+/+</sup> kindly provided by Dr. P.G. Pelicci were transfected with plasmids directing expression of myc-Gam1 wt (panels c, f and o) or myc-Gam1<sup>mt</sup> (panels i and l) (Chiocca et al., 1997). Cells were stained as described in methods with antibodies against the myc epitope (panels c, f, i, l and o) or against SUMO-1 (panels b, e, h, k and n). (C) Different pattern of SUMO-1 staining in PML<sup>-/-</sup> or PML<sup>+/+</sup> MEFs.

## REFERENCES

- Chiocca, S., Baker, A. and Cotten, M. (1997) Identification of a novel antiapoptotic protein, GAM-1, encoded by the CELO adenovirus. *J Virol*, **71**, 3168-3177.
- Chiocca, S., Kurtev, V., Colombo, R., Boggio, R., Scieurpi, M.T., Brosch, G., Seiser, C., Draetta, G.F. and Cotten, M. (2002) Histone deacetylase 1 inactivation by an adenovirus early gene product. *Curr Biol*, **12**, 594-598.
- Glotzer, J.B., Saltik, M., Chiocca, S., Michou, A.I., Moseley, P. and Cotten, M. (2000) Activation of heat-shock response by an adenovirus is essential for virus replication. *Nature*, **407**, 207-211.