


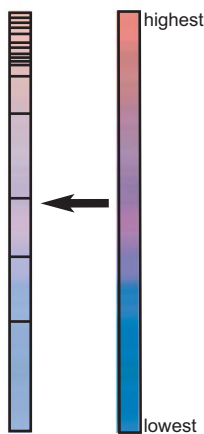
a

Boston dataset
top 100 markers AMKL vs M4/M5

St. Jude Dataset
rank ordered markers AMKL vs M4/M5

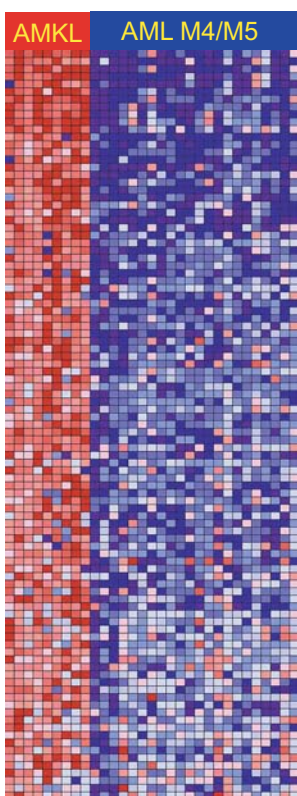


gene set



GSEA

b



Probe	Gene	Rank
206494_s_at	ITGA2B	0
206698_at	XK	1
216956_s_at	ITGA2B	2
206283_s_at	TAL1	3
206145_at	RHAG	4
207550_at	MPL	5
206493_at	ITGA2B	6
213549_at	null	8
208029_s_at	LAPTM4B	9
214039_s_at	LAPTM4B	11
206655_s_at	GP1BB	12
206306_at	RYR3	13
209839_at	DNM3	14
212148_at	PBX1	15
212224_at	ALDH1A1	16
217975_at	WBP5	17
205352_at	SERPINI1	18
208767_s_at	LAPTM4B	19
201150_s_at	TIMP3	20
201147_s_at	TIMP3	23
201830_s_at	NET1	24
202949_s_at	FHL2	25
207808_s_at	PROS1	29
210762_s_at	DLC1	30
212372_at	MYH10	31
203544_s_at	STAM	35
204720_s_at	DNAJC6	38
207389_at	GP1BA	41
203333_at	KIFAP3	43
215388_s_at	CFHL1 /// CFH	44
202932_at	YES1	45
210986_s_at	TPM1	46
202746_at	ITM2A	49
207781_s_at	ZNF6	50
203304_at	BAMBI	52
220591_s_at	EFHC2	54
211005_at	LAT	57
203987_at	FZD6	59
217963_s_at	NGFRAP1	61
216054_x_at	MYL4	64
202351_at	ITGAV	67
215047_at	BIA2	71
219412_at	RAB38	78
220110_s_at	NXF3	79
211137_s_at	ATP2C1	87
212151_at	PBX1	96
211254_x_at	RHAG	99
201334_s_at	ARHGEF12	100
202619_s_at	PLOD2	107
213107_at	TNFK	109
210038_at	PRKCCQ	115
217936_at	ARHGAP5	118
218236_s_at	PRKD3	121
205278_at	GAD1	144
219737_s_at	PCDH9	145
202747_s_at	ITM2A	146
211828_s_at	TNFK	159
202806_at	DBN1	160
212190_at	SERPINE2	162
204187_at	GMPR	177
208407_s_at	CTNND1	180
210987_x_at	TPM1	192
202728_s_at	LTBP1	194
202732_at	PKIG	199
213800_at	CFH	223
204529_s_at	TOX	238
201906_s_at	CTDSPL	239
218718_at	PDGFC	248
203972_s_at	PEX3	254
202478_at	TRIB2	266
205127_at	PTGS1	272
209524_at	HDGFRP3	278
210039_s_at	PRKCCQ	299
212558_at	SPRY1	316
204917_s_at	MLLT3	317
209526_s_at	HDGFRP3	319
212589_at	RRAS2	343
212599_at	AUTS2	359
216693_x_at	HDGFRP3	363
214109_at	LRBA	366
211071_s_at	AF1Q	378
209723_at	SERPINB9	427
209362_at	SURB7	458
220773_s_at	GPHN	542
213288_at	OACT2	546
215239_x_at	ZNF273	547
213109_at	TNFK	585
202481_at	DHRS3	615
212905_at	CSTF2T	711
214464_at	CDC42BPA	730
212222_at	PSME4	885
212590_at	RRAS2	889
209574_s_at	C18orf1	952
211084_x_at	PRKD3	990
204937_s_at	ZNF274	1068
212231_at	FBXO21	1146
220927_s_at	HPSE2	1335
206118_at	STAT4	2610
205171_at	PTPN4	3443

c

	top 100 markers up in		top 100 markers up in	
	AMKL	M4/M5	AMKL	M4/M5
direction:				
query = 100 top markers in dataset (rank ordered markers)	Boston	Boston	St Jude	St Jude
	St. Jude	St. Jude	Boston	Boston
n hits in top 100 from test dataset	50	47	49	47
Enrichment score	0.95	0.96	0.96	0.96
nominal p-value	0.001	0.001	0.001	0.001