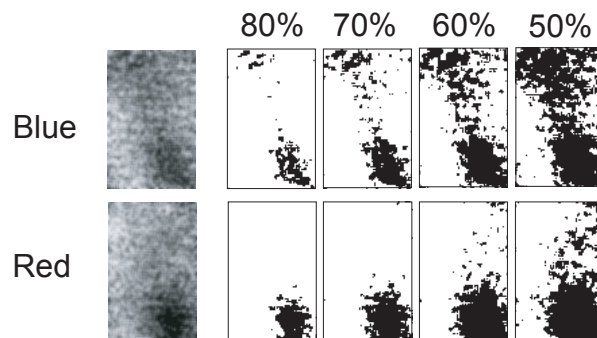




a Imprinting with a blue square (AM667)



b Imprinting with a red square (AM675)



c No imprinting (AM663)



Additional File 2 The evoked activity area at four threshold levels. Response regions at indicated levels of the maximum response are shown in black. Recordings from a chick imprinted with a blue square (a), a red square (b) or no imprinting (c). Upper and lower panels in a, b and c are the responses to the blue or red square, respectively.