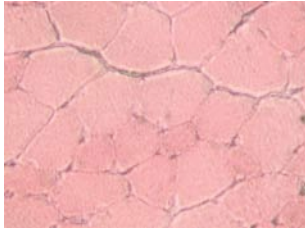
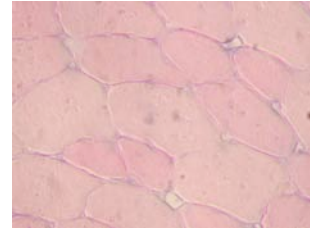


Control (resting) TA muscle

Wild-type

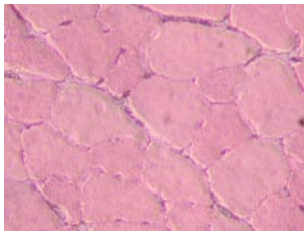


MyoD R99,102

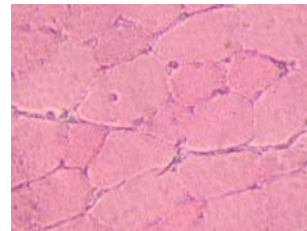


Regeneration, 15 days

Wild-type



MyoD R99,102



Duquet et al. Supplemental data S3.

Cardiotoxin-induced regeneration of TA muscle from wild-type and MyoD^{R99,102} mice, 15 days timepoint (hematoxylin/eosin staining): there is no fibrosis or fat infiltration after complete regeneration.