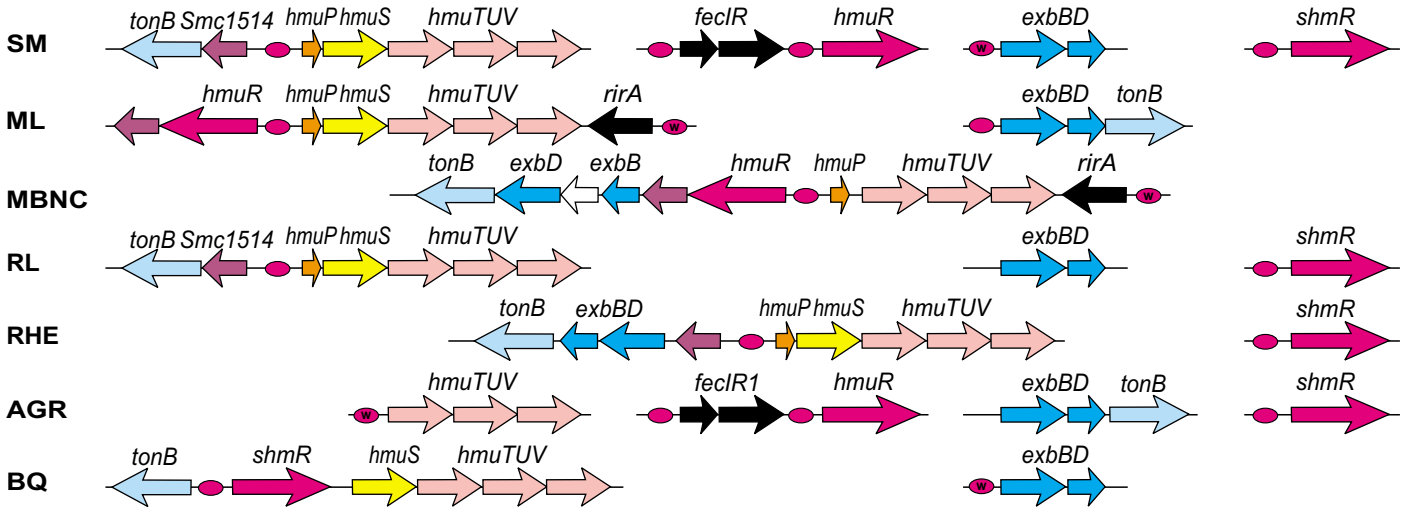
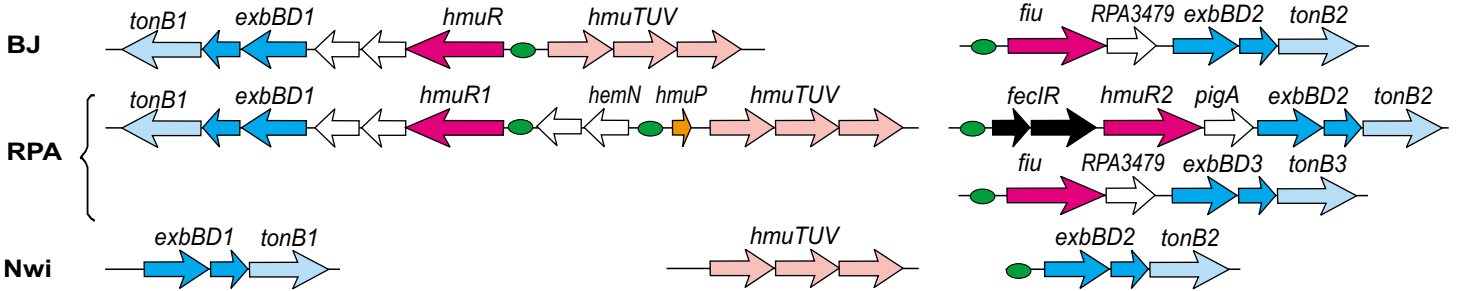


Supplementary Figure S2.

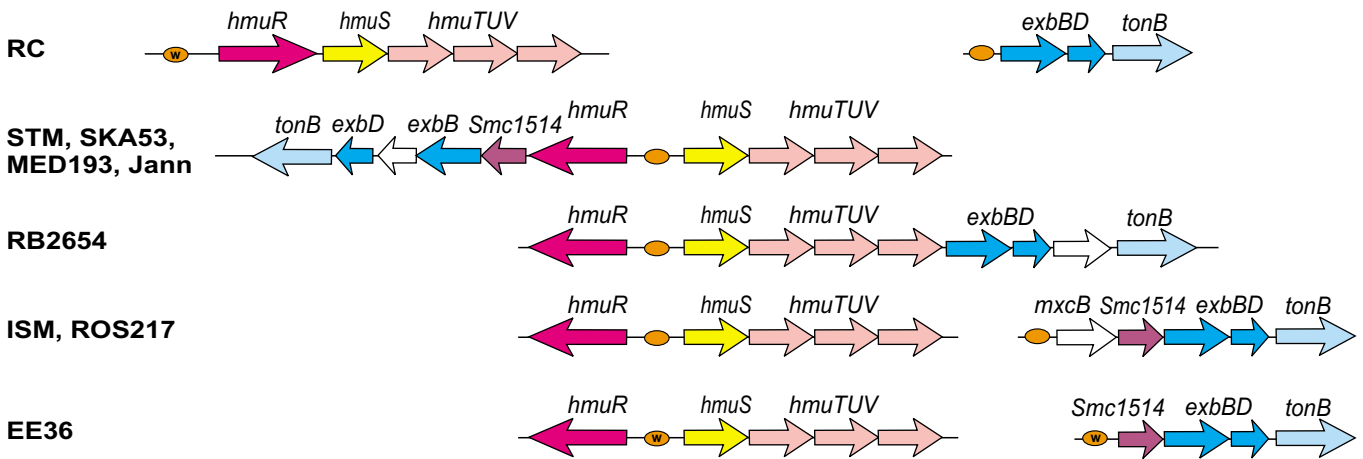
Rhizobiaceae, Mesorhizobiaceae, Bartonellaceae, Brucellales (7 out of 8 species)



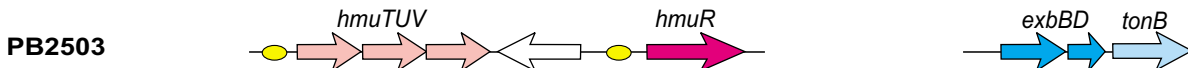
Bradyrhizobiaceae (3 out of 5 species)



Rhodobacteraceae (9 out of 12 species)



Other α -proteobacteria (1 out of 12 species)



BME, Brad, Nham, Rsph, SPO, OB2597, PU1002, OA2633, CC, ELI, Sala, Saro, ZM, GOX, Rrub, Amb, Magn - **no *hmu* genes**

Iron Regulatory sites: ● RirA-box ● Iron-Rhodo-box ● Irr-box (ICE) ● Fur^α-box

Weak sites with score below the threshold are marked by 'w'.
Homologous genes and groups of genes are marked by matching colors.
Genome abbreviations are described in Figure 1.