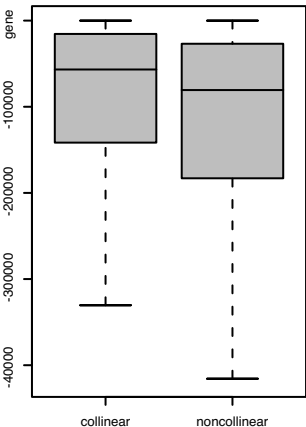


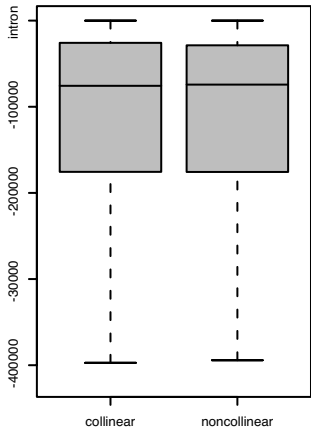
PRE-GENE SCE distribution

Wilcoxon rank sum test p-value = $2e-09$



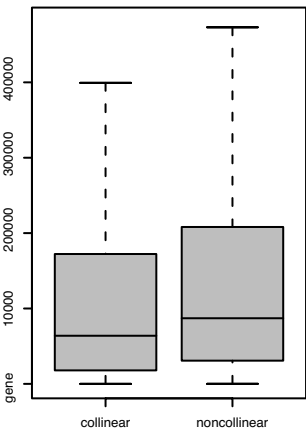
INTRON START SCE distribution

Wilcoxon rank sum test p-value = 0.651



POST-GENE SCE distribution

Wilcoxon rank sum test p-value = $4.845e-06$



INTRON END SCE distribution

Wilcoxon rank sum test p-value = 0.113

