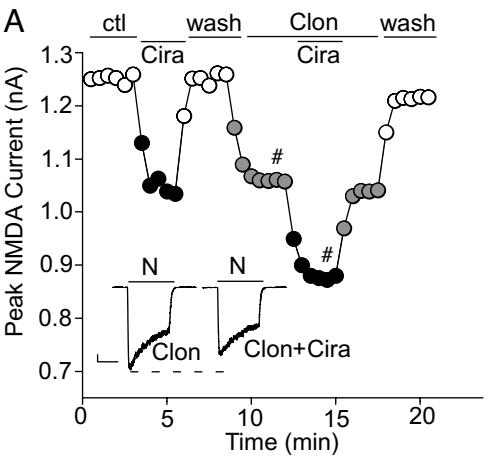
A
ctl
wash
Clon
wash
Cira
Cira
Peak NMDA Current (nA)
1.3
1.2
1.1
1.0
0.9
0.8
0.7
#
#
N
N
Clon
Clon+Cira
0
5
10
15
20
Time (min)

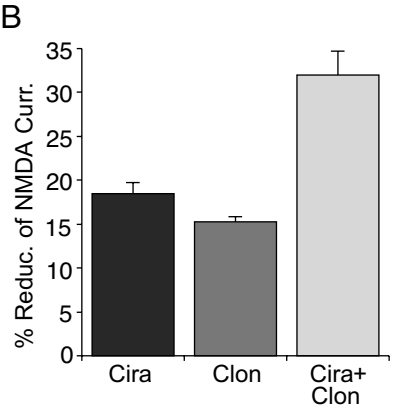
B
% Reduc. of NMDA Curr.
35
30
25
20
15
10
5
0
Cira
Clon
Cira+
Clon

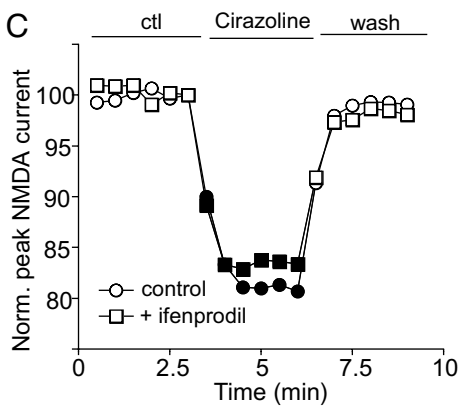
C
ctl
Cirazoline
wash
Norm. peak NMDA current
100
95
90
85
80
control
+ ifenprodil
0
2.5
5
7.5
10
Time (min)

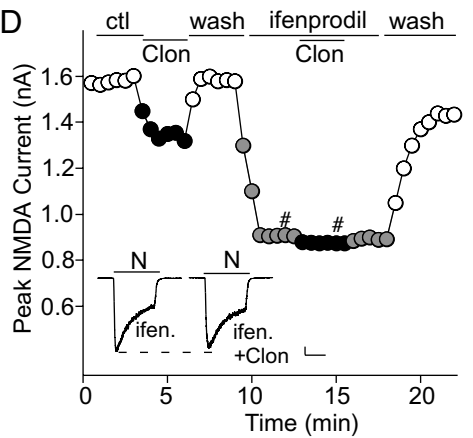
D
ctl
wash
ifenprodil
wash
Clon
Clon
Peak NMDA Current (nA)
1.6
1.4
1.2
1.0
0.8
0.6
#
#
N
N
ifen.
ifen.
+Clon
0
5
10
15
20
Time (min)