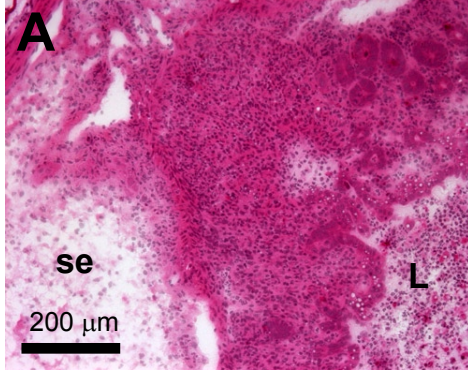
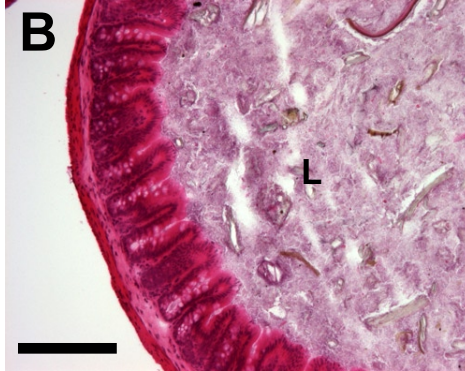


*S. Tm*-induced colitis

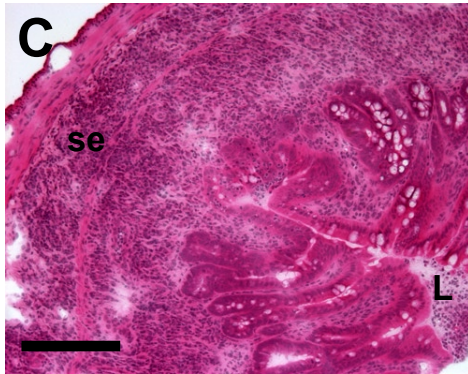
*S. Tm*<sup>wt</sup>  
C57BL/6  
day 4 p.i.



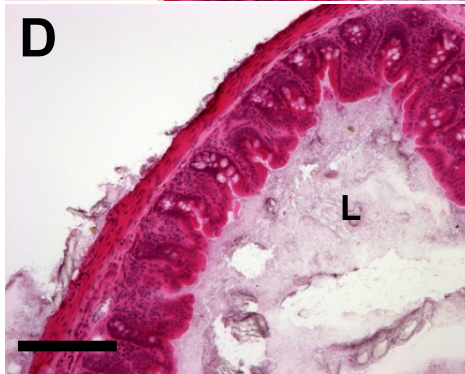
*S. Tm*<sup>avir</sup>  
C57BL/6  
day 4 p.i.



*S. Tm*<sup>wt</sup>  
129Sv/Ev  
day 47 p.i.



*S. Tm*<sup>avir</sup>  
129Sv/Ev  
day 47 p.i.



Colitis in IL10<sup>-/-</sup> mouse models

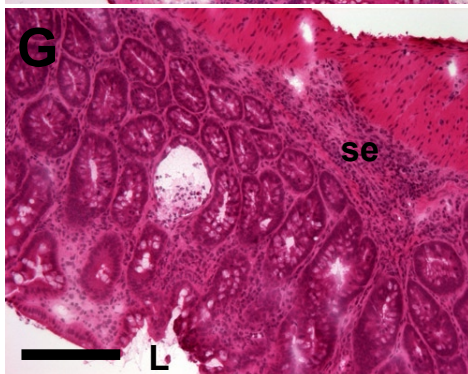
*S. Tm*<sup>avir</sup>  
C57BL/6<sup>IL10<sup>-/-</sup></sup>  
day 2 p.i.



*S. Tm*<sup>avir</sup>  
C57BL/6<sup>IL10<sup>-/-</sup></sup>  
day 2 p.i.



*S. Tm*<sup>avir</sup>  
C3H/HeBir<sup>IL10<sup>-/-</sup></sup>  
day 2 p.i.



*S. Tm*<sup>avir</sup>  
C3H/HeBir<sup>IL10<sup>-/-</sup></sup>  
day 2 p.i.

