


FFA

left




right



PPA

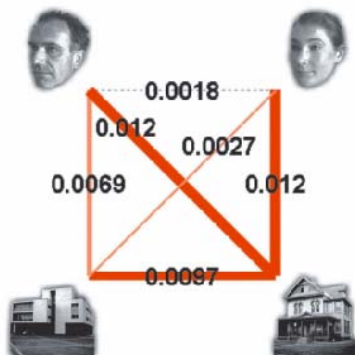
left



right



early visual cortex



aIT face-exemplar region



p < 1% ———  
 p < 5% ———