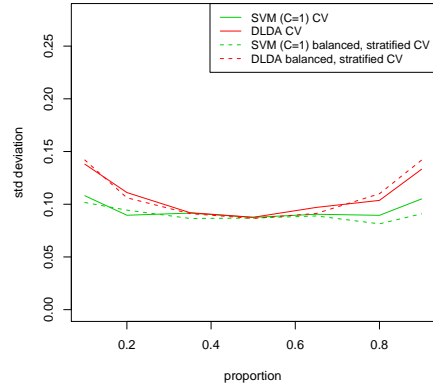
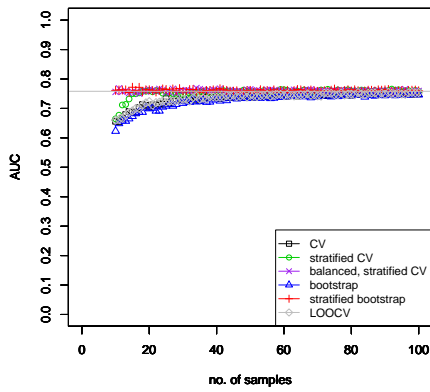


(a) standard CV, BSCV

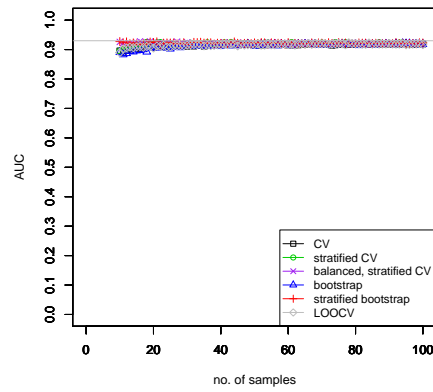


(b) 10-times repeated CV, BSCV

Figure 1: Standard deviations of single runs of two induction algorithms for standard BSCV and CV and 10-times repeated BSCV and CV.

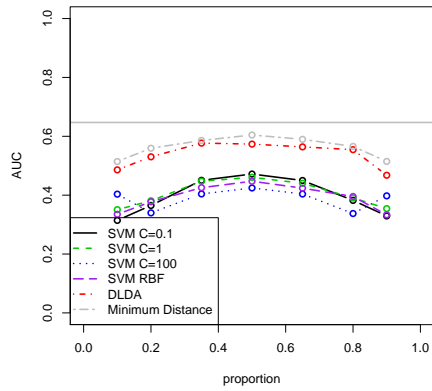


(a) $d'=1$

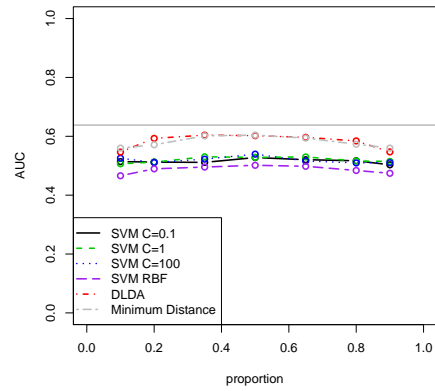


(b) $d'=2$

Figure 2: Simulated classification results using DLDA (using known mean and variance) with varying separation of the means.



(a) CV



(b) balanced, stratified CV

Figure 3: Simulated classification results for various induction algorithms. The two classes have a multivariate Gaussian distribution (10 dimensions). The discriminability d' is 0.5 and the data set contains 50 elements.