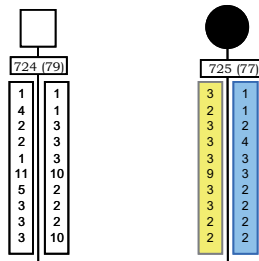


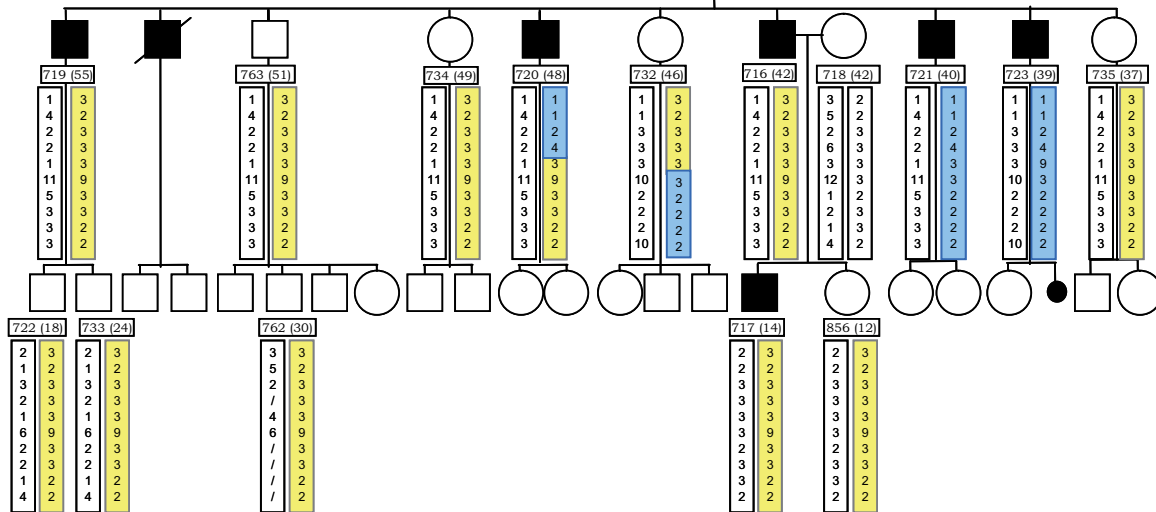
I

D1S240
D1S412
D1S2816
D1S413
D1S456
D1S249
D1S2636
D1S2735
D1S2796
D1S2692



a

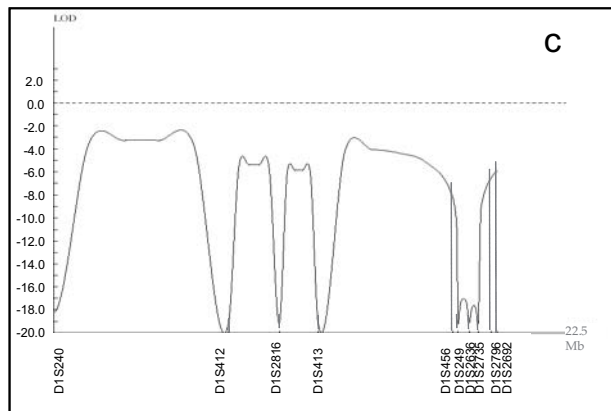
II



b

Mb	Marker	LOD score ($\theta=0.0$)
181.92	<i>D1S240</i>	-16.72
190.80	<i>D1S412</i>	-19.12
193.38	<i>D1S2816</i>	-8.02
195.35	<i>D1S413</i>	-18.56
202.19	<i>D1S456</i>	0.30
202.45	<i>D1S249</i>	-19.12
203.02	<i>D1S2636</i>	-18.94
203.48	<i>D1S2735</i>	-18.71
204.15	<i>D1S2796</i>	-0.23
204.43	<i>D1S2692</i>	-0.23

Max SLINK=3.084



CFH

DAF
 CRI
 MCP