
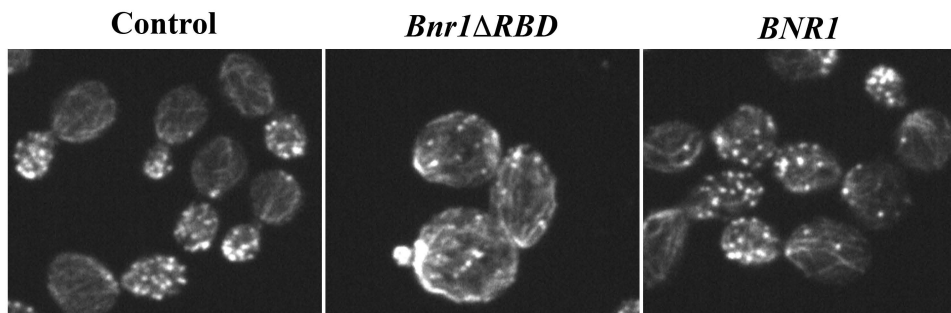
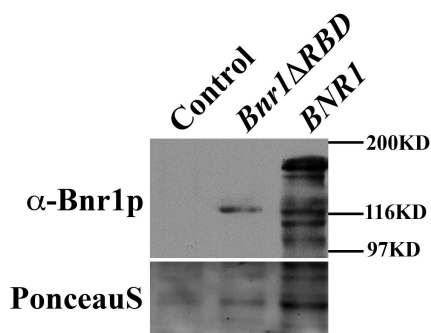


E07-05-0520 Bretscher

Figure S1. Over-expression of unregulated Bnr1p, but not full length Bnr1p, results in lethality and excessive accumulation of short actin filaments. (A) Wild type cells containing a control plasmid or over expressing Bnr1p Δ RBD or full length Bnr1p after two days growth on glucose-containing media (SD) or four days on galactose media (SGAL). (B) Immuno-localization of actin in the same strains as in A after five hour galactose induction. (C) Western blot with Bnr1p antibody on cell extract of the strains in A. Cell extract was prepared by resuspending cell pellet in sampling buffer and boiling for 15 minutes and spinning down. With this method of preparation, endogenous Bnr1p was not detected with this antibody and exposure.

A**B****C****Figure S1**