Figure S2

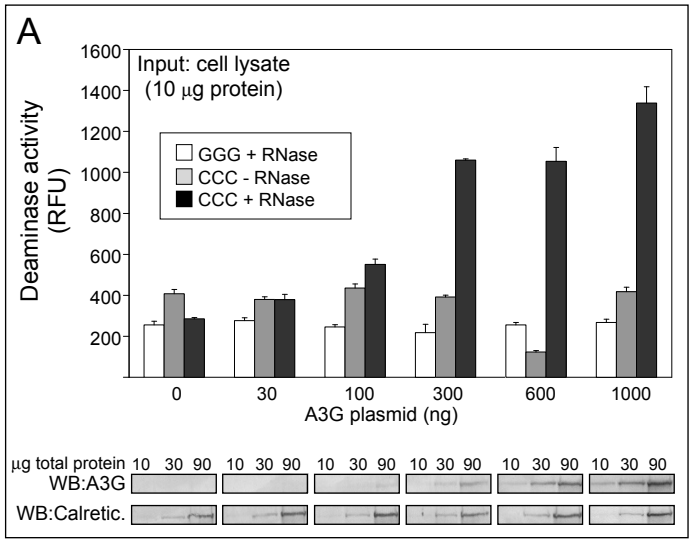
A
Input: cell lysate
(10 μg protein)
GGG + RNase
CCC - RNase
CCC + RNase
Deaminase activity
(RFU)
1600
1400
1200
1000
800
600
400
200
0
30
100
300
600
1000
A3G plasmid (ng)
μg total protein 10 30 90 10 30 90 10 30 90 10 30 90 10 30 90 10 30 90
WB:A3G
WB:Calretic.

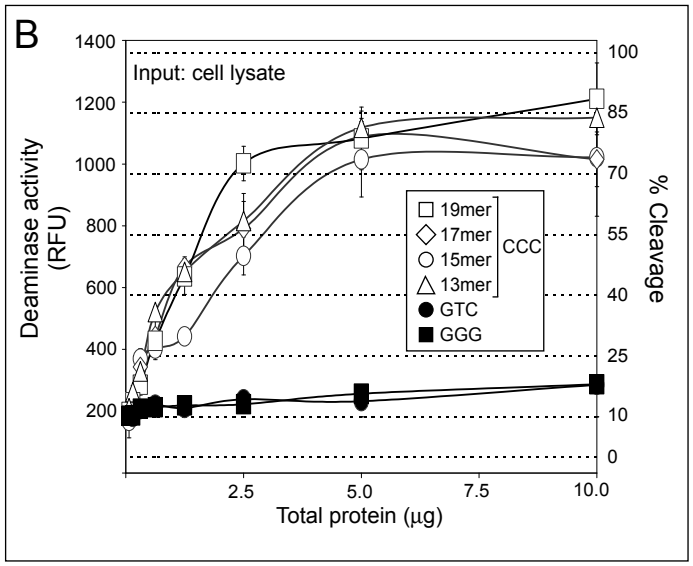
B
Input: cell lysate
Deaminase activity
(RFU)
1400
1200
1000
800
600
400
200
19mer
17mer
15mer
13mer
CCC
GTC
GGG
% Cleavage
100
85
70
55
40
25
10
0
2.5
5.0
7.5
10.0
Total protein (μg)

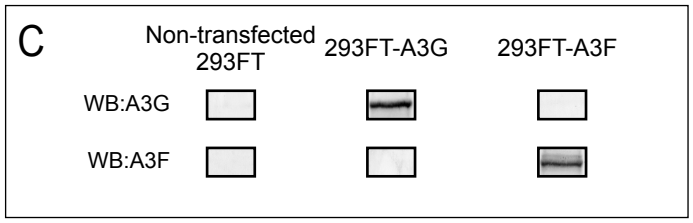
C
Non-transfected
293FT
293FT-A3G
293FT-A3F
WB:A3G
WB:A3F

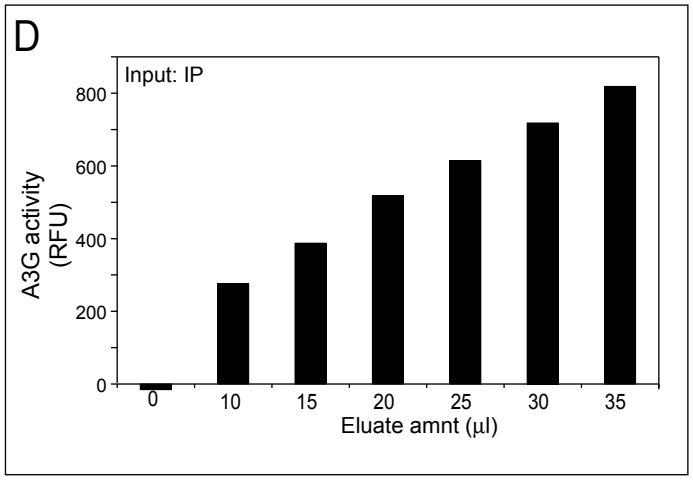
D
Input: IP
A3G activity
(RFU)
800
600
400
200
0
0
10
15
20
25
30
35
Eluate amnt (μl)

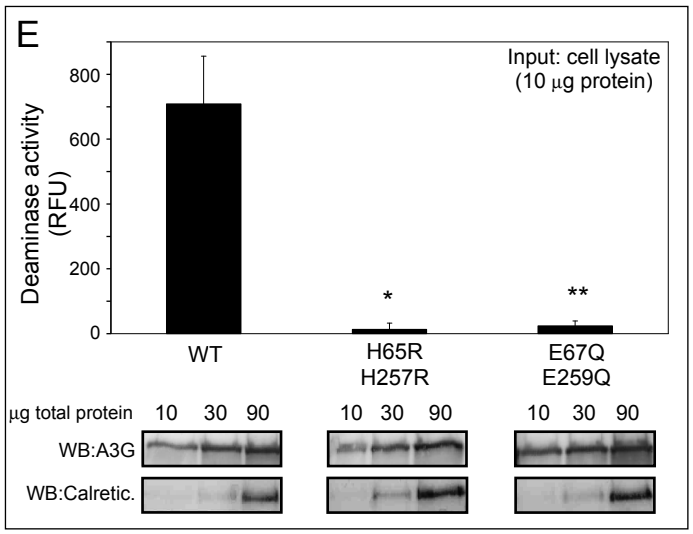
E
Input: cell lysate
(10 μg protein)
Deaminase activity
(RFU)
800
600
400
200
0
*
**
WT
H65R
H257R
E67Q
E259Q
μg total protein 10 30 90 10 30 90 10 30 90
WB:A3G
WB:Calretic.