

Table 1. List of hemocyte specific genes enriched ≥ 1.5 fold in the WT/*srp* microarray comparison.

Gene	Function	Localization	Fold Difference
CG2952 (Dox-A3)	Melanization	Crystal Cells, (Tomancak et al., 2002)	5.94
CG5779 (Be)	Melanization	Crystal Cells, (Tomancak et al., 2002)	30.1
CG8193	Melanization	Crystal Cells, (Tomancak et al., 2002)	13.78
CG9364 (Treh)	Trehalase	Crystal Cells, (Tomancak et al., 2002)	1.9
CG13279 (Cyt-b5-r)	Cytochrome	Crystal Cells, (Tomancak et al., 2002)	5.8
CG8196 (Ance-4)	Peptidyl-dipeptidase	Crystal Cells, (Tomancak et al., 2002)	3.31
CG4183 (Hsp 26)	Heat shock protein	Crystal Cells, (Tomancak et al., 2002)	2.15
CG10467	Aldose-1-epimerase	Crystal Cells, (Tomancak et al., 2002)	1.94
CG8036	Transketolase	Crystal Cells, (Tomancak et al., 2002)	1.88
CG5748 (Hsf)	Transcription factor	Crystal Cells, (Tomancak et al., 2002)	1.5
CG6738	Metallopeptidase	Crystal Cells, (Tomancak et al., 2002)	1.78
CG17109	Aminoacylase	Crystal Cells, this work	8.25
CG5490 (Tl)	Toll receptor	Hemocytes, (Kambris et al., 2002)	1.63
CG6821 (Lsp1 γ)	Larval serum protein	Hemocytes, (Tomancak et al., 2002)	1.67
CG5397	Acyltransferase	Hemocytes, (Tomancak et al., 2002)	3.68
CG12013 (PHGPx)	Peroxidase	Hemocytes, (Tomancak et al., 2002)	1.73
CG5992 (Adgf-A)	Adenosine deaminase	Hemocytes, (Tomancak et al., 2002)	1.55
CG1637	Acid phosphatase	Hemocytes, (Tomancak et al., 2002)	1.59
CG8983	Protein disulfide-isomerase	Hemocytes, (Tomancak et al., 2002)	1.53
CG6698 (NtR)	Ion channel	Hemocytes, (Tomancak et al., 2002)	7.48
CG1102 (Mp1)	Melanization	Hemocytes, (Irving et al., 2005)	2.17
CG3505	Melanization	Hemocytes, (Irving et al., 2005)	2.28
CG12002 (pxn)	Extracellular matrix	Hemocytes, (Tomancak et al., 2002)	3.32
CG9280 (Glt)	Extracellular matrix	Hemocytes, (Irving et al., 2005)	2.95
CG33103 (Ppn)	Extracellular matrix	Hemocytes, (Kramerova et al., 2000)	5.24
CG4145 (Cg25c)	Extracellular matrix	Hemocytes, (Tomancak et al., 2002)	1.79
CG10236 (LanA)	Extracellular matrix	Hemocytes, (Irving et al., 2005)	1.52
CG6378 (Sparc)	Extracellular matrix	Hemocytes, (Tomancak et al., 2002)	1.71
CG31022	procollagen-proline 4-dioxygenase activity	Hemocytes, (Abrams and Andrew, 2002)	1.56
CG4280 (crq)	Scavenger receptor	Hemocytes, (Franc et al., 1996)	1.82
CG10391 (Cyp310a1)	Cytochrome	Hemocytes, (Tomancak et al., 2002)	2.7
CG12389 (Fpps)	Farnesyl diphosphate synthase	Hemocytes, (Milchanowski et al., 2004)	1.72
CG4501 (bgm)	Long chain fatty acid CoA ligase	Hemocytes, (Tomancak et al., 2002)	2.22
CG31150	Lipid transporter	Hemocytes, (Tomancak et al., 2002)	2.17
CG5958	Retinal binding	Hemocytes, (Tomancak et al., 2002)	2.22
CG8112	Sterol O-acyltransferase	Hemocytes, (Tomancak et al., 2002)	1.71
CG9372	Serine protease	Hemocytes, (Irving et al., 2005)	1.52
CG17875 (Cyp9f3psi)	Cytochrome	Hemocytes, (Tomancak et al., 2002)	2.17
CG6953 (fat-spondin)	Serine type endopeptidase inhibitor	Hemocytes, (Tomancak et al., 2002)	4.06
CG5840	Proline-5-carboxylate reductase	Hemocytes, (Tomancak et al., 2002)	1.96
CG4829	Acyltransferase	Hemocytes, (Tomancak et al., 2002)	1.53
CG8222 (Pvr)	VEGF receptor	Hemocytes, (Heino et al., 2001)	1.7
CG12070 (sap-r)	Sphingolipid activator	Hemocytes, (Freeman et al., 2003)	1.56
CG13388 (Akap200)	Protein kinase A binding	Hemocytes, (Freeman et al., 2003)	1.69
CG10120 (men)	Malic enzyme	Hemocytes, (Tomancak et al., 2002)	1.65
CG4559 (Idgf3)	Chitinase	Hemocytes, (Irving et al., 2005)	1.71
CG1787 (Hexo2)	Hexosaminidase B	Hemocytes, (Tomancak et al., 2002)	1.48
CG6199	Procollagen lysine dioxygenase	Hemocytes, this work	2.3
CG11051 (Nplp2)	Neuropeptide	Hemocytes, (Tomancak et al., 2002)	1.89
CG6736	Insulin like peptide	Hemocytes, (Tomancak et al., 2002)	3.67
CG7449 (hbs)	Immunoglobulin family member	Hemocytes, (Artero et al., 2006)	1.73
CG9148 (scf)	Topoisomerase	Hemocytes, (Irving et al., 2005)	1.57
CG8501	Unknown	Hemocytes, (Irving et al., 2005)	6.12
CG18446	Unknown	Hemocytes, (Tomancak et al., 2002)	2.1
CG5854	Unknown	Hemocytes, (Tomancak et al., 2002)	2.1
CG15695	Unknown	Hemocytes, (Tomancak et al., 2002)	1.68
CG14629	Unknown	Hemocytes, (Tomancak et al., 2002)	1.71
CG8776	Unknown	Hemocytes, (Tomancak et al., 2002)	1.64
CG31431	Unknown	Hemocytes, (Tomancak et al., 2002)	1.63
CG31337	Unknown	Hemocytes, (Tomancak et al., 2002)	3.3
CG1092	Unknown	Hemocytes, (Tomancak et al., 2002)	3.75
CG4139 (Karl)	Unknown	Hemocytes, (Irving et al., 2005; Tomancak et al., 2002)	3.55
CG16876	Unknown	Hemocytes, (Tomancak et al., 2002)	3.3

References

- Abrams, E.W. and Andrew, D.J. (2002) Prolyl 4-hydroxylase alpha-related proteins in *Drosophila melanogaster*: tissue-specific embryonic expression of the 99F8-9 cluster. *Mech Dev*, 112, 165-171.
- Artero, R.D., Monferrer, L., Garcia-Lopez, A. and Baylies, M.K. (2006) Serpent and a hibris reporter are co-expressed in migrating cells during *Drosophila* hematopoiesis and Malpighian tubule formation. *Hereditas*, 143, 117-122.
- Franc, N.C., Dimarcq, J.L., Lagueux, M., Hoffmann, J. and Ezekowitz, R.A. (1996) Croquemort, a novel *Drosophila* hemocyte/macrophage receptor that recognizes apoptotic cells. *Immunity*, 4, 431-443.
- Freeman, M.R., Delrow, J., Kim, J., Johnson, E. and Doe, C.Q. (2003) Unwrapping glial biology: Gcm target genes regulating glial development, diversification, and function. *Neuron*, 38, 567-580.
- Heino, T.I., Karpanen, T., Wahlstrom, G., Pulkkinen, M., Eriksson, U., Alitalo, K. and Roos, C. (2001) The *Drosophila* VEGF receptor homolog is expressed in hemocytes. *Mech Dev*, 109, 69-77.
- Irving, P., Ubeda, J.M., Doucet, D., Troxler, L., Lagueux, M., Zachary, D., Hoffmann, J.A., Hetru, C. and Meister, M. (2005) New insights into *Drosophila* larval haemocyte functions through genome-wide analysis. *Cell Microbiol*, 7, 335-350.
- Kambris, Z., Hoffmann, J.A., Imler, J.L. and Capovilla, M. (2002) Tissue and stage-specific expression of the Tolls in *Drosophila* embryos. *Gene Expr Patterns*, 2, 311-317.
- Kramerova, I.A., Kawaguchi, N., Fessler, L.I., Nelson, R.E., Chen, Y., Kramerov, A.A., Kusche-Gullberg, M., Kramer, J.M., Ackley, B.D., Sieron, A.L., Prockop, D.J. and Fessler, J.H. (2000) Papilin in development; a pericellular protein with a homology to the ADAMTS metalloproteinases. *Development*, 127, 5475-5485.
- Milchanowski, A.B., Henkenius, A.L., Narayanan, M., Hartenstein, V. and Banerjee, U. (2004) Identification and characterization of genes involved in embryonic crystal cell formation during *Drosophila* hematopoiesis. *Genetics*, 168, 325-339.
- Tomancak, P., Beaton, A., Weiszmam, R., Kwan, E., Shu, S., Lewis, S.E., Richards, S., Ashburner, M., Hartenstein, V., Celniker, S.E. and Rubin, G.M. (2002) Systematic determination of patterns of gene expression during *Drosophila* embryogenesis. *Genome Biol*, 3, RESEARCH0088.

Table 2. Genes enriched ≥ 1.5 fold in the WT/*srp* unwounded microarray comparison with a suggested role in hemocyte function or immunity in larval or adult animals.

Gene	Function		Fold Difference
CG5896 (Grass)	Serine protease	Required for Toll activation (Kambris et al., 2006)	2.13
CG1395 (stg)	Tyrosine phosphatase	Mutants have reduced numbers of plasmatocytes and crystal cells (Milchanowski et al., 2004)	2.1
CG9441 (Pu)	Melanization	Increased during infection (De Gregorio et al., 2001)	1.75
CG8502	Cuticle protein	Clot protein (Karlsson et al., 2004)	3.96
CG7966	Selenium binding	Hemolymph protein, released by infection (Vierstraete et al., 2003; Vierstraete et al., 2004)	1.92
CG8913 (irc)	Peroxidase	Increased by infection, (De Gregorio et al., 2001; De Gregorio et al., 2002)	1.66
CG2227 (Gip)	isomerase	Hemolymph protein, clot protein, released by infection (de Morais Guedes et al., 2005; Karlsson et al., 2004; Vierstraete et al., 2004)	2.03
CG8586	Serine protease	Clot protein, (Karlsson et al., 2004)	2.22
CG31313	Cysteine protease inhibitor	Hemolymph protein (Vierstraete et al., 2003)	2.55
CG7390 (Smp-30)	Calcium binding	Released during infection (Vierstraete et al., 2004)	7.69
CG6449 (ninA)	Unknown	Increased by infection, (Boutros et al., 2002)	1.94
CG2060 (Cyp4e2)	Cytochrome	Decreased by infection (De Gregorio et al., 2002)	2.0
CG4120 (Cyp12c1)	Cytochrome	Increased during infection (Vodovar et al., 2005)	12.2
CG10833 (Cyp28d1)	Cytochrome	Decreased by infection, (De Gregorio et al., 2002)	1.7
CG6891	Actin binding	Hemolymph protein (Guedes Sde et al., 2003)	1.79
CG8846 (thor)	Translation initiation	Increased by infection (Bernal and Kimbrell, 2000; De Gregorio et al., 2002)	1.52
CG1851 (Ady43A)	Adenosine kinase	Increased by infection (De Gregorio et al., 2002)	1.54
CG7322	Xylulose reductase	Decreased by infection (De Gregorio et al., 2002)	1.54
CG7592 (Obp99b)	Odorant binding protein	Hemolymph protein, (Vierstraete et al., 2003)	2.93
CG2852	peptidyl-prolyl cis-trans isomerase	Clot protein, (Karlsson et al., 2004)	1.69
CG1982 (Sodh-1)	Sorbitol dehydrogenase	Decreased by infection, (De Gregorio et al., 2002)	1.77
CG8157	Unknown	Increased by infection, (De Gregorio et al., 2001; De Gregorio et al., 2002)	3.8
CG4306	Unknown	Hemolymph protein, released by infection, clot protein (Karlsson et al., 2004; Vierstraete et al., 2003; Vierstraete et al., 2004)	1.51
CG8160	Unknown	Clot protein (Karlsson et al., 2004)	7.74
CG5154 (Idgf5)	Chitinase	Clot protein (Karlsson et al., 2004)	1.75
CG1106 (gel)	Cytoskeletal protein	Clot protein (Karlsson et al., 2004)	1.53
CG11064 (RfaBp)	Fatty acid binding protein	Clot protein, immune responsive (Scherfer et al., 2004; Vierstraete et al., 2004)	2.67
CG14526	Nepriylsin activity	Clot protein, (Karlsson et al., 2004)	1.98
CG1548	Cathepsin D	Clot protein, immune responsive, (Karlsson et al., 2004; Vierstraete et al., 2003; Vierstraete et al., 2004)	1.56
CG18730 (Amy-p)	Amylase	Clot protein, (Karlsson et al., 2004)	3.54

References

- Bernal, A. and Kimbrell, D.A. (2000) Drosophila Thor participates in host immune defense and connects a translational regulator with innate immunity. *Proc Natl Acad Sci U S A*, 97, 6019-6024.
- Boutros, M., Agaisse, H. and Perrimon, N. (2002) Sequential activation of signaling pathways during innate immune responses in Drosophila. *Dev Cell*, 3, 711-722.
- De Gregorio, E., Spellman, P.T., Rubin, G.M. and Lemaitre, B. (2001) Genome-wide analysis of the Drosophila immune response by using oligonucleotide microarrays. *Proc Natl Acad Sci U S A*, 98, 12590-12595.
- De Gregorio, E., Spellman, P.T., Tzou, P., Rubin, G.M. and Lemaitre, B. (2002) The Toll and Imd pathways are the major regulators of the immune response in Drosophila. *Embo J*, 21, 2568-2579.
- de Moraes Guedes, S., Vitorino, R., Domingues, R., Tomer, K., Correia, A.J., Amado, F. and Domingues, P. (2005) Proteomics of immune-challenged Drosophila melanogaster larvae hemolymph. *Biochem Biophys Res Commun*, 328, 106-115.
- Guedes Sde, M., Vitorino, R., Tomer, K., Domingues, M.R., Correia, A.J., Amado, F. and Domingues, P. (2003) Drosophila melanogaster larval hemolymph protein mapping. *Biochem Biophys Res Commun*, 312, 545-554.
- Kambris, Z., Brun, S., Jang, I.H., Nam, H.J., Romeo, Y., Takahashi, K., Lee, W.J., Ueda, R. and Lemaitre, B. (2006) Drosophila immunity: a large-scale in vivo RNAi screen identifies five serine proteases required for Toll activation. *Curr Biol*, 16, 808-813.
- Karlsson, C., Korayem, A.M., Scherfer, C., Loseva, O., Dushay, M.S. and Theopold, U. (2004) Proteomic analysis of the Drosophila larval hemolymph clot. *J Biol Chem*, 279, 52033-52041.
- Milchanowski, A.B., Henkenius, A.L., Narayanan, M., Hartenstein, V. and Banerjee, U. (2004) Identification and characterization of genes involved in embryonic crystal cell formation during Drosophila hematopoiesis. *Genetics*, 168, 325-339.
- Scherfer, C., Karlsson, C., Loseva, O., Bidla, G., Goto, A., Havemann, J., Dushay, M.S. and Theopold, U. (2004) Isolation and characterization of hemolymph clotting factors in Drosophila melanogaster by a pullout method. *Curr Biol*, 14, 625-629.
- Vierstraete, E., Cerstiaens, A., Baggerman, G., Van den Bergh, G., De Loof, A. and Schoofs, L. (2003) Proteomics in Drosophila melanogaster: first 2D database of larval hemolymph proteins. *Biochem Biophys Res Commun*, 304, 831-838.
- Vierstraete, E., Verleyen, P., Baggerman, G., D'Hertog, W., Van den Bergh, G., Arckens, L., De Loof, A. and Schoofs, L. (2004) A proteomic approach for the analysis of instantly released wound and immune proteins in Drosophila melanogaster hemolymph. *Proc Natl Acad Sci U S A*, 101, 470-475.
- Vodovar, N., Vinals, M., Liehl, P., Basset, A., Degrouard, J., Spellman, P., Boccard, F. and Lemaitre, B. (2005) Drosophila host defense after oral infection by an entomopathogenic Pseudomonas species. *Proc Natl Acad Sci U S A*, 102, 11414-11419.

Table 3. Full list of genes enriched 1.5 fold in the WT/*srp* microarray comparison.

<u>EST</u>	<u>CG number</u>	<u>Gene</u>	<u>Fold</u>	<u>Function</u>
GH04080	CG5779	black cells	30.1	monophenol monooxygenase
RE41741	CG31783	ninaD	18.9	scavenger receptor
GH07976	CG8193		13.78	monophenol monooxygenase
GH20281	CG4120	Cyp12c1	12.2	cytochrome
RE17477	CG7390	smp-30	9.35	unknown
RE61589	CG17109		8.25	aminoacylase
SD10415	CG6698	NtR	7.5	ion channel
RE20374	CG6733		7.6	aminoacylase
RH39220	CG7390	smp-30	7.6	<i>Repeat</i>
RE23041	CG8160		7.74	unknown
RH51491	CG9511		6.5	unknown
SD09866	CG2952	Dox-A3	5.94	monophenol monooxygenase
GH14572	CG11395		5.8	unknown
GH03691	CG13279	Cyt-b5-r	5.8	cytochrome
AT15352	CG8100		5.67	oxygen transporter
GH05059	CG33103	Ppn	5.24	extracellular matrix
GH05754	CG10142	Ance-5	5.32	peptidyl-dipeptidase
HL07915	CG8501		6.12	unknown
AT17667	CG15177		4.71	calmodulin binding
LD28132	CG4500		4.44	long-chain-fatty-acid-CoA ligase
AT18611	CG30148		4.48	glucosidase
RE27042	CG6736	ILP4	4.32	insulin like peptide
LP02841	CG9989		4.46	unknown
RE39992	CG9964	Cyp309a1	4.31	cytochrome
HL01082	CG6953	fat-spondin	4.1	serine type endopeptidase inhibitor
RE57663	CG7272		4	unknown
RH25462	CG31775		4	unknown
SD02276	CG7144		3.86	saccharopine dehydrogenase
RE36666	CG1092		4	unknown
RE38252	CG31775		3.93	<i>Repeat</i>
LP07813	CG8502		3.96	cuticle protein
HL01082	CG6953	fat-spondin	4	<i>Repeat</i>
RE57663	CG7272		4	<i>Repeat</i>
RH25462	CG31775		4	<i>Repeat</i>
SD02276	CG7144		3.86	<i>Repeat</i>
RE36666	CG1092		4	<i>Repeat</i>
RE38252	CG31775		3.93	<i>Repeat</i>
LP07813	CG8502		3.96	<i>Repeat</i>
LP03565	CG31775		3.8	<i>Repeat</i>
GH04232	CG5397		3.86	acyltransferase
RE40129	CG17524	GstE3	3.64	glutathione transferase
HL02811	CG1092		3.75	<i>Repeat</i>
AT09807	CG17110		3.79	aminoacylase
RE27042	CG6736	llp4	3.67	<i>Repeat</i>
GH01984	CG8782	Oat	3.51	ornithine aminotransferase

GH10266	CG18730	Amy-p	3.54	amylase,
RE08605	CG11124	sPLA2	3.54	phospholipase
RE29678	CG14572		3.5	unknown
RH45971	CG16876		3.31	unknown
LD04267	CG10240	Cyp6a22	3.45	cytochrome
GH05558	CG10248	Cyp6a8	3.38	cytochrome
RE07473	CG8157		3.8	unknown
SD07475	CG4139	Karl	3.55	unknown
SD10674	CG32158		3.35	adenylate cyclase
RE33721	CG16876		3.21	<i>Repeat</i>
GH18946	CG12002	Pxn	3.32	extracellular matrix
AT13609	CG17005		3.45	unknown
RE40816	CG31337		3.3	unknown
LP09580	CG9092	Gal	3.3	beta galactosidase
LP08165	CG32697	Meg2	3.15	tyrosine phosphatase
RE12569	CG10924		3.1	phosphoenolpyruvate carboxykinase
RE54324	CG8196	Ance-4	3.31	peptidyl-dipeptidase
RE66124	CG31300		3.25	unknown
HL07928	CG14523		3.04	metalloendopeptidase,
GH06606	CG14768		3.1	unknown
AT09365	CG32158		3	<i>Repeat</i>
GH01616	CG3481	Adh	3.53	alcohol dehydrogenase
LP08348	CG4139	Karl	3.58	<i>Repeat</i>
AT13581	CG17330	jhamt	3.23	juvenile hormone acid methyltransferase
RE71324	CG14528		3	metalloendopeptidase,
RH38644	CG11797	Obp56a	2.93	odorant binding protein
SD01663	CG9280	Glit	2.95	extracellular matrix
LD44791	CG3767	Jhl-26	2.88	unknown
RE46170	CG11797	Obp56a	2.8	<i>Repeat</i>
AT17959	CG15128		3.12	unknown
LP06572	CG7592	Obp99b	2.93	odorant binding protein
RE64786	CG10621		2.69	selenocysteine methyltransferase
LP11313	CG4381	GstD3	2.8	glutathione transferase
GH04104	CG17977		2.72	unknown
LD44491	CG10391	Cyp310a1	2.7	cytochrome
LP06655	CG4650		2.78	serine type peptidase
GM02002	CG17941	ds	2.58	protocadherin
RH34107	CG3999		2.55	glycine dehydrogenase
AT19440	CG8234		2.52	glucose transporter
GH22765	CG8960		2.65	unknown
LP11945	CG11064	RfaBp	2.67	Dehydrololichyl diphosphate synthase
RH02566	CG31313		2.55	cysteine protease inhibitor
LP03341	CG30035		2.5	glucose transporter
RH74240	CG31084		2.59	unknown
LD12611	CG33099		2.56	giberellin 20 oxidase
GH18004	CG11064	RfaBp	2.42	<i>Repeat</i>
GH23891	CG9780		2.5	unknown
RH43577	CG31313		2.46	<i>Repeat</i>
GH26796	CG11466	Cyp9f2	2.54	cytochrome

RE67583	CG33126	NLaz	2.46	Apolipoprotein D precursor
HL01428	CG4145	Cg25C	2.47	extracellular matrix
SD17927	CG7857		2.42	unknown
SD27960	CG1718		2.44	ABC transporter
RE36278	CG18111	Obp99a	2.4	odorant binding protein
LD33453	CG1031	α-Est1	2.41	carboxylesterase
GH01304	CG3380	Oatp58Dc	2.38	anion transporter
RH04286	CG30035		2.38	<i>Repeat</i>
RE57452	CG2560		2.42	cuticle protein
GH02222	CG8586		2.24	serine type peptidase
LP10895	CG3505		2.28	serine type peptidase
SD07234	CG12002	Pxn	2.42	<i>Repeat</i>
LD33804	CG1812		2.31	actin binding
RH53041	CG30035		2.33	<i>Repeat</i>
RE70889	CG11512	GstD4	2.32	glutathione transferase
LP04569	CG4734		2.29	unknown
LD37702	CG6199		2.3	procollagen-lysine 5-dioxygenase
GH10694	CG5621		2.3	glutamate gated ion channel
RE26342	CG5958		2.23	retinal binding
RE54280	CG7771	sim	2.24	transcription factor
GH21655	CG6331	Orct	2.12	cation transporter
RH09887	CG7584	Obp99c	2.18	odorant binding protein
GM14009	CG4501	bgm	2.22	long-chain-fatty-acid-CoA ligase
GH11223	CG33120		2.22	unknown
AT21495	CG18559	Cyp309a2	2.23	cytochrome
RH70762	CG18111	Obp99a	2.19	<i>Repeat</i>
RH61984	CG5896		2.17	serine type peptidase
RH23455	CG2065		2.23	oxidoreductase
GM13686	CG4466	Hsp27	2.15	heat shock protein
AT20211	CG10516		2.15	unknown
RE13542	CG7408		2.2	acetylgalactosamine 4 sulfatase
RE69679	CG17523	GstE2	2.22	glutathione transferase
RH04868	CG5896		2.13	<i>Repeat</i>
LD04004	CG17531	GstE7	2.22	glutathione transferase
RE59626	CG10005		2.18	unknown
GH05619	CG31150		2.17	lipid transporter
RH01692	CG6870		2.3	oxidoreductase
GH02921	CG1102		2.17	serine type peptidase
RE06354	CG17875	cyp9f3psi	2.17	cytochrome
LD11379	CG4183	Hsp26	2.15	heat shock protein
AT29766	CG8197		2.14	unknown
LP02895	CG32475	mthl8	2.18	G-protein coupled receptor
LD41905	CG12505		2.09	unknown
LD34564	CG3502		2.15	aminopeptidase
RE07893	CG7584	Obp99c	2.05	<i>Repeat</i>
HL08109	CG4600	yip2	2.03	acetyl-CoA C-acyltransferase
RE06388	CG32194		2.16	unknown
GH28017	CG4821	Tequila	2.12	serine type peptidase
SD07266	CG15009	ImpL2	2.1	unknown

LD47579	CG1395	stg	2.1	tyrosine phosphatase
GH13950	CG1112	α-Est7	2	carboxylesterase
HL08006	CG3989	ade5	2	phosphoribosylaminoimidazole carboxylase
RE04259	CG16993	in	2	protein binding
RE29544	CG18088		2.1	unknown
RE47989	CG18446		2.1	unknown
RE03018	CG13003		2.13	unknown
RE56714	CG14855		2	carbohydrate transporter
RE14575	CG2227	Gip	2	isomerase
AT17811	CG10026		2.1	retinal binding
RE12242	CG6113		2	triacylglycerol lipase
RE48339	CG4779	hgo	1.94	homogentisate 1,2-dioxygenase
LD23561	CG5854		2.1	unknown
RH01575	CG6870		2.1	<i>Repeat</i>
LD28571	CG3880		1.9	unknown
RE58687	CG5840		1.95	pyrroline-5-carboxylate reductase
RE38359	CG7663		2	cuticle protein
GH07188	CG14526		1.98	endothelin converting enzyme
LD22157	CG2060	Cyp4e2	2	cytochrome
GH03003	CG18249		1.95	receptor
GH08902	CG32444		1.99	aldose 1 epimerase
LP10725	CG9196		1.95	unknown
AT02541	CG10026		2	<i>Repeat</i>
LD15094	CG15828		1.98	apolipoprotein B
RE10280	CG12154	oc	1.99	transcription factor
HL08079	CG7399	Hn	1.94	phenylalanine hydroxylase
RE62767	CG5840		1.96	<i>Repeat</i>
HL01444	CG16882		1.95	unknown
RE36442	CG9360		1.94	Dehydrogenase/reductase
LD44305	CG8223		1.92	unknown
GH09241	CG6126		1.93	carbohydrate transporter
AT22836	CG31055		1.93	unknown
GH24077	CG7529		1.94	carboxylesterase
RE67917	CG10467		1.94	aldose 1 epimerase
RE36442	CG9360		1.92	<i>Repeat</i>
RE57443	CG6449	ninA	1.94	adhesion protein
GH14316	CG7966		1.92	Selenium-binding protein
LD40495	CG5384		1.9	ubiquitin protease
LD26105	CG10591		1.87	unknown
RE03989	CG6830		1.95	unknown
LP03218	CG11406		1.92	triacylglycerol lipase
GH13461	CG9364	Treh	1.91	trehalase
SD01502	CG9342		1.9	Microsomal triglyceride transfer protein
LD08638	CG16928	mre11	1.88	endonuclease
AT21585	CG3568		1.94	unknown
RE04770	CG9184		1.89	unknown
RE28849	CG6834		1.91	unknown
LD44179	CG4229		1.9	unknown
RH17287	CG9360		1.99	<i>Repeat</i>





RE52979	CG6834		1.91	<i>Repeat</i>
RH08410	CG11051	Nplp2	1.89	neuropeptide like protein
RE50726	CG7382		1.93	unknown
HL01241	CG8036		1.88	transketolase
GH18690	CG7995		1.86	glycerol kinase
GH14865	CG14021		1.86	unknown
GH07481	CG3050	Cyp6d5	1.89	cytochrome
RE54320	CG14110		1.84	unknown
RE70806	CG7449	hbs	1.87	immunoglobulin family member
SD15568	CG1829	Cyp6v1	1.91	cytochrome
SD27327	CG16880		1.86	serine type peptidase
RH69794	CG14990		1.85	serine type peptidase
LP05421	CG10764		1.87	serine type peptidase
GH12581	CG4475	Idgf2	1.8	chitinase
RH09802	CG17534	GstE9	1.83	glutathione transferase
RH29237	CG32687		1.85	transmembrane receptor protein kinase
GH21817	CG5270		1.8	unknown
SD12357	CG30187		1.9	unknown
GH16717	CG7135		1.81	unknown
RH45818	CG6378	BM-40-SPARC	1.71	extracellular matrix
LP08941	CG6891		1.79	actin binding
LD29228	CG12880		1.81	unknown
SD04011	CG7122	RhoGAP16F	1.75	GTPase activator
HL02883	CG1129		1.79	mannose-1-phosphate guanylyltransferase
LD39479	CG6875	asp	1.75	microtubule binding
GH18858	CG14629		1.71	unknown
RE02070	CG4280	crq	1.82	scavenger receptor
RE29447	CG31002		1.74	glucuronosyltransferase
RE70771	CG7249	Cyp6a16Psi	1.78	cytochrome
LD06759	CG4463	Hsp23	1.78	heat shock protein
SD13780	CG4821	Tequila	1.76	<i>Repeat</i>
RE52036	CG17117	hth	1.66	transcription factor
RE02548	CG9460		1.74	serine type endopeptidase inhibitor
GH19226	CG6385		1.69	Sarcosine dehydrogenase
LD23613	CG3510	CycB	1.76	cyclin
SD15568	CG1829	Cyp6v1	1.8	<i>Repeat</i>
RE70806	CG7449	hbs	1.73	<i>Repeat</i>
SD09524	CG9186		1.76	unknown
RE61294	CG8112		1.71	Sterol O-acyltransferase 1
SD10928	CG12013	PHGPx	1.73	peroxidase
RE18076	CG12011		1.73	unknown
LP05865	CG5656		1.71	alkaline phosphatase
RE60364	CG3973		1.74	GAS2-like protein 1
LP12301	CG1982	Sodh-1	1.77	Sorbitol dehydrogenase
GH07453	CG4559	Idgf3	1.71	chitinase
RE64430	CG5814	CycB3	1.72	cyclin
GH12410	CG5154	Idgf5	1.75	chitinase
RH68724	CG32695		1.82	unknown
RE50843	CG2852		1.69	peptidyl-prolyl cis-trans isomerase

GH06693	CG9547		1.69	glutaryl-CoA dehydrogenase
AT01837	CG31795	ia2	1.72	tyrosine phosphatase
LD37787	CG9441	Pu	1.75	GTP cyclohydrolase
RE14803	CG17045	yellow-e3	1.73	unknown
RE32110	CG6738		1.78	metallopeptidase
GH02773	CG3200	Reg-2	1.68	rhythmically expressed gene
RE24825	CG1121	α-Est8	1.75	carboxylesterase
RE01946	CG10073		1.74	unknown
RH63796	CG3246		1.64	unknown
RE21725	CG11680	mle	1.69	helicase
GH15894	CG2736		1.71	scavenger receptor
SD07907	CG30046		1.74	serine peptidase inhibitor
RE55084	CG14029	vri	1.72	transcription factor
GM06581	CG12389	Fpps	1.72	acyltransferase
CK00536	CG33115		1.7	wnt binding
LD18634	CG13906	nerfin-1	1.72	transcription factor
RE46882	CG6934		1.79	unknown
GM04010	CG4145	Cg25C	1.79	<i>Repeat</i>
RE29477	CG7005	Esp	1.65	sulfate transporter
LD41231	CG11451		1.72	unknown
LD21785	CG5295		1.69	phospholipase
GH22460	CG10833	Cyp28d1	1.71	cytochrome
RE27241	CG6965	mthl5	1.69	G-protein coupled receptor
RE29005	CG14029	vri	1.7	Repeat
RE59557	CG15736	Chrac-16	1.71	Chromatin accessibility complex protein
LP02734	CG13388	Akap200	1.69	protein kinase A binding
RE64050	CG14856		1.72	carbohydrate transporter
SD03187	CG8222	Pvr	1.7	Vegf receptor
GH07626	CG3523		1.66	Fatty acid synthase
RE22593	CG7231		1.71	unknown
RH02901	CG3246		1.62	<i>Repeat</i>
RE18426	CG11086		1.68	Gadd45
SD17036	CG4821	Tequila	1.65	<i>Repeat</i>
LP08717	CG6821	Lsp1&gamma	1.67	oxygen transporter
AT19280	CG31160		1.65	transcription factor
LD14127	CG18600		1.68	unknown
GH11385	CG8913	irc	1.66	peroxidase
GH05218	CG9629		1.68	aldehyde dehydrogenase
SD03066	CG13868		1.66	unknown
RE49494	CG1129		1.67	<i>Repeat</i>
LD27718	CG10120	Men	1.65	malic enzyme
GH23407	CG33115		1.61	<i>Repeat</i>
LD26833	CG7725	rogdi	1.68	unknown
RE66796	CG13183		1.67	unknown
LD46862	CG7099		1.68	transcription factor
LD42037	CG8420		1.6	unknown
RE26721	CG15695		1.68	unknown
SD07027	CG4822		1.67	ion channel
SD08865	CG8776		1.64	carbon monoxide oxygenase

RE15818	CG15717		1.6	unknown
RE52884	CG12389	Fpps	1.64	Repeat
RE17418	CG4147	Hsc70-3	1.62	heat shock protein
RE20610	CG15717		1.6	Repeat
AT14673	CG2112		1.69	unknown
RE47547	CG31431		1.63	FGF type receptor
GH13458	CG7021	Ela	1.62	extracellular matrix
LP03989	CG3767	jhi-26	1.61	Repeat
GH22837	CG7802		1.61	unknown
RH68451	CG7607		1.66	immunoglobulin family member
LD04789	CG7372		1.67	transcription factor
LP04931	CG11335	lox	1.63	lysyl oxidase
SD08921	CG7627		1.6	transporter
GH10767	CG10374	Lsd-1	1.63	lipid storage droplet
RE38335	CG32150		1.58	unknown
AT15782	CG30183		1.61	unknown
RE73548	CG12885		1.7	unknown
RE72980	CG8696	LvpH	1.61	alpha glucosidase
GH21228	CG11325	GRHR	1.56	G-protein coupled receptor
LP04345	CG6234		1.6	unknown
LD32311	CG18783	Kr-h1	1.57	transcription factor
GM21394	CG6612	Adk3	1.64	Adenylate kinase
LD07917	CG1637		1.59	acid phosphatase
LD43740	CG31217		1.58	scavenger receptor
SD06318	CG1553		1.59	unknown
GH03720	CG5490	TI	1.63	toll receptor
RH17678	CG11680	mle	1.59	Repeat
SD07085	CG1548	cathD	1.56	cathepsin
RH48308	CG8947	26-29-p	1.59	cathepsin
LD45245	CG5961		1.57	F-box only protein 9
SD05564	CG31022	PH4&alpha;EFB	1.56	procollagen-proline 4-dioxygenase
GH23732	CG31543	Hph	1.58	peptidyl-proline 4-dioxygenase
SD08136	CG13610	Orct2	1.56	cation transporter
AT04963	CG9148	scf	1.57	DNA topoisomerase
LD09343	CG4089		1.58	unknown
LD19710	CG3352	ft	1.61	protocadherin
SD22308	CG15209		1.64	unknown
GM03781	CG31886		1.62	unknown
GH03186	CG6446	Sema-1b	1.59	semaphorin
AT16405	CG13991		1.71	serine type peptidase
SD04227	CG33957	akap450	1.55	cytoskeleton
GH03980	CG10658	Os9	1.55	unknown
SD05742	CG7144		1.56	Repeat
LD17738	CG12070	Sap-r	1.56	Sphingolipid activator
LD35474	CG5992	Adgf-A	1.55	adenosine deaminase
SD09912	CG12428		1.57	acetyltransferase
LP01188	CG12104		1.58	unknown
SD03094	CG9311		1.56	tyrosine phosphatase
GH07959	CG7227		1.57	scavenger receptor

RH61817	CG13024		1.67	unknown
AT29350	CG5103		1.57	unknown
LD46221	CG10916		1.56	unknown
RH57257	CG7322		1.54	L-xylulose reductase
AT01314	CG13203		1.55	unknown
LP05579	CG7758	ppl	1.53	Glycine cleavage system H protein
RE67967	CG13705		1.52	unknown
HL01706	CG4675	Ndae1	1.54	bicarbonate transporter
RE59303	CG31886		1.57	<i>Repeat</i>
SD02282	CG1763	nod	1.56	microtubule binding
LD16270	CG10719	brat	1.54	transcription factor
GH24669	CG12800	Cyp6d4	1.56	cytochrome
LP03649	CG10719	brat	1.55	<i>Repeat</i>
SD05646	CG5105	Plap	1.53	Phospholipase A2 activator protein
SD02833	CG5748	Hsf	1.5	transcription factor
RH07954	CG8175	Mtk	1.56	antimicrobial
GH12430	CG4829		1.53	acyltransferase
GH13982	CG8983	ERp60	1.53	Protein disulfide-isomerase
GH14155	CG4723		1.54	endothelin converting enzyme
SD16537	CG8002	rictor	1.54	actin regulator
LD24387	CG10236	LanA	1.52	Extracellular matrix
RE62247	CG12653	btd	1.55	transcription factor
LP01657	CG33126	NLaz	1.53	<i>Repeat</i>
GM14838	CG3433	Coprox	1.51	coproporphyrinogen oxidase
GH26082	CG18316		1.54	unknown
LD22570	CG4590	inx2	1.54	innexin channel
RE09661	CG13082		1.5	unknown
LD36616	CG6394	GalNAc-T2	1.51	polypeptide N-acetylgalactosaminyltransferase
GM01838	CG7748	OstStt3	1.52	oligosaccharyl transferase
GH12548	CG11236		1.54	protein kinase
SD04152	CG1070	Alh	1.51	transcription factor
RH63089	CG1787	Hexo2	1.5	Hexosaminidase
GH15081	CG9467		1.54	glyceraldehyde 3 phosphate dehydrogenase
RE46166	CG8795		1.54	G-protein coupled receptor
SD05389	CG4746	mab-2	1.53	unknown
AT31672	CG33340		1.59	unknown
RE69176	CG12350	λTry	1.54	serine type peptidase
LD37855	CG4978	Mcm7	1.51	DNA helicase
GM02629	CG1851	Ady43A	1.54	adenosine kinase
RE52007	CG10923	Klp67A	1.54	microtubule motor
SD07495	CG1106	Gel	1.53	actin binding
HL08053	CG8846	Thor	1.52	transcription factor
LD18090	CG12051	Act42A	1.51	cytoskeleton
SD10603	CG31689		1.55	transporter
RE37079	CG6705	tsl	1.52	torso bindgin
GH02581	CG18104	arg	1.5	arginase
RH47707	CG6705	tsl	1.52	<i>Repeat</i>
GH03305	CG6287		1.5	D-3-phosphoglycerate dehydrogenase
LD29172	CG11905		1.5	unknown

RE26329	CG3069	Taf10b	1.5	transcription factor
LD35174	CG4293		1.5	arginase
LP01481	CG3327	E23	1.5	transporter
SD08787	CG10578	DnaJ-1	1.56	heat shock protein
RH25118	CG9148	scf	1.5	<i>Repeat</i>
LP03571	CG13397		1.5	alpha-N-acetylglucosaminidase
LD34202	CG1448	inx3	1.5	innexin channel
RE30433	CG4306		1.5	serine type peptidase
RE17417	CG9372		1.52	serine type peptidase
GH09006	CG9279		1.5	microtubule motor
LD24677	CG5522		1.5	guanyl-nucleotide exchange factor
GM01519	CG9248		1.52	phospholipase
GH09240	CG7870		1.5	Dolichyl-phosphate beta-glucosyltransferase
RE02772	CG11500		1.5	signal peptidase

	known hemocyte genes
	known crystal cell genes
	immune responsive or lymph protein
	mutant with hemocyte defects