

Supplemental Data

Monozygotic twins reveal germ-line contribution to allelic expression differences

Vivian G. Cheung^{*1,2,3}, Alan Bruzel¹, Joshua T. Burdick⁴, Michael Morley²,
James L. Devlin^{3,5}, Richard S. Spielman^{*3}

Table S1. 163 SNPs with significant evidence of differential allelic expression

Gene Name	Accession No.	SNP ID	Chrom	# of heterozygotes ¹	Mean a(a+b)	SD a(a+b)	SE ² units	Maximum a(a+b)	Minimum a(a+b)
B3GTL	NM_194318	rs912603	13	8	0.916	0.06	21.39	0.99	0.82
CST9	NM_001008693	rs726217	20	6	0.811	0.14	5.64	0.89	0.54
LOC401898	NM_001013691	rs185926	19	9	0.701	0.12	4.98	0.82	0.46
SYNGR1	NM_004711	rs1010169	22	13	0.697	0.22	3.24	1.00	0.34
LY75	NM_002349	rs1397706	2	5	0.691	0.04	9.93	0.76	0.66
CD44	NM_000610	rs1467558	11	10	0.681	0.04	14.31	0.74	0.62
FABP2	NM_000134	rs907205	4	9	0.67	0.09	5.54	0.81	0.52
PRPF18	NM_003675	rs1135102	10	11	0.67	0.13	4.51	0.98	0.51
DNAH8	NM_001371	rs874808	6	5	0.662	0.16	2.22	0.80	0.47
ZFP64	NM_018197	rs3746414	20	7	0.658	0.07	6.15	0.76	0.55
FBXL17	NM_022824	rs1865015	5	5	0.658	0.15	2.39	0.81	0.48
ITGA4	NM_000885	rs1047307	2	16	0.646	0.04	14.24	0.75	0.60
FLJ43763	NM_001039892	rs1418707	6	6	0.645	0.04	8.26	0.71	0.59
PEL1	NM_020651	rs10496105	2	7	0.644	0.02	17.32	0.67	0.60
CCT5	NM_012073	rs2578639	5	12	0.639	0.07	7.30	0.74	0.52
MLL5	NM_018682	rs2240455	7	6	0.637	0.10	3.26	0.77	0.50
BMF	NM_001003940	rs10518679	15	5	0.637	0.02	13.92	0.67	0.61
LDLR	NM_000527	rs688	19	7	0.623	0.05	6.26	0.69	0.54
SGPL1	NM_003901	rs865832	10	11	0.622	0.05	8.26	0.69	0.54
EPB41	NM_004437	rs553253	1	13	0.62	0.02	27.04	0.65	0.60
DNAJC18	NM_152686	rs11477	5	10	0.615	0.02	15.81	0.67	0.59
TBC1D2B	NM_015079	rs10519181	15	9	0.607	0.04	8.03	0.64	0.51
C14orf150	NM_080666	rs10498511	14	5	0.606	0.06	4.16	0.67	0.54
CHD1L	NM_004284	rs6537	1	17	0.603	0.13	3.32	0.83	0.40
NTSDC3	NM_016575	rs9142	12	14	0.601	0.03	12.19	0.64	0.53
DEADC1	NM_182503	rs1138410	6	10	0.6	0.11	2.80	0.81	0.46
PCDHGB4	NM_003736	rs1363448	5	15	0.595	0.18	2.10	0.95	0.38
CD86	NM_006889	rs1129055	3	15	0.592	0.04	8.48	0.68	0.54
CACNA2D4	NM_001005737	rs1044825	12	12	0.59	0.11	2.76	0.78	0.42
ZNF644	NM_016620	rs1188952	1	7	0.586	0.04	6.15	0.63	0.53
ZNF512	NM_032434	rs1881396	2	11	0.584	0.02	11.61	0.62	0.55
LOC93349	NM_138402	rs7559665	2	14	0.583	0.03	12.42	0.62	0.53
VEZT	NM_017599	rs4468424	12	11	0.582	0.04	7.35	0.66	0.53
PPP1R12B	NM_002481	rs2137435	1	7	0.57	0.06	3.14	0.65	0.50
MAPK9	NM_002752	rs9605	5	16	0.569	0.02	16.24	0.60	0.54
GTF3C4	NM_012204	rs462791	9	14	0.569	0.01	32.27	0.58	0.55
C9orf84	NM_173521	rs1407390	9	11	0.568	0.09	2.40	0.73	0.43
LOC388335	NM_001004313	rs435382	17	16	0.564	0.05	5.12	0.66	0.48
GPR55	NM_005683	rs1992188	2	13	0.561	0.09	2.50	0.66	0.41
DIP13B	NM_018171	rs9143	12	11	0.56	0.05	3.90	0.65	0.47
HECA	NM_016217	rs7745259	6	10	0.559	0.05	3.97	0.63	0.48
STAM2	NM_005843	rs10497094	2	7	0.559	0.02	9.18	0.59	0.53
PARP11	NM_020367	rs758799	12	6	0.557	0.02	9.31	0.58	0.54
TOMM7	NM_019059	rs1054471	7	19	0.556	0.05	5.31	0.64	0.49
ZNF398	NM_020781	rs1044358	7	18	0.556	0.06	3.71	0.72	0.44
HLA-DRA	NM_019111	rs1041885	6	6	0.554	0.06	2.07	0.61	0.44
CUL3	NM_003590	rs3768898	2	8	0.553	0.06	2.50	0.66	0.46
IRF8	NM_002163	rs10514611	16	8	0.551	0.02	6.56	0.58	0.51
C7orf36	NM_020192	rs6947660	7	11	0.55	0.02	7.54	0.59	0.52
SPATA5L1	NM_024063	rs1153849	15	16	0.55	0.02	10.00	0.58	0.50
HLA-B	NM_005514	rs2770	6	16	0.549	0.06	3.16	0.65	0.45
CD80	NM_005191	rs1599796	3	11	0.549	0.01	11.61	0.58	0.53
PHCA	NM_018367	rs3740767	11	11	0.543	0.04	3.32	0.61	0.45
C20orf55	NM_001042353	rs2282051	20	5	0.542	0.03	3.03	0.57	0.49
ANKRD28	NM_015199	rs2470549	3	14	0.541	0.06	2.74	0.64	0.45
NAV2	NM_145117	rs2028570	11	9	0.541	0.05	2.32	0.65	0.45
APOBEC2	NM_006789	rs2076472	6	10	0.54	0.05	2.69	0.66	0.48
BIRC3	NM_001165	rs3460	11	6	0.538	0.03	3.58	0.58	0.51
COX4NB	NM_006067	rs8587	16	18	0.536	0.03	4.93	0.60	0.49
ZNF192	NM_006298	rs9295759	6	11	0.535	0.02	6.45	0.57	0.51
IFRD1	NM_001007245	rs7817	7	11	0.534	0.04	3.22	0.59	0.45
RRN3	NM_018427	rs3751877	16	6	0.533	0.02	4.75	0.55	0.51
ZNF313	NM_018683	rs6067282	20	18	0.53	0.03	5.09	0.57	0.48
CD80	NM_005191	rs1599795	3	11	0.529	0.02	5.34	0.55	0.48
RERE	NM_001042681	rs1058790	1	15	0.526	0.01	10.07	0.54	0.51
PPIL1	NM_016059	rs2071823	6	13	0.525	0.02	4.74	0.55	0.49
PLEKHA3	NM_019091	rs3820979	2	14	0.524	0.03	3.10	0.58	0.48
GALNT10	NM_017540	rs3172941	5	15	0.524	0.04	2.51	0.58	0.46
ZCCHC10	NM_017665	rs3087646	5	18	0.523	0.02	6.10	0.56	0.50
KIAA0494	NM_014774	rs1048380	1	8	0.523	0.02	2.96	0.56	0.50
PTBP2	NM_021190	rs273885	1	14	0.522	0.04	2.17	0.58	0.44
ZNF134	NM_003435	rs2885007	19	5	0.521	0.01	3.61	0.54	0.51
C1orf26	NM_017673	rs10489579	1	7	0.52	0.02	2.94	0.55	0.50
DRCTN1A	NM_032581	rs10488277	7	12	0.517	0.02	3.93	0.54	0.50
EPM2AIP1	NM_014805	rs9311149	3	14	0.515	0.02	3.74	0.54	0.49
LMNB1	NM_005573	rs1051644	5	16	0.512	0.01	4.00	0.53	0.49
PB1	NM_018165	rs3755806	3	13	0.511	0.01	2.83	0.53	0.49
DCP2	NM_152624	rs4778	5	15	0.507	0.01	2.46	0.53	0.48
APC	NM_000038	rs465899	5	13	0.485	0.02	-3.18	0.51	0.46
KIAA0286	NM_015257	rs10506351	12	6	0.484	0.01	-3.27	0.49	0.47
WDR45L	NM_019613	rs9271	17	11	0.482	0.01	-4.59	0.51	0.46
FAS	NM_000043	rs1051070	10	7	0.481	0.01	-3.87	0.50	0.47
EXOC8	NM_175876	rs10489609	1	11	0.481	0.02	-3.50	0.51	0.46
FLJ10213	NM_018029	rs2231928	3	11	0.479	0.02	-3.87	0.52	0.45
GALNT10	NM_017540	rs10796	5	12	0.479	0.03	-2.80	0.52	0.43

C20orf35	NM_033542	rs2664543	20	11	0.478	0.04	-2.03	0.56	0.43
EML4	NM_019063	rs6716767	2	12	0.476	0.02	-3.46	0.52	0.42
ZNF398	NM_020781	rs917124	7	16	0.472	0.04	-2.87	0.55	0.41
PTPN22	NM_015967	rs3811021	1	12	0.472	0.03	-3.34	0.53	0.43
IRF8	NM_002163	rs1568391	16	14	0.472	0.02	-5.51	0.52	0.45
JMY	NM_152405	rs10514159	5	12	0.472	0.05	-2.02	0.56	0.41
NT5DC3	NM_016575	rs751448	12	13	0.471	0.02	-4.36	0.52	0.42
NEK9	NM_033116	rs175449	14	14	0.469	0.02	-4.83	0.51	0.42
KLF12	NM_007249	rs1998574	13	17	0.465	0.07	-2.12	0.60	0.34
SMC2	NM_001042550	rs7872034	9	18	0.461	0.03	-5.01	0.53	0.41
KLHL5	NM_001007075	rs3733275	4	12	0.461	0.04	-3.56	0.55	0.42
KIAA1799	NM_032437	rs2273367	1	9	0.459	0.05	-2.32	0.54	0.38
LOC388335	NM_001004313	rs440655	17	16	0.457	0.06	-3.02	0.54	0.33
FBXW8	NM_012174	rs4529958	12	7	0.456	0.01	-8.95	0.47	0.43
FAM29A	NM_017645	rs10511671	9	7	0.456	0.02	-5.82	0.49	0.43
RP11-19J3.3	NM_001012267	rs9299405	9	15	0.454	0.08	-2.12	0.57	0.27
VAPB	NM_004738	rs7400	20	5	0.454	0.05	-2.29	0.52	0.40
SELI	NM_033505	rs3820937	2	5	0.454	0.01	-8.57	0.47	0.44
PGM2L1	NM_173582	rs596976	11	12	0.452	0.04	-4.75	0.52	0.38
NBN	NM_001024688	rs9995	8	8	0.451	0.03	-5.33	0.49	0.42
C13orf1	NM_020456	rs1063183	13	8	0.449	0.05	-3.14	0.53	0.37
SSR3	NM_007107	rs3773714	3	7	0.448	0.02	-8.09	0.47	0.43
ATF6	NM_007348	rs2070151	1	5	0.447	0.06	-2.08	0.54	0.39
FYCO1	NM_024513	rs1994491	3	6	0.446	0.01	-13.23	0.45	0.43
NR1I2	NM_003889	rs10511395	3	7	0.443	0.06	-2.65	0.54	0.36
EPB41L4A	NM_022140	rs7703522	5	12	0.442	0.08	-2.54	0.60	0.33
DIDO1	NM_033081	rs3746765	20	13	0.442	0.03	-6.54	0.49	0.39
CDC20	NM_001255	rs839763	1	15	0.441	0.04	-6.18	0.51	0.38
ZNF605	NM_183238	rs10357	12	12	0.44	0.08	-2.66	0.64	0.38
RIOK2	NM_018343	rs160632	5	15	0.438	0.02	-11.43	0.46	0.38
USP37	NM_020935	rs3755042	2	17	0.437	0.01	-19.98	0.45	0.41
FLJ20309	NM_017759	rs1062344	2	13	0.437	0.02	-15.14	0.47	0.42
TEC	NM_003215	rs1008277	4	13	0.436	0.02	-12.82	0.48	0.41
TFB1M	NM_016020	rs324356	6	17	0.435	0.03	-9.93	0.47	0.39
GALK2	NM_001001556	rs2078024	15	16	0.432	0.05	-6.04	0.52	0.36
DRCTNNB1A	NM_032581	rs1583511	7	14	0.432	0.02	-11.06	0.47	0.38
DRCTNNB1A	NM_032581	rs4607514	7	14	0.431	0.01	-19.86	0.44	0.41
C10orf89	NM_153336	rs3736583	10	9	0.431	0.03	-7.67	0.46	0.39
CUL3	NM_003590	rs10498160	2	8	0.431	0.06	-3.25	0.54	0.35
HIP1	NM_005338	rs1167829	7	8	0.43	0.10	-2.08	0.59	0.30
TMEM106B	NM_018374	rs10488193	7	13	0.43	0.03	-10.10	0.49	0.39
PSCDBP	NM_004288	rs267992	2	9	0.429	0.03	-7.61	0.47	0.38
CHERP	NM_006387	rs17029	19	15	0.429	0.01	-21.15	0.45	0.41
CKS2	NM_001827	rs14867	9	5	0.429	0.04	-3.87	0.46	0.37
KIAA1797	NM_017794	rs10511687	9	14	0.428	0.11	-2.57	0.56	0.16
UBE2J1	NM_016021	rs10502	6	14	0.426	0.01	-23.07	0.45	0.41
LOC63920	NM_022090	rs10515808	5	9	0.422	0.01	-21.27	0.44	0.40
ANGEL1	NM_015305	rs1076584	14	6	0.421	0.03	-6.91	0.45	0.38
KIAA1799	NM_032437	rs6657480	1	9	0.417	0.08	-3.28	0.58	0.34
ALKBH3	NM_139178	rs2292889	11	8	0.415	0.03	-9.62	0.45	0.38
GAB2	NM_012296	rs1385600	11	7	0.415	0.04	-6.08	0.47	0.37
KLF12	NM_007249	rs9318219	13	15	0.411	0.05	-6.89	0.50	0.30
NRCAM	NM_001037132	rs449077	7	5	0.411	0.08	-2.46	0.47	0.29
ADI1	NM_018269	rs1130333	2	10	0.41	0.10	-2.87	0.54	0.21
KIAA1328	NM_020776	rs2017027	18	5	0.407	0.03	-6.30	0.45	0.37
MKI67	NM_002417	rs1894410	10	6	0.407	0.02	-14.24	0.43	0.38
FAM29A	NM_017645	rs10511670	9	7	0.402	0.02	-12.96	0.43	0.38
AKAP6	NM_004274	rs4261436	14	8	0.401	0.14	-1.97	0.60	0.18
LOXL2	NM_002318	rs7834641	8	8	0.394	0.11	-2.70	0.53	0.19
SLC9A3R1	NM_004252	rs7420	17	17	0.393	0.02	-20.05	0.43	0.35
KIAA1967	NM_021174	rs3736147	8	18	0.39	0.02	-24.56	0.43	0.34
MGC4266	NM_032680	rs10491974	12	8	0.389	0.14	-2.24	0.62	0.23
C6orf151	NM_152551	rs1044761	6	8	0.388	0.03	-9.32	0.46	0.35
DNAJC6	NM_014787	rs10493377	1	19	0.386	0.12	-4.14	0.71	0.25
REPS1	NM_031922	rs1044418	6	6	0.386	0.04	-7.76	0.44	0.35
CUL3	NM_003590	rs3768899	2	8	0.38	0.06	-6.17	0.45	0.29
CD244	NM_016382	rs3766377	1	13	0.377	0.09	-5.04	0.49	0.19
TECTA	NM_005422	rs10502247	11	5	0.363	0.13	-2.32	0.50	0.18
CC2D1B	NM_032449	rs7513934	1	16	0.361	0.05	-11.83	0.43	0.24
DNM3	NM_015569	rs4916255	1	5	0.344	0.07	-4.78	0.46	0.27
OVGP1	NM_002557	rs7825	1	10	0.337	0.12	-4.23	0.61	0.13
QRSL1	NM_018292	rs1026619	6	10	0.327	0.02	-23.79	0.36	0.30
MS4A7	NM_021201	rs950802	11	15	0.324	0.13	-5.28	0.47	0.09
DDX20	NM_007204	rs197414	1	5	0.297	0.03	-16.81	0.33	0.25
NEK10	NM_152534	rs10510592	3	6	0.262	0.18	-3.33	0.55	0.10
NAT10	NM_024662	rs8187	11	8	0.234	0.05	-16.01	0.33	0.19
CYYR1	NM_052954	rs966410	21	12	0.228	0.16	-5.82	0.61	0.03
SERPINB2	NM_002575	rs6102	18	6	0.215	0.06	-11.83	0.30	0.14
TGFA	NM_003236	rs503314	2	5	0.138	0.13	-6.27	0.34	0.00

1. # of heterozygotes = one member of each twin pair + unrelated individuals who are heterozygous at the SNP

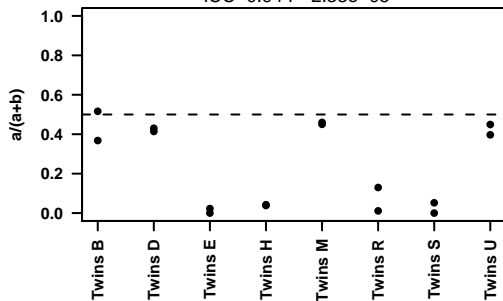
2. SE = standard error of the mean

Twin Pair	Sample ID	Sample ID
A	GM14381	GM14382
B	GM14405	GM14406
C	GM14408	GM14409
D	GM14414	GM14417
E	GM14432	GM14433
F	GM14447	GM14448
G	GM14452	GM14453
H	GM14467	GM14468
I	GM14478	GM14479
J	GM14506	GM14507
K	GM14520	GM14521
L	GM14568	GM14569
M	GM14581	GM14582
N	HB02069	HB02070
O	HI0335	HI0336
P	HI0355	HI0356
Q	HI0364	HI0366
R	HI0379	HI0380
S	HI0385	HI0608
T	HI0505	HI0506
U	HI0671	HI0672

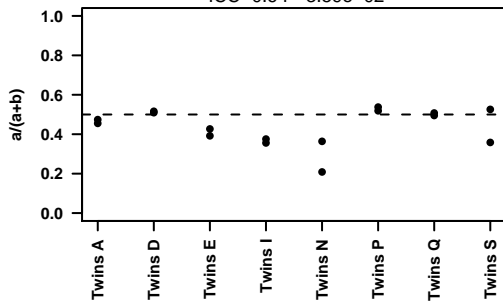
Note – 12 pairs (A-F and H-M) were grown and harvested in one batch, and 9 pairs (pair G and pairs N-U) were grown and harvested in a second batch.

Figure S1. Allelic expression ratios in heterozygous MZ twin pairs for 63 SNPs with $P < 0.05$ for ICC.

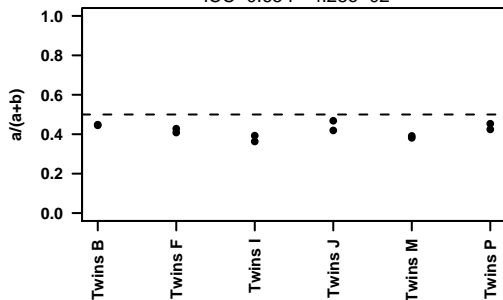
rs10498027 in ABCA12
ICC=0.94 P=2.33e-05



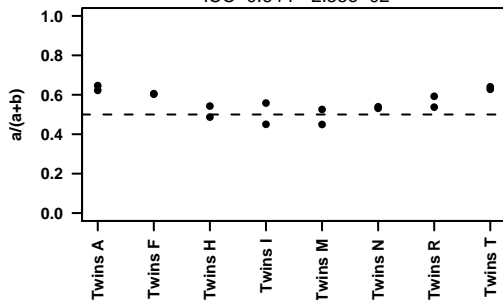
rs1130333 in ADI1
ICC=0.6 P=3.59e-02



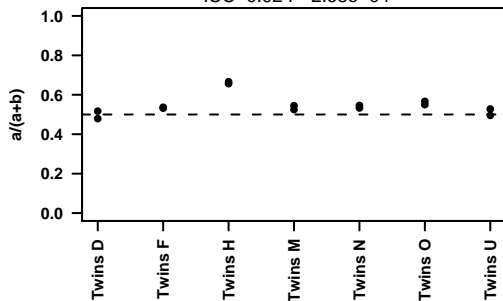
rs2292889 in ALKBH3
ICC=0.65 P=4.28e-02



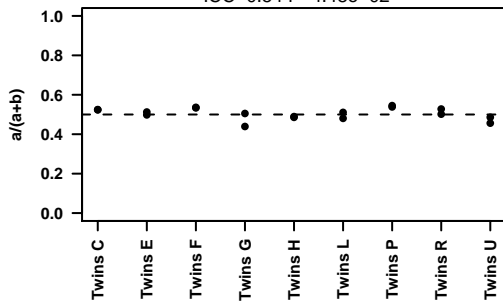
rs2470549 in ANKRD28
ICC=0.64 P=2.55e-02



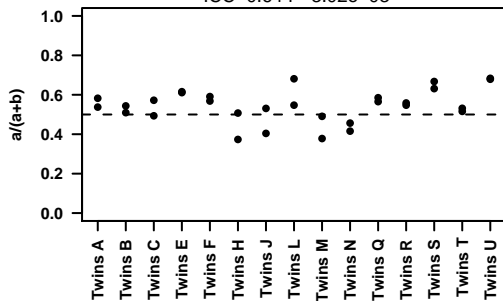
rs2076472 in APOBEC2
ICC=0.92 P=2.68e-04



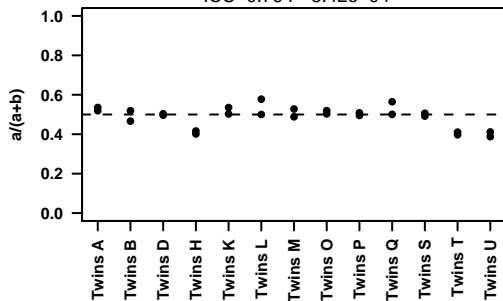
rs10491246 in ARSK
ICC=0.54 P=4.48e-02



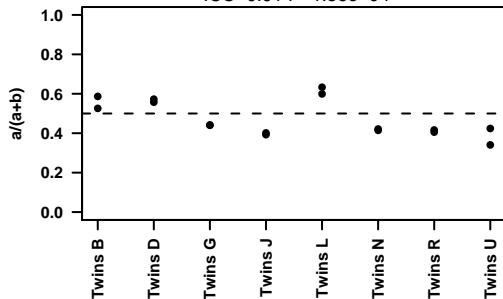
rs469783 in ARTS-1
ICC=0.64 P=3.02e-03



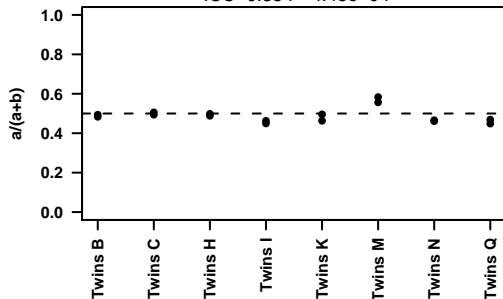
rs2836933 in BRWD1
ICC=0.76 P=5.42e-04



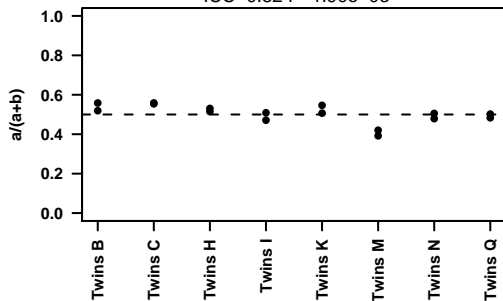
rs4131373 in C1orf174
ICC=0.91 P=1.36e-04



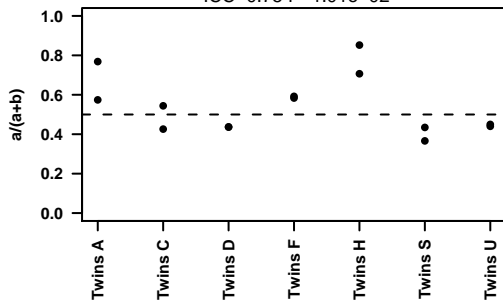
rs2664543 in C20orf35
ICC=0.88 P=4.45e-04



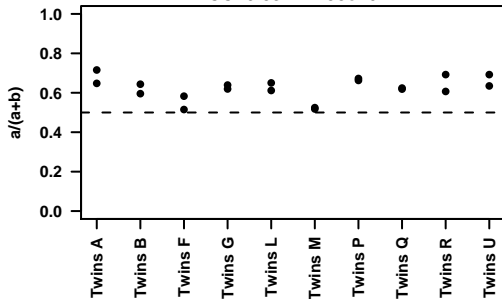
rs707576 in C20orf35
ICC=0.82 P=1.90e-03



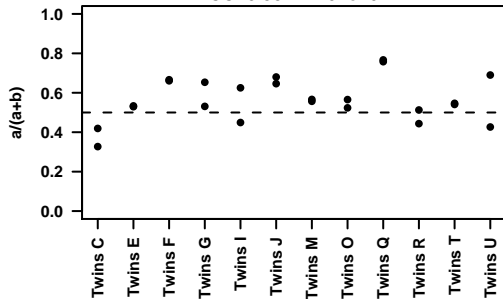
rs10512411 in C9orf84
ICC=0.75 P=1.01e-02



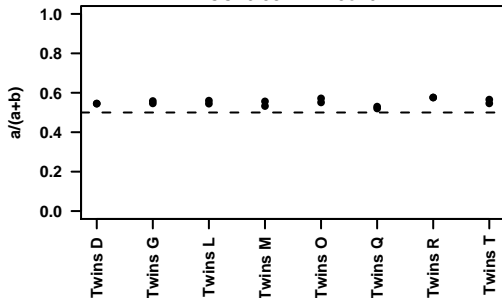
rs2578639 in CCT5
ICC=0.63 P=1.55e-02



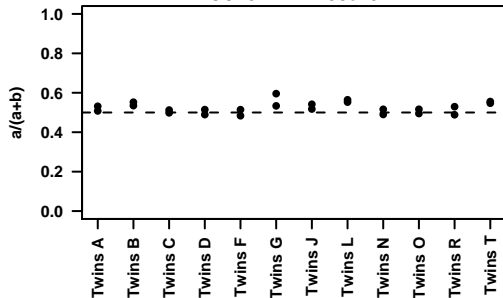
rs485618 in CD244
ICC=0.56 P=2.04e-02



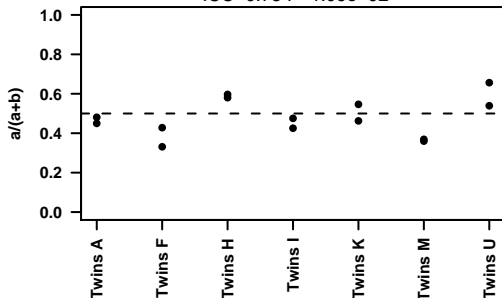
rs1599796 in CD80
ICC=0.58 P=4.25e-02



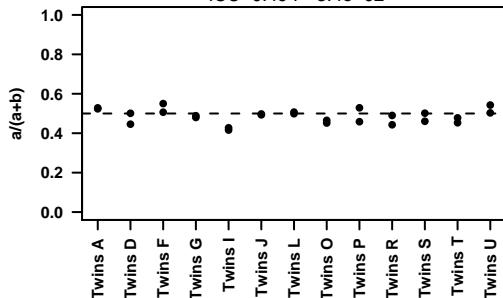
rs8587 in COX4NB
ICC=0.47 P=4.56e-02



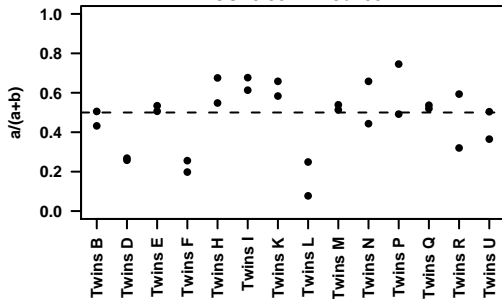
rs7703522 in EPB41L4A
ICC=0.75 P=1.09e-02



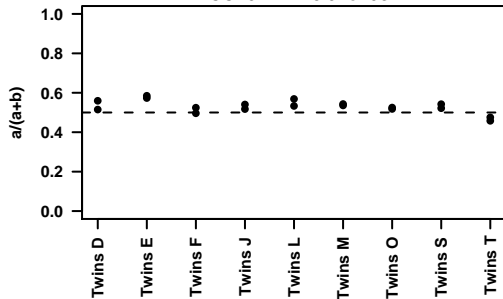
rs10518716 in FLJ11506
ICC=0.49 P=3.4e-02



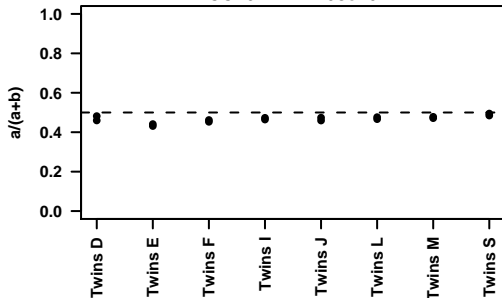
rs379707 in FYB
ICC=0.66 P=2.8e-03



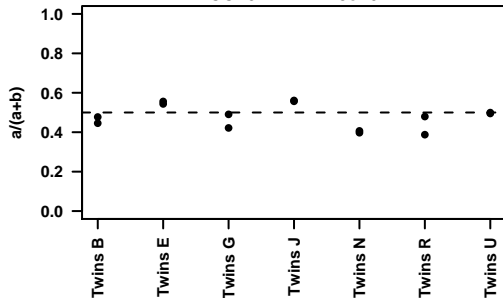
rs3172941 in GALNT10
ICC=0.72 P=6.97e-03



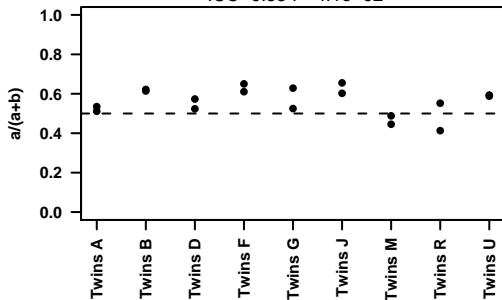
rs10796 in GALNT10
ICC=0.72 P=1.08e-02



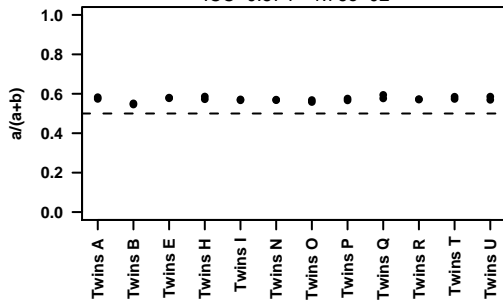
rs707739 in GCNT1
ICC=0.74 P=1.26e-02



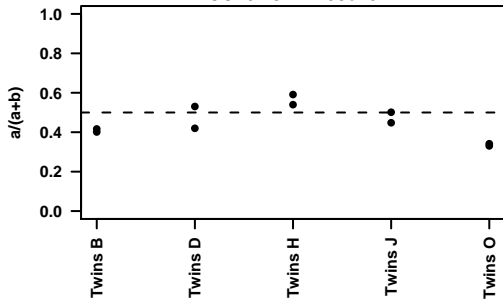
rs1992188 in GPR55
ICC=0.55 P=4.1e-02



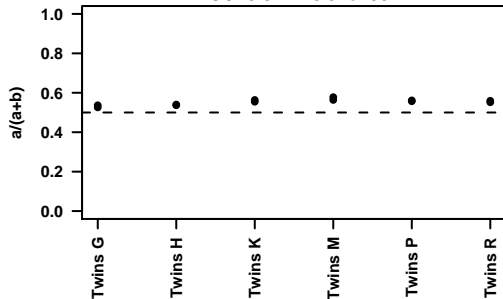
rs462791 in GTF3C4
ICC=0.57 P=1.76e-02



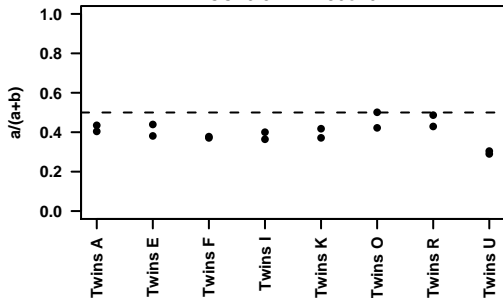
rs1167829 in HIP1
ICC=0.78 P=2.08e-02



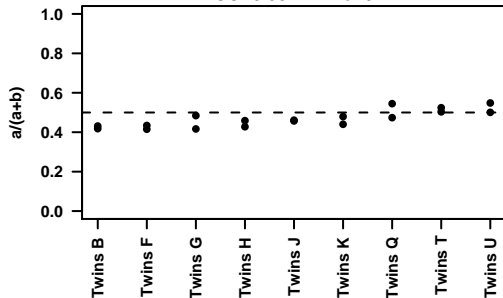
rs10514611 in IRF8
ICC=0.82 P=6.57e-03



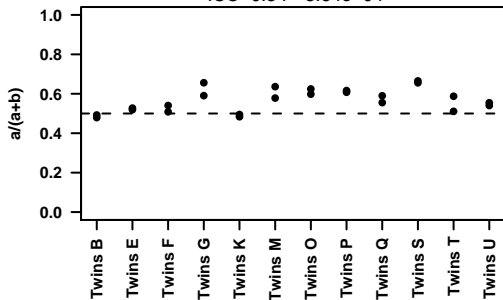
rs9318219 in KLF12
ICC=0.67 P=1.89e-02



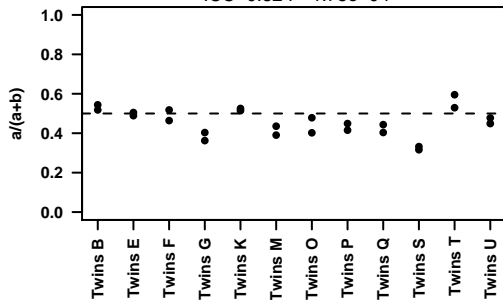
rs3733275 in KLHL5
ICC=0.55 P=4.1e-02



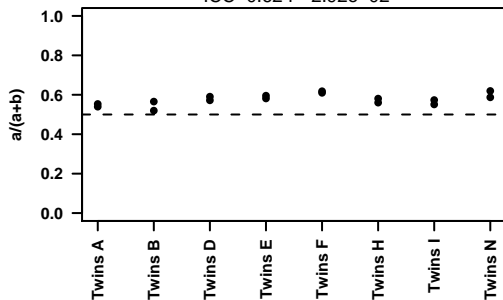
rs435382 in LOC388335
ICC=0.8 P=3.64e-04



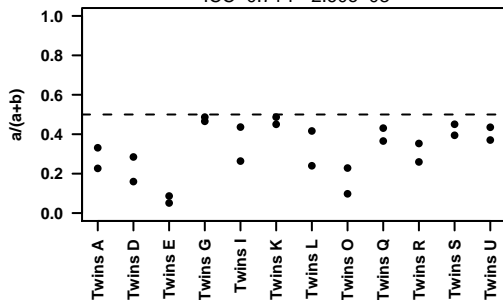
rs440655 in LOC388335
ICC=0.82 P=1.75e-04



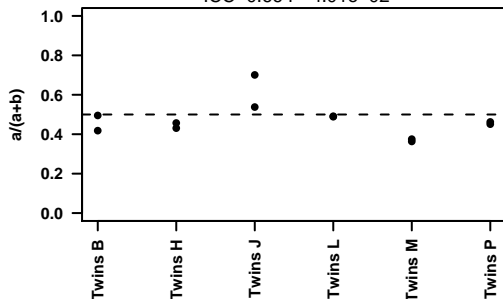
rs7559665 in LOC93349
ICC=0.62 P=2.92e-02



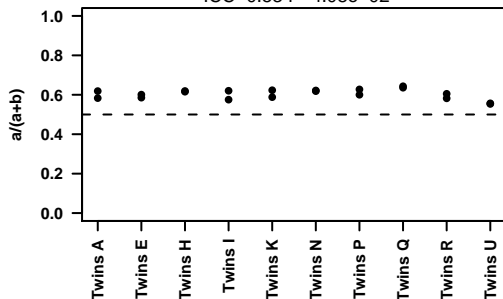
rs950802 in MS4A7
ICC=0.71 P=2.60e-03



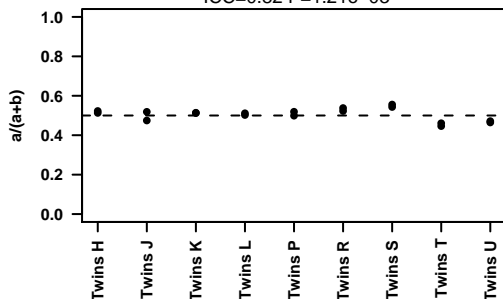
rs10511395 in NR112
ICC=0.66 P=4.01e-02



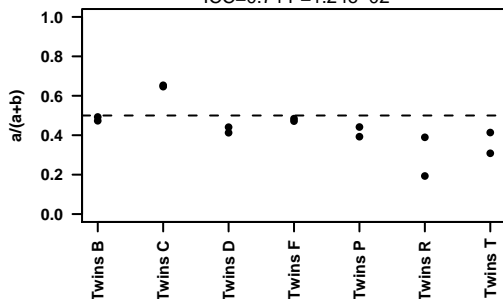
rs9142 in NT5DC3
ICC=0.53 P=4.08e-02



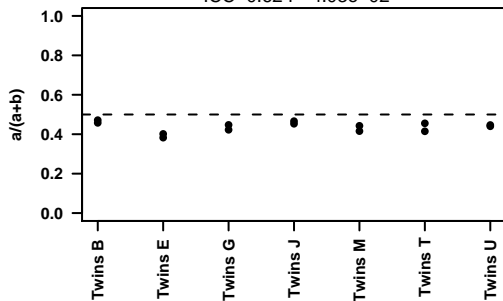
rs7946 in PEMT
ICC=0.82 P=1.21e-03



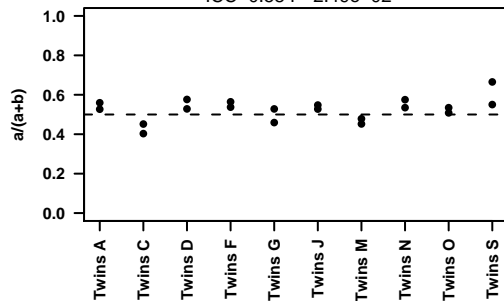
rs2302650 in PRKD3
ICC=0.74 P=1.24e-02



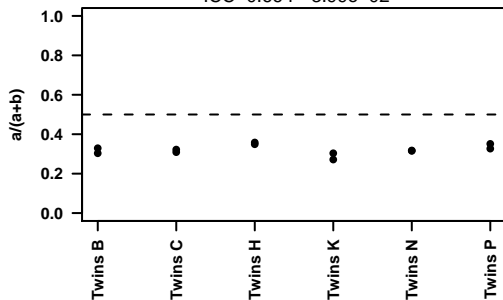
rs267992 in PSCDBP
ICC=0.62 P=4.03e-02



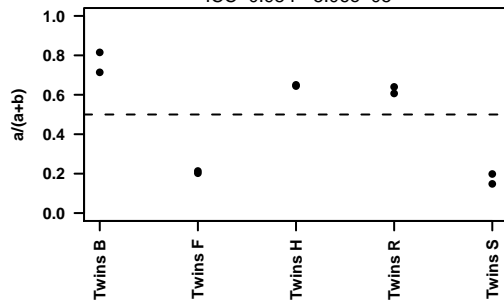
rs1134090 in PTPLAD2
ICC=0.58 P=2.49e-02



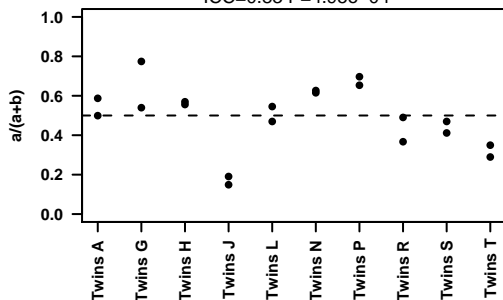
rs1026619 in QRSL1
ICC=0.66 P=3.99e-02



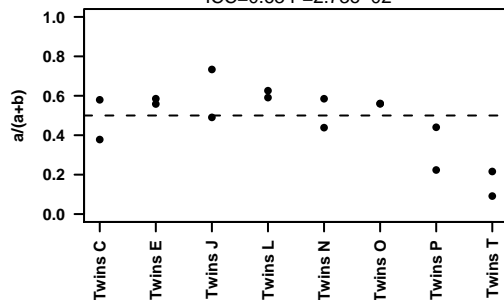
rs1065548 in RAB31
ICC=0.98 P=5.06e-05



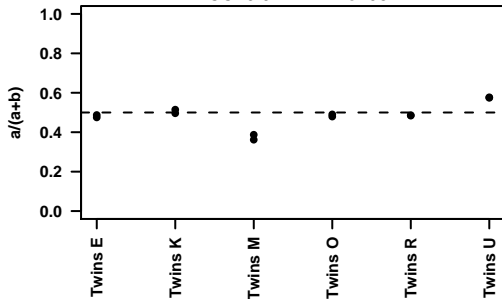
rs1064125 in RAB6IP2
ICC=0.83 P=4.95e-04



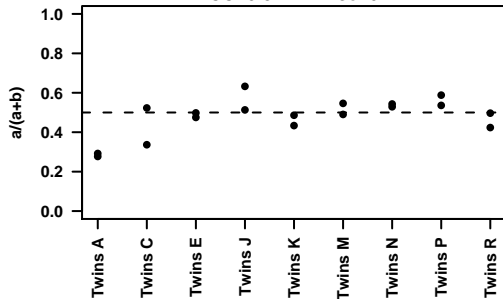
rs2470911 in RNF36
ICC=0.63 P=2.73e-02



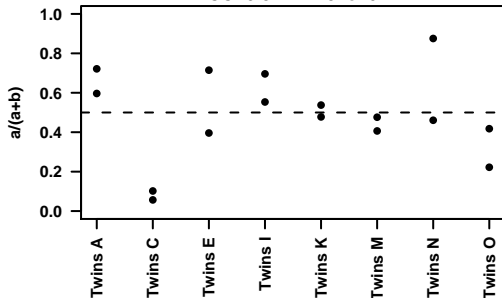
rs90999 in RPS23
ICC=0.97 P=2.17e-05



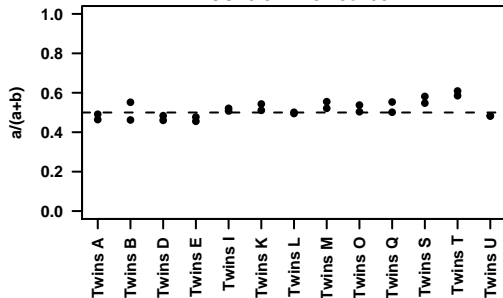
rs3829252 in SBF2
ICC=0.62 P=2.13e-02



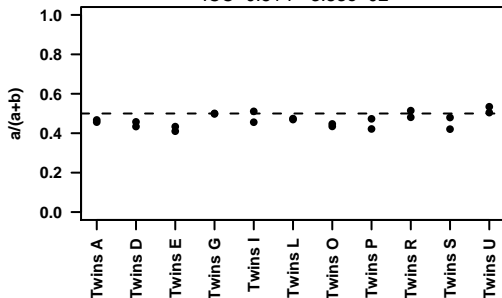
rs6413428 in SEPP1
ICC=0.57 P=4.64e-02



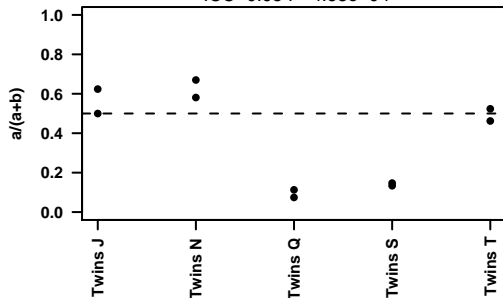
rs13874 in SLC25A26
ICC=0.61 P=8.16e-03



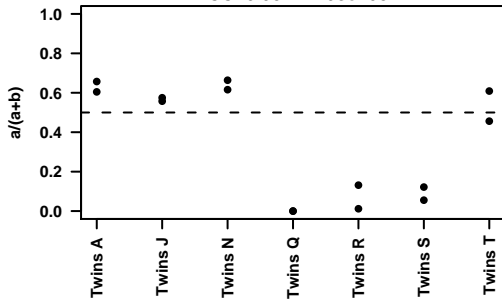
rs7872034 in SMC2
ICC=0.51 P=3.83e-02



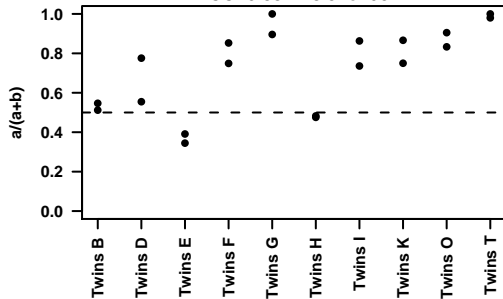
rs10509305 in STOX1
ICC=0.95 P=4.68e-04



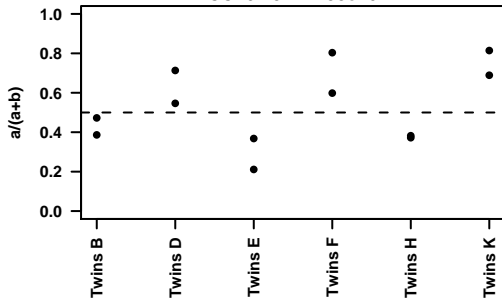
rs10509306 in STOX1
ICC=0.96 P=1.93e-05



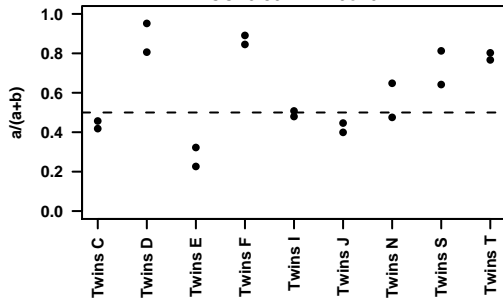
rs1010169 in SYNGR1
ICC=0.88 P=8.52e-05



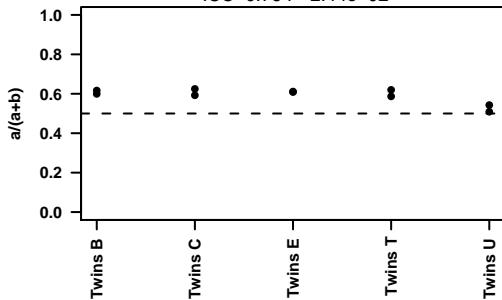
rs1010170 in SYNGR1
ICC=0.76 P=1.55e-02



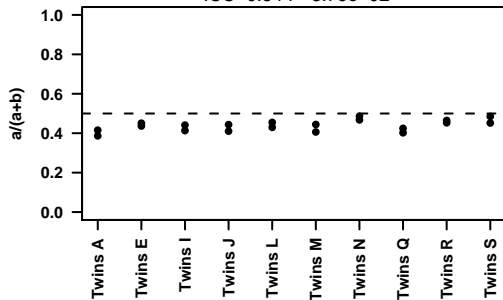
rs597480 in SYTL2
ICC=0.89 P=1.29e-04



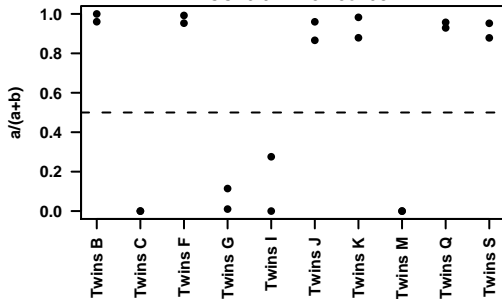
rs10519181 in TBC1D2B
ICC=0.76 P=2.44e-02



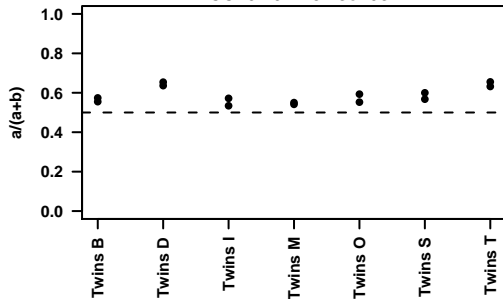
rs10488193 in TMEM106B
ICC=0.54 P=3.79e-02



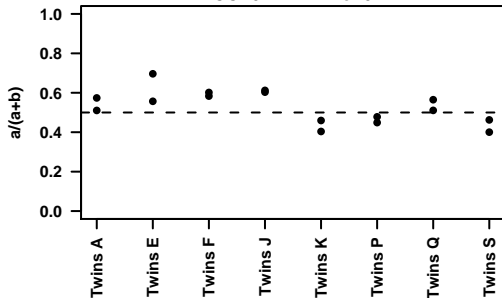
rs3890287 in USP6
ICC=0.97 P=5.76e-08



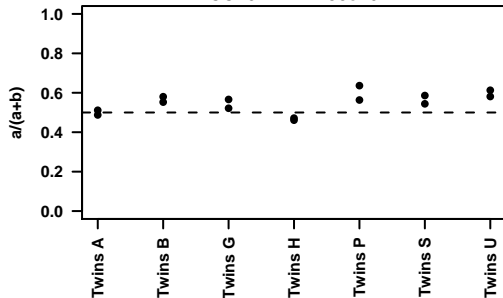
rs4468424 in VEZT
ICC=0.79 P=5.73e-03



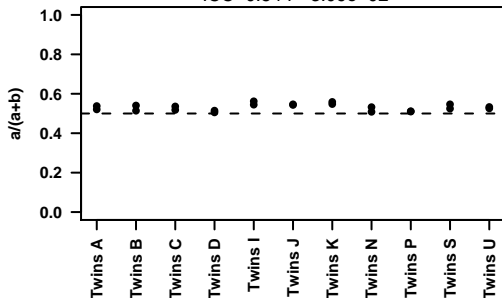
rs8210 in VLDLR
ICC=0.7 P=1.27e-02



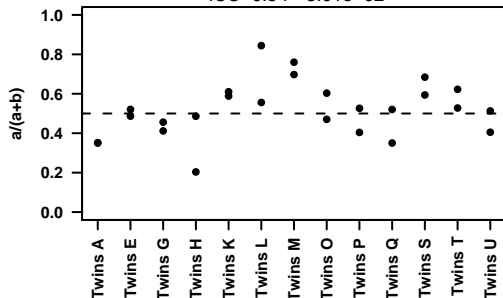
rs1800392 in WRN
ICC=0.71 P=1.66e-02



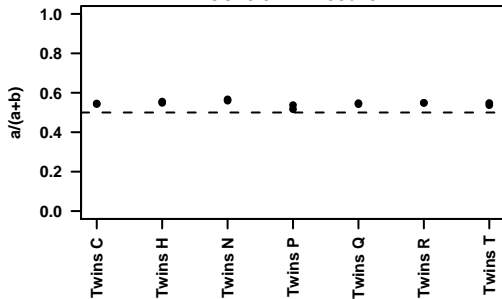
rs3087646 in ZCCHC10
ICC=0.54 P=3.09e-02



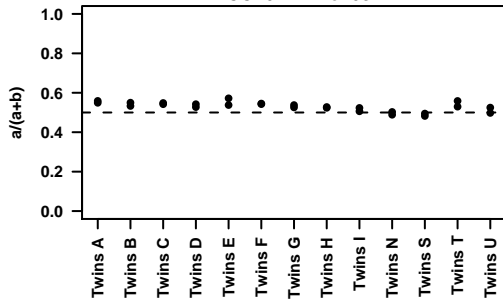
rs2229375 in ZNF135
ICC=0.5 P=3.01e-02



rs9295759 in ZNF192
ICC=0.67 P=2.58e-02



rs6067282 in ZNF313
ICC=0.7 P=2e-03



rs10357 in ZNF605
ICC=0.92 P=1.69e-05

