

NETWORK LEGEND

Gold lines indicate connectivity between the two merged networks.

An arrow pointing from A to B signifies different actions for different circumstances, as described below:

For signaling pathways:

An arrow pointing from A to B signifies that A causes B to be activated (includes any direct interaction: e.g. binding, phosphorylation, dephosphorylation, etc).

















For metabolic pathways:

An arrow pointing from A to B signifies that B is produced from A.

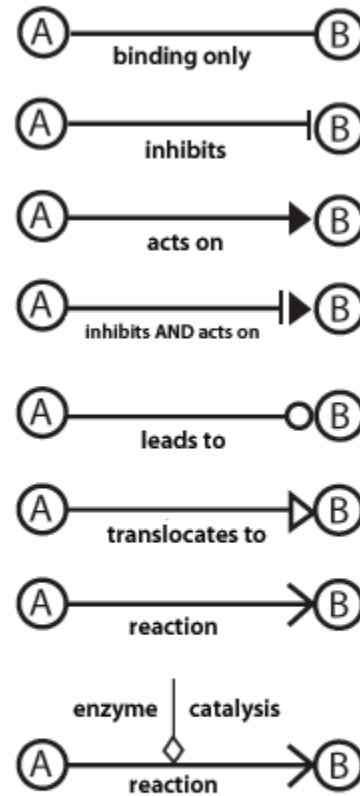
For ligands/receptors:

An arrow pointing from a ligand to a receptor signifies that the ligand binds the receptor and subsequently leads to activation of the receptor. This binding event does not necessarily directly activate the receptor; activation of the receptor could be caused by events secondary to the ligand/receptor binding event.

Network Shapes

-  Chemical or Drug
-  Cytokine
-  Enzyme
-  G-protein Coupled Receptor
-  Group or Complex
-  Growth Factor
-  Ion Channel
-  Kinase
-  Ligand-dependent Nuclear Receptor
-  Peptidase
-  Phosphatase
-  Transcription Regulator
-  Translation Regulator
-  Transmembrane Receptor
-  Transporter
-  Other

Relationships



—————
direct interaction

.....
indirect interaction

Note: "Acts on" and "inhibits" edges may also include a binding event.