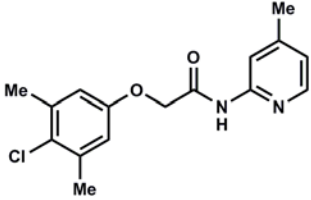
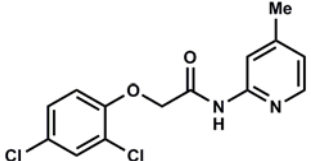
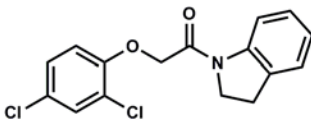
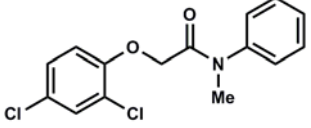
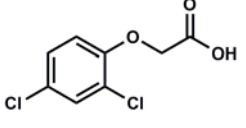
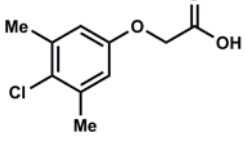
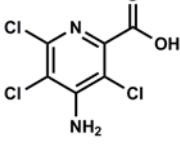
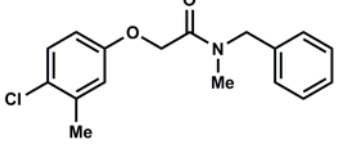
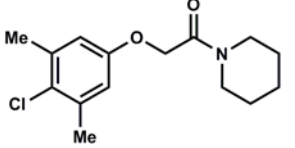


Table S2. Summary of the small molecules analyzed in this work

Structure	ID no. in Chembridge	Short name
	6027864	602
	5336619	533
	5353053	5353
	5265305	5265
		2,4-D
	5617690	602-UC
		picloram
	1683-6359*	1683
	5358476	5358