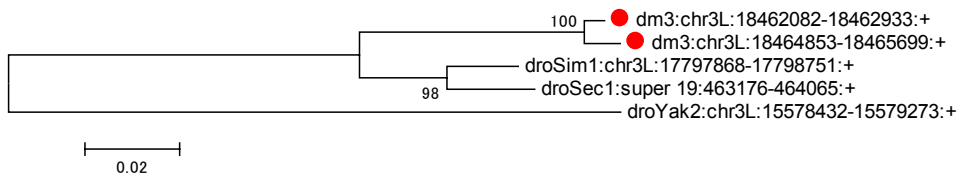


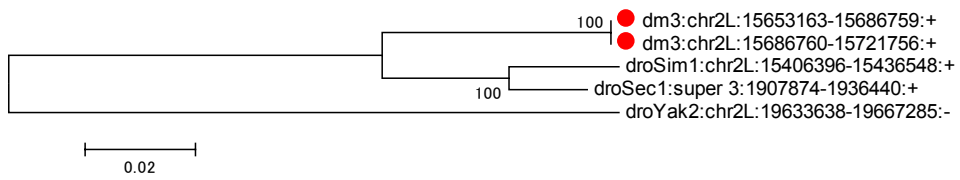
## Figure S1 — Post-speciation block 1

A) Duplication block in melanogaster subgroup (DNA sequence, Kimura's distance)



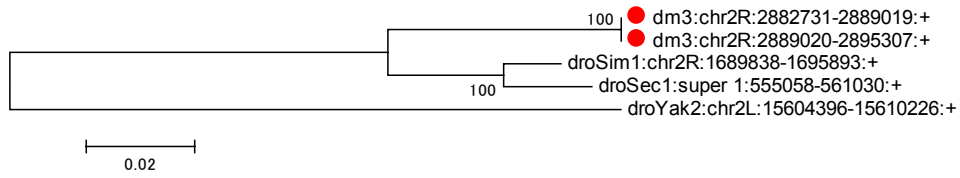
## Figure S1 — Post-speciation block 2

A) Duplication block in melanogaster subgroup (DNA sequence, Kimura's distance)



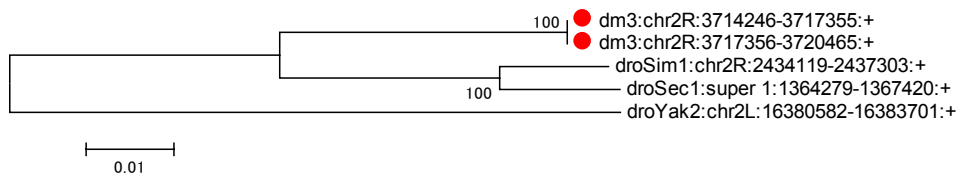
## Figure S1 — Post-speciation block 3

A) Duplication block in melanogaster subgroup (DNA sequence, Kimura's distance)



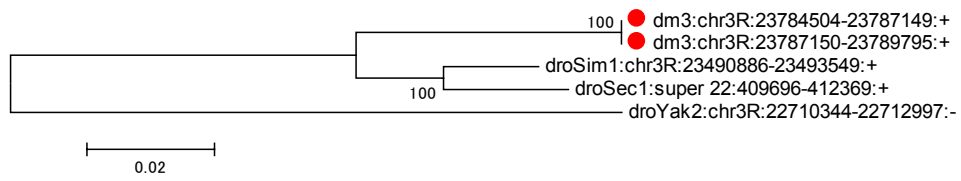
## Figure S1 — Post-speciation block 4

A) Duplication block in melanogaster subgroup (DNA sequence, Kimura's distance)



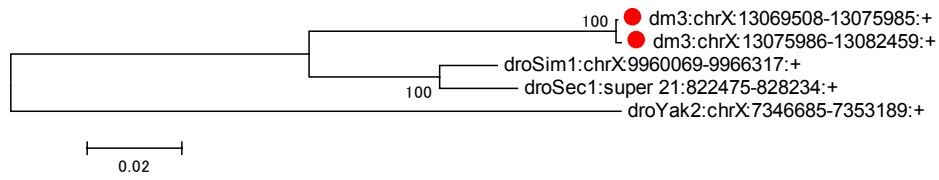
## Figure S1 — Post-speciation block 5

A) Duplication block in melanogaster subgroup (DNA sequence, Kimura's distance)



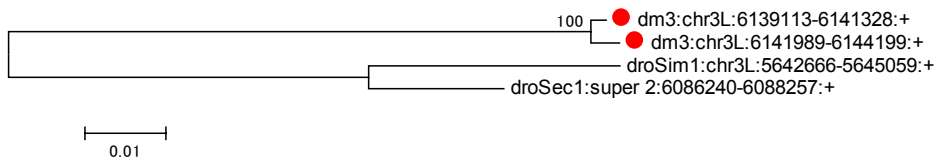
## Figure S1 — Post-speciation block 6

A) Duplication block in melanogaster subgroup (DNA sequence, Kimura's distance)



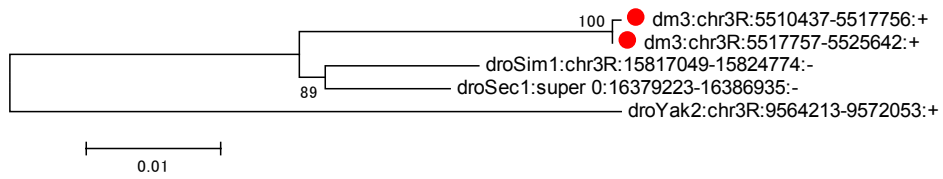
## Figure S1 — Post-speciation block 7

A) Duplication block in melanogaster subgroup (DNA sequence, Kimura's distance)



## Figure S1 — Post-speciation block 8

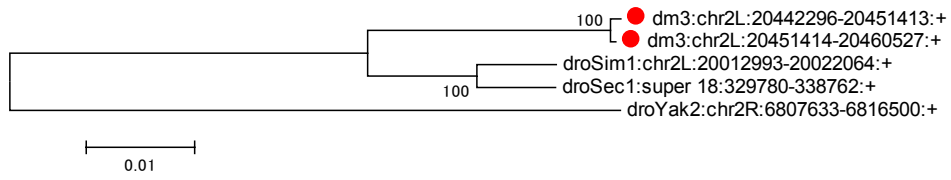
A) Duplication block in melanogaster subgroup (DNA sequence, Kimura's distance)





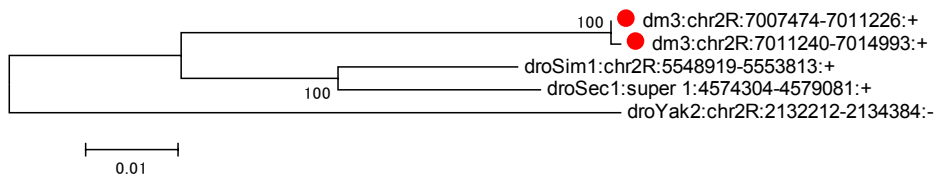
## Figure S1 — Post-speciation block 9

A) Duplication block in melanogaster subgroup (DNA sequence, Kimura's distance)



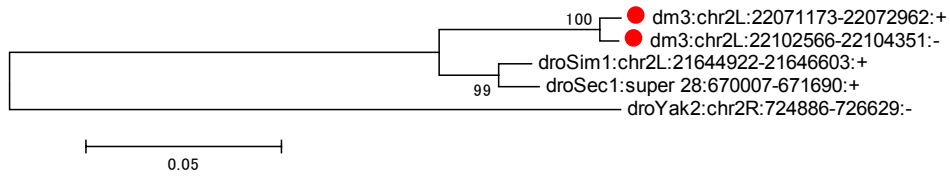
## Figure S1 — Post-speciation block 10

A) Duplication block in melanogaster subgroup (DNA sequence, Kimura's distance)



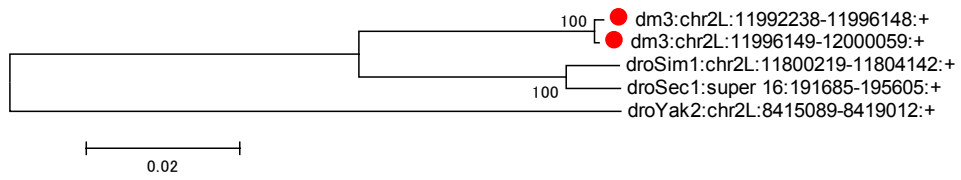
## Figure S1 — Post-speciation block 11

A) Duplication block in melanogaster subgroup (DNA sequence, Kimura's distance)



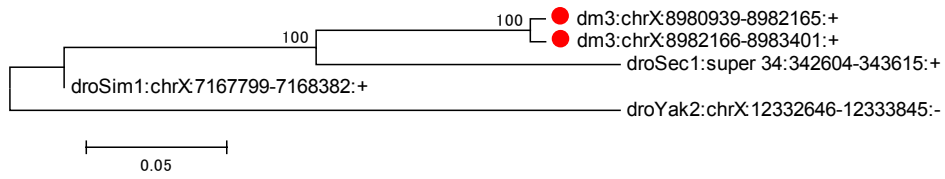
## Figure S1 — Post-speciation block 12

A) Duplication block in melanogaster subgroup (DNA sequence, Kimura's distance)




## Figure S1 — Post-speciation block 13

A) Duplication block in melanogaster subgroup (DNA sequence, Kimura's distance)



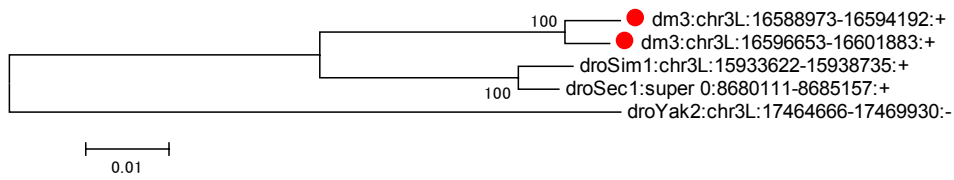
## Figure S1 — Post-speciation block 14

A) Duplication block in melanogaster subgroup (DNA sequence, Kimura's distance)



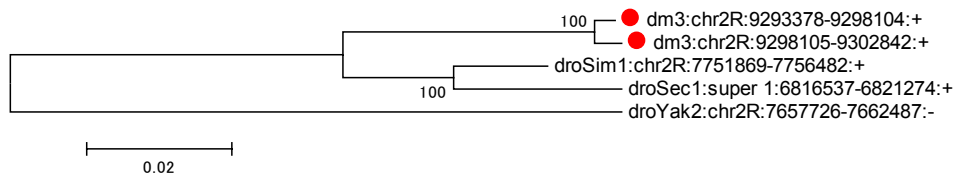
## Figure S1 — Post-speciation block 15

A) Duplication block in melanogaster subgroup (DNA sequence, Kimura's distance)



## Figure S1 — Post-speciation block 16

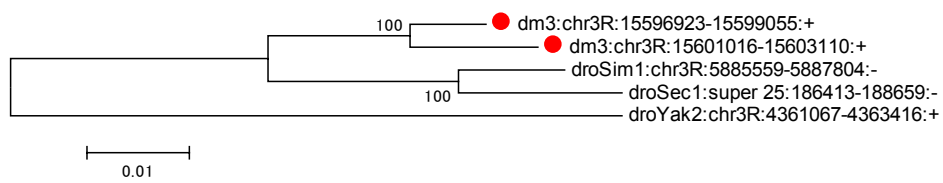
A) Duplication block in melanogaster subgroup (DNA sequence, Kimura's distance)





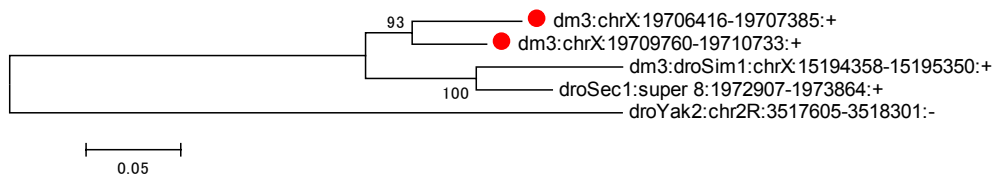
## Figure S1 — Post-speciation block 17

A) Duplication block in melanogaster subgroup (DNA sequence, Kimura's distance)



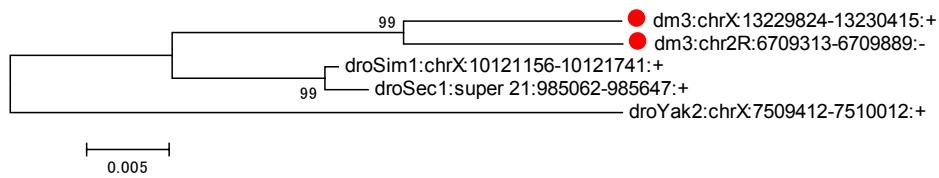
## Figure S1 — Post-speciation block 18

A) Duplication block in melanogaster subgroup (DNA sequence, Kimura's distance)



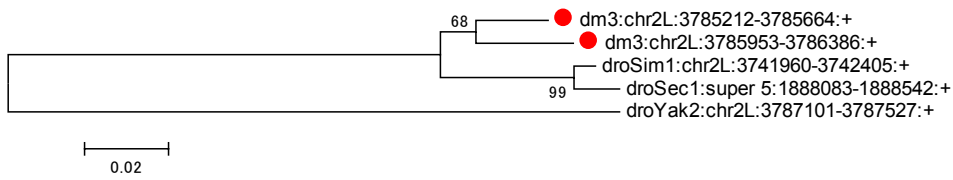
## Figure S1 — Post-speciation block 19

A) Duplication block in melanogaster subgroup (DNA sequence, Kimura's distance)



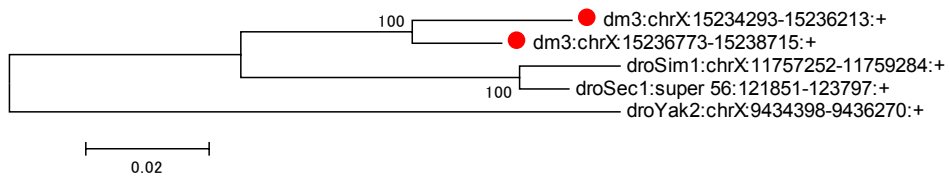
## Figure S1 — Post-speciation block 20

A) Duplication block in melanogaster subgroup (DNA sequence, Kimura's distance)



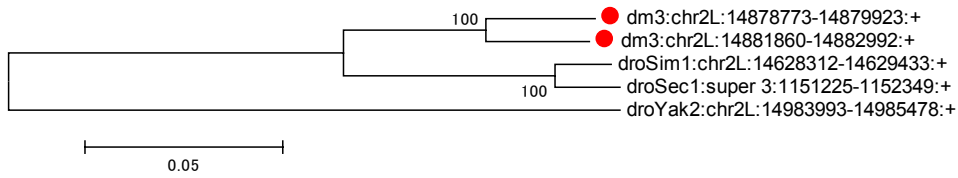
## Figure S1 — Post-speciation block 21

A) Duplication block in melanogaster subgroup (DNA sequence, Kimura's distance)



## Figure S1 — Post-speciation block 22

A) Duplication block in melanogaster subgroup (DNA sequence, Kimura's distance)



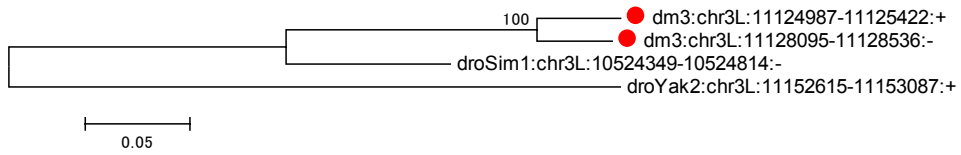
## Figure S1 — Post-speciation block 23

A) Duplication block in melanogaster subgroup (DNA sequence, Kimura's distance)



## Figure S1 — Post-speciation block 24

A) Duplication block in melanogaster subgroup (DNA sequence, Kimura's distance)





## Figure S1 — Post-speciation block 25

A) Duplication block in melanogaster subgroup (DNA sequence, Kimura's distance)

