

A Concise Stereoselective Synthesis of Preussin, 3-*epi*-Preussin, and Analogs

Myra Beaudoin Bertrand and John P. Wolfe*

Department of Chemistry, University of Michigan, 930 N. University Ave., Ann Arbor, Michigan, 48109-1055

Supporting Information (continued).

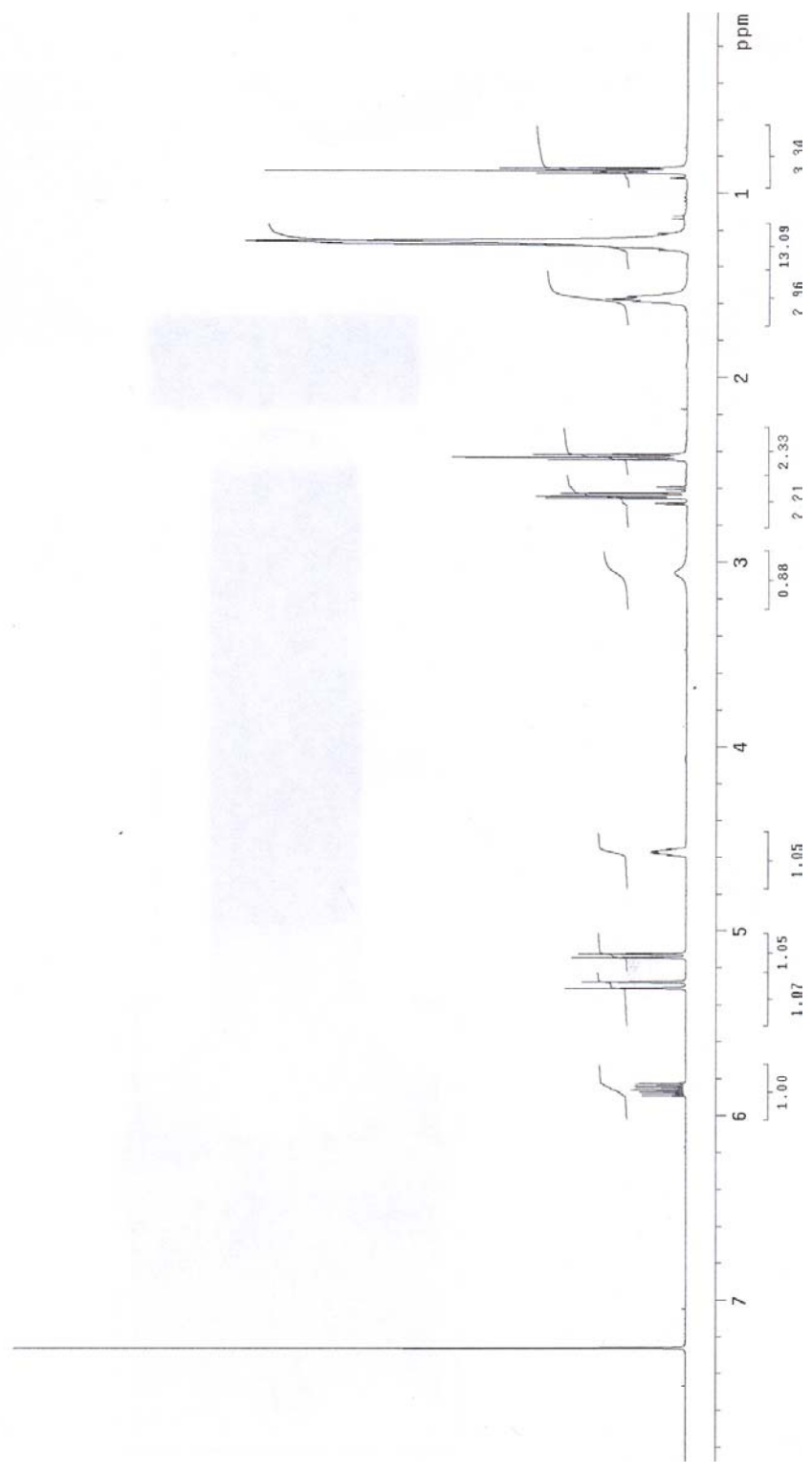
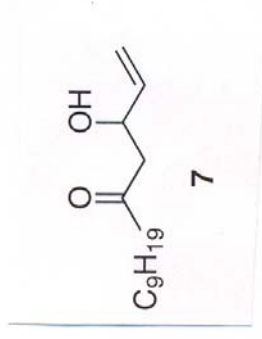
¹H and ¹³C NMR spectra for compounds in Schemes 2-4 and Tables 1-2

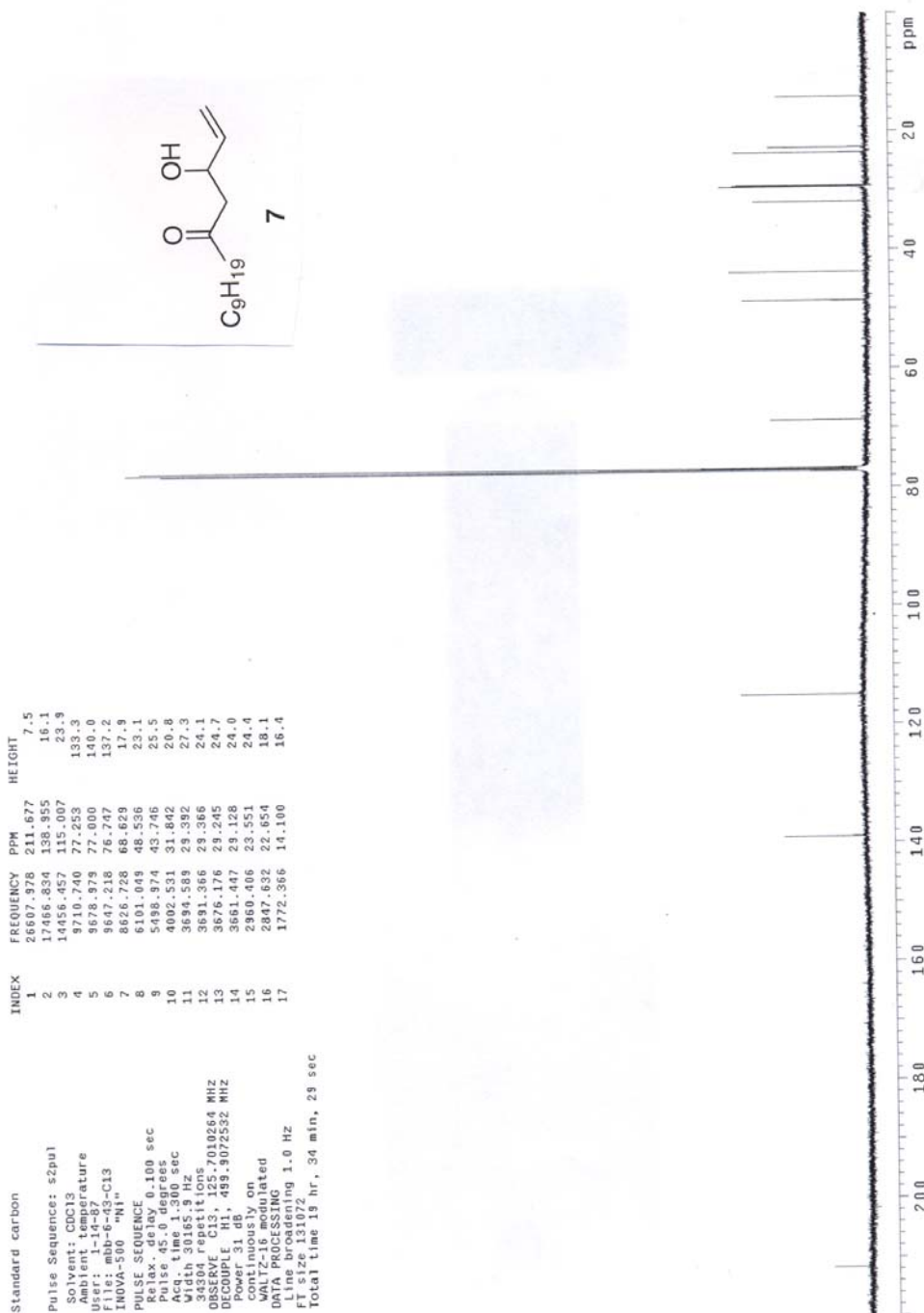
Standard proton

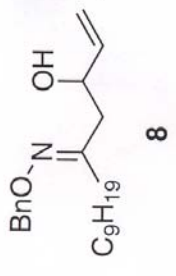
```

Pulse Sequence: s2pu1
Solvent: CDCl3
Ambient temperature
File: mbb-6-43-HMR
INOVA-500 "H1"
PULSE SEQUENCE
Relax delay 0.500 sec
Pulse 45.0 degrees
Acq. time 3.000 sec
Width 7998.4 Hz
16 repetitions
RESERVE H1, 489.9042605 MHZ
DATA PROCESSING
Line broadening 0.2 Hz
F size 65536
Total time 1 min, 3 sec

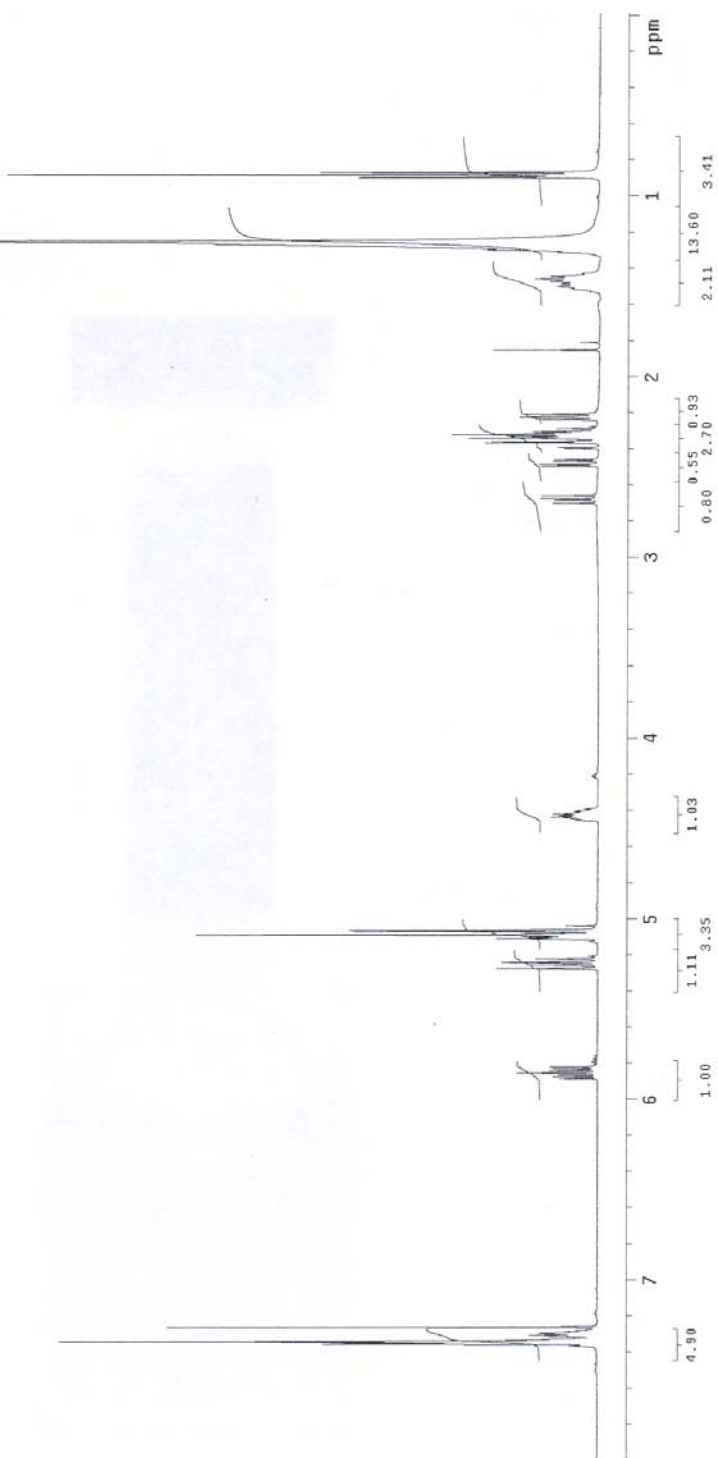
```







Standard proton
 Pulse Sequence: s2pu1
 Solvent: CDCl3
 Ambient temperature
 File: mbb-4-184-HMR
 INOVA-500 "H1"
 PULSE SEQUENCE
 Relax. delay 0.500 sec
 Pulse 45.0 degrees
 Acq. time 3.000 sec
 Width 7998.4 Hz
 Frequency 499.9042603 MHz
 OBSERVE H1
 DATA PROCESSING 0.2 Hz
 Line broadening 0.2 Hz
 FT size 65536
 Total time 1 min, 3 sec



Standard carbon

Pulse Sequence: s2pu1

Solvent: CDCl3

Ambient temperature

User: 1-14-87

File: mdb-7-164-C13

INNOVA-500 "N14"

PULSE SEQUENCE

Relax. delay 0.100 sec

Pulse 45.0 degrees

Acq. time 1.300 sec

Width 30165.9 Hz

2880 repetitions

OBSERVE C13, 125.7010273 MHz

DECOUPLE H1, 499.9072532 MHz

Power 31 dB

continuously on

WALTZ-16 modulated


DATA PROCESSING

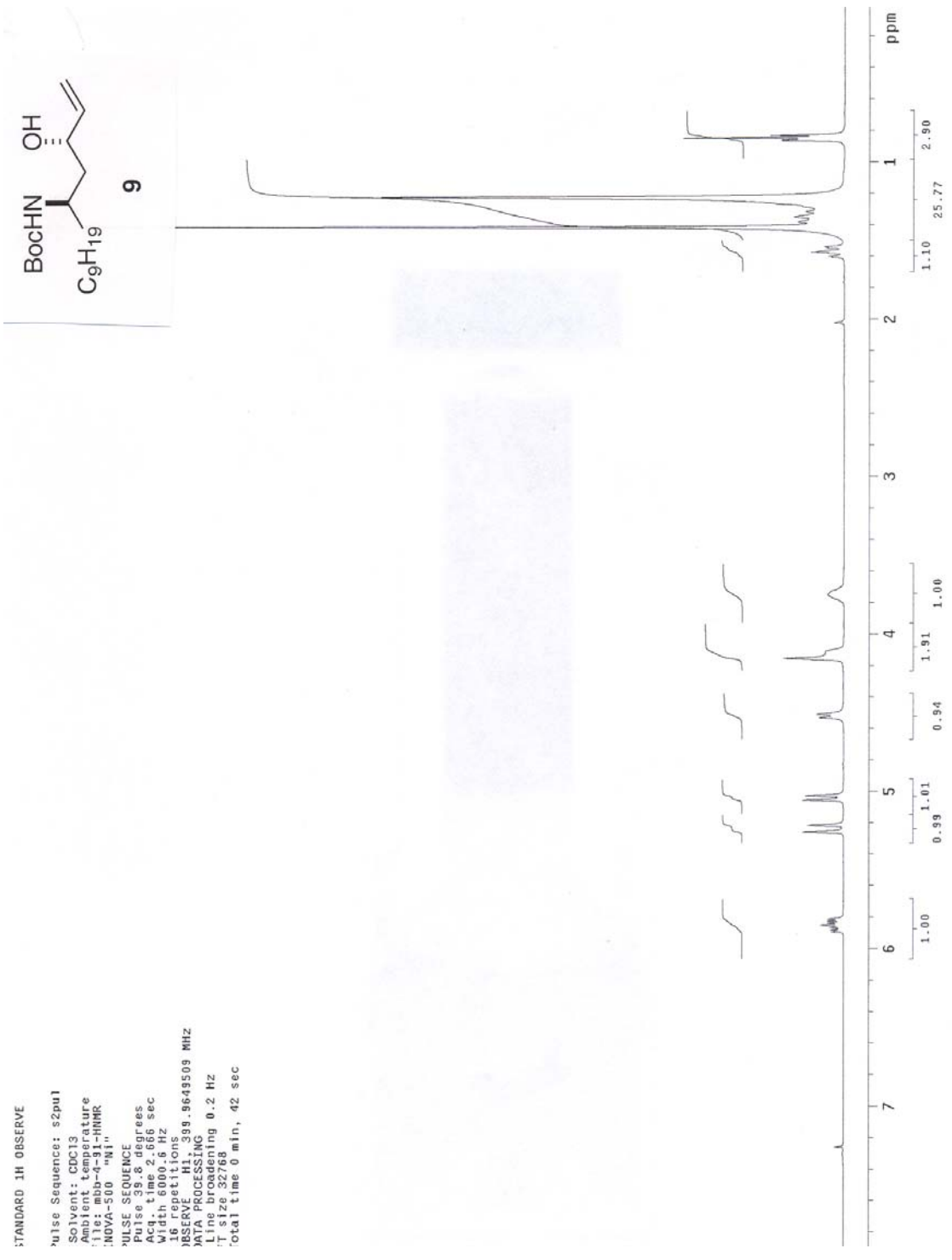
Line broadening 1.0 Hz

FT size 131072

Total time 19 hr, 34 min, 29 sec

INDEX	FREQUENCY PPM	HEIGHT
1	20183.078	160.564
2	20013.226	159.213
3	17641.289	140.343
4	17531.276	138.468
5	17345.314	137.889
6	17302.046	137.644
7	16137.941	128.384
8	16136.560	128.373
9	16107.101	128.138
10	16097.435	128.061
11	16066.584	127.816
12	16062.912	127.787
13	14424.256	114.750
14	14417.791	114.699
15	9710.740	77.253
16	9678.979	77.000
17	9646.758	76.744
18	9513.731	75.685
19	9508.667	75.645
20	8885.878	70.691
21	8717.868	69.354
22	5150.065	40.971
23	4582.972	36.459
24	4438.437	35.309
25	4004.372	31.856
26	3720.826	29.601
27	3712.540	29.535
28	3706.096	29.483
29	3688.731	29.425
30	3690.446	29.359
31	3684.462	29.311
32	3679.399	29.271
33	3673.875	29.227
34	3304.713	26.290
35	3211.271	25.547
36	2848.093	22.658
37	1773.287	14.107





13C OBSERVE

Pulse Sequence: s2pul
 Solvent: CDCl3
 Ambient temperature
 F1: bh-41 CDCl3
 INOVA-500 "N1"

PULSE SEQUENCE
 Relax. delay 0.900 sec
 Pulse 99.5 degrees
 Acq. time 1.199 sec
 Width 25000.0 Hz
 176 repetitions

OBSERVE C13, 100.5712713 MHz
 DECOUPLE H1, 399.9669644 MHz
 Power 38 dB
 continuously on

WALTZ-16 modulated

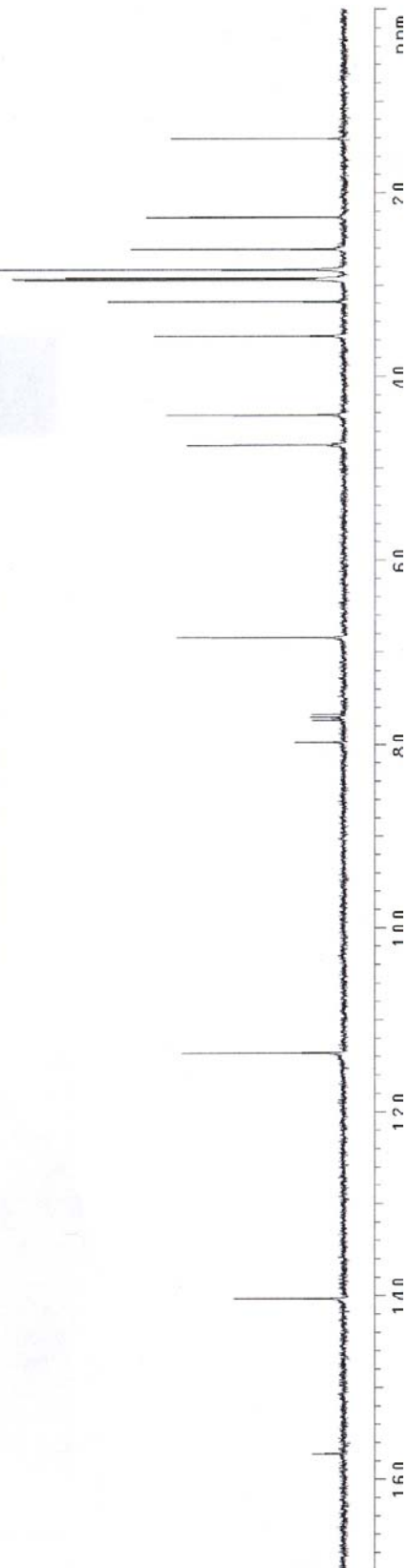
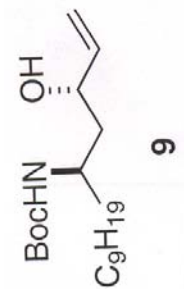
DATA PROCESSING

Line broadening 1.0 Hz

FT size 65536


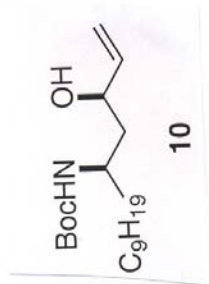
Total time 29 hr, 16 min, 50 sec

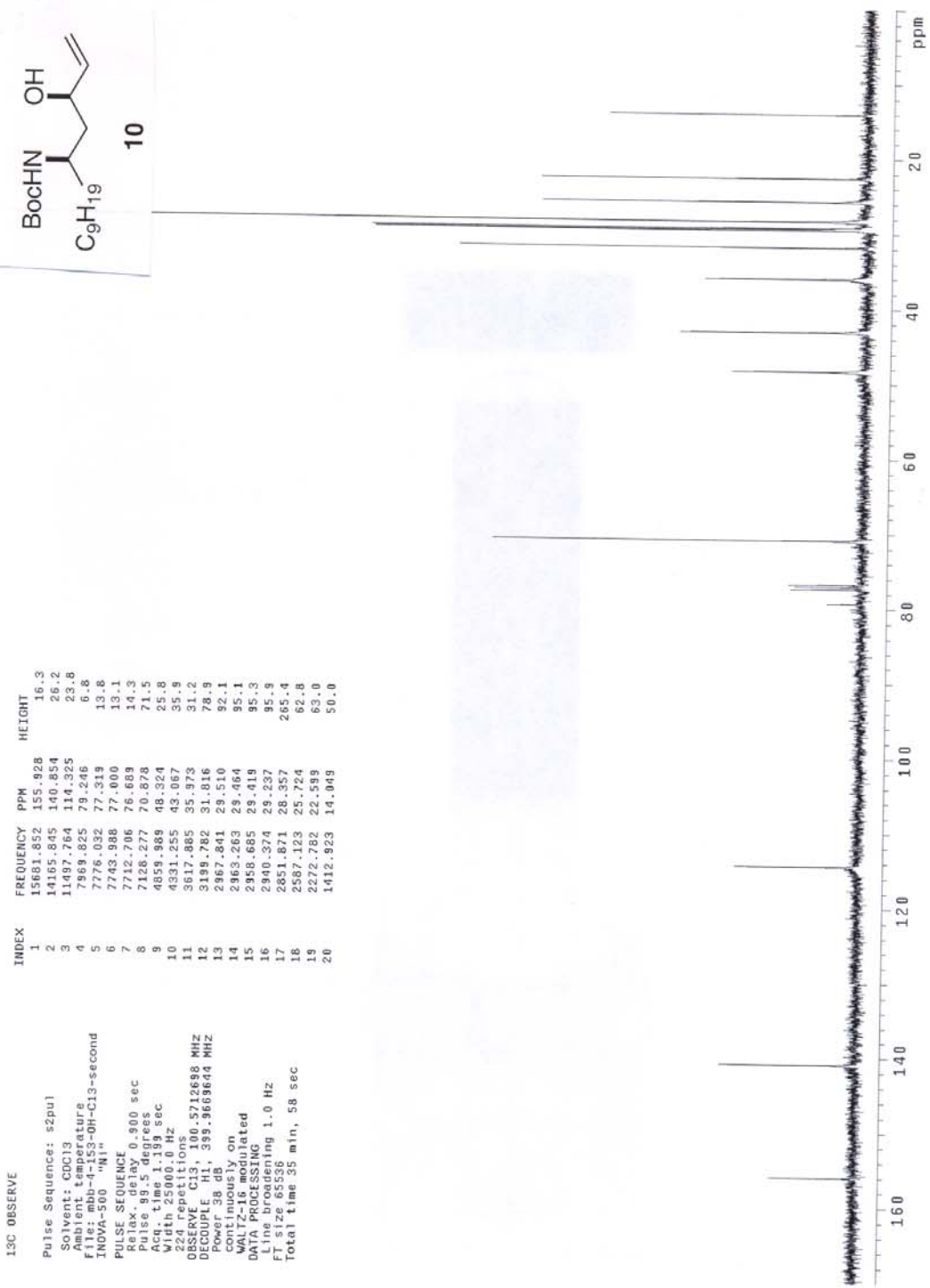
INDEX	FREQUENCY PPM	HEIGHT
1	15811.556	157.217
2	14110.149	140.300
3	11423.757	113.589
4	8020.943	79.754
5	7776.032	77.319
6	7743.988	77.000
7	7711.943	76.681
8	6881.077	68.420
9	4770.722	47.436
10	4444.174	44.189
11	3578.211	35.579
12	3197.493	31.793
13	2961.737	29.449
14	2960.212	29.434
15	2948.004	29.313
16	2937.323	29.206
17	2843.478	28.273
18	2622.982	26.061
19	2271.256	22.584
20	1410.634	14.026



STANDARD 1H OBSERVE

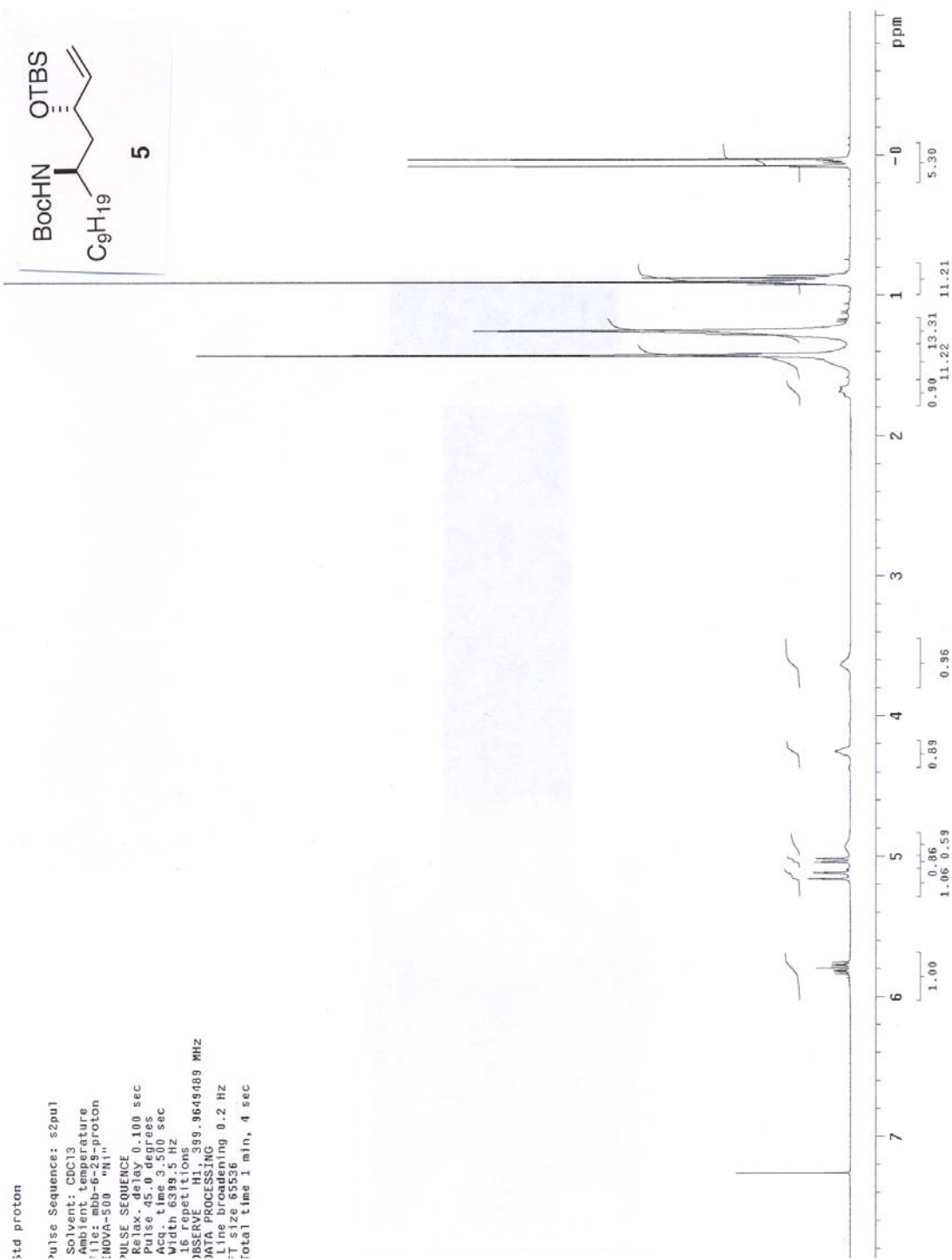
ulse Sequence: s2pul
 Solvent: CDCl3
 Ambient temperature
 file: mbb-4-153-HNMR
 NOVA-500 "N1"
 ULSE SEQUENCE
 Pulse 39.8 degrees
 Acq. time 2.666 sec
 Width 6000.6 Hz
 18 repetitions
 ASKRY
 FREQ: 399.9649198 MHz
 APT: 1000000000
 Line broadening 0.2 Hz
 T size: 32768
 total time 0 min, 42 sec





13C OBSERVE

Pulse Sequence: s2pul
 Solvent: CDCl3
 Ambient temperature
 IN: mbp-4-153-OH-C13-second
 INVA-300 MHz
 PULSE SEQUENCE
 Pulz: 89.100 sec
 Pulz: 89.100 sec
 Acc: time 1.189 sec
 Width 25000.0 Hz
 224 repetitions
 OBSERVE C13, 100.5712658 MHz
 DECOUPLE H1, 399.3669644 MHz
 Over 38 scans
 Cont: 100.000 on
 WAIT-18 modulated
 DATA PROCESSING
 Line broadening 1.0 Hz
 FT size 65536
 Total time 35 min, 58 sec



Std Carbon

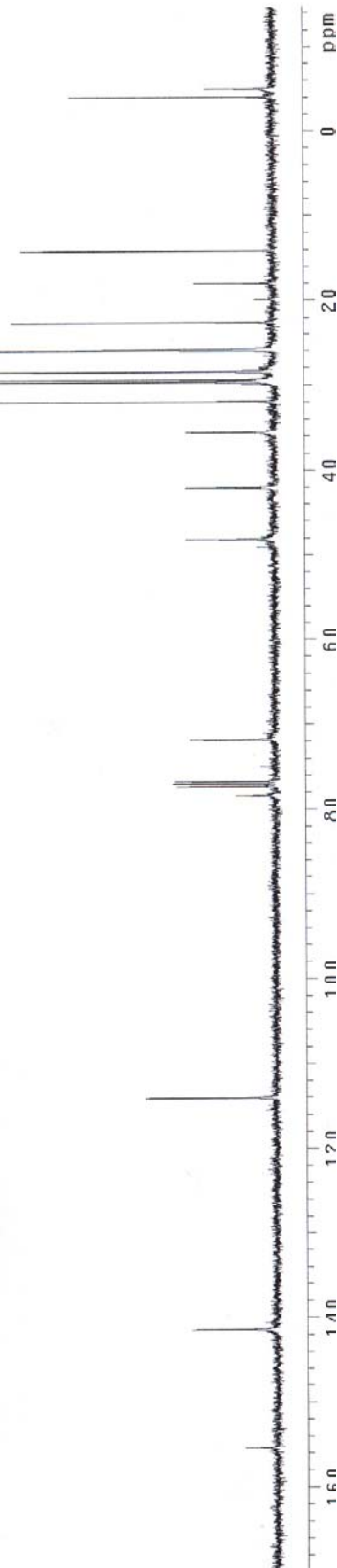
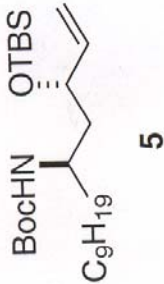
Pulse Sequence: s2pu1
 Solvent: CDCl3
 Ambient temperature
 User: i-14-87
 File: mbb-0-29-C13
 INOVA-500 "N1"

PULSE SEQUENCE
 Relax. delay 0.100 sec
 Pulse 45.0 degrees
 Acq. time 1.300 sec
 Width 24140.0 Hz
 448 repetitions

OBSERVE C13, 100.5712673 MHz
 DECOUPLE H1, 399.5669644 MHz


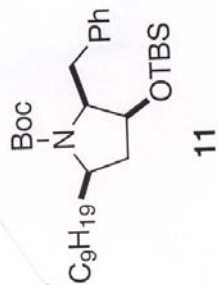
Power 38 dB
 continuously on
 WALTZ-16 modulated
 DATA PROCESSING
 Line broadening 1.0 Hz
 FT size 65536
 Total time 19 hr, 34 min, 30 sec


INDEX	FREQUENCY	PPM	HEIGHT
1	15629.808	155.410	5.1
2	14216.785	141.360	13.4
3	11471.777	114.066	20.5
4	7885.437	78.406	6.2
5	7775.666	77.315	15.5
6	7743.988	77.000	16.1
7	7711.572	76.678	15.8
8	7219.445	71.784	13.4
9	4839.112	48.116	14.0
10	4226.163	42.022	14.0
11	3574.168	35.539	13.9
12	3204.336	31.861	57.2
13	3001.002	29.840	4.9
14	2974.481	29.576	68.2
15	2972.270	29.554	48.8
16	2967.113	29.503	64.1
17	2844.275	28.276	65.1
18	2855.132	28.389	152.4
19	2609.806	25.950	12.5
20	2602.438	25.877	163.5
21	2592.861	25.781	31.1
22	2276.809	22.639	41.0
23	1811.204	18.009	12.4
24	1415.587	14.075	39.6
25	-412.945	-4.106	31.9
26	-507.982	-5.051	10.6



STANDARD 1H OBSERVE

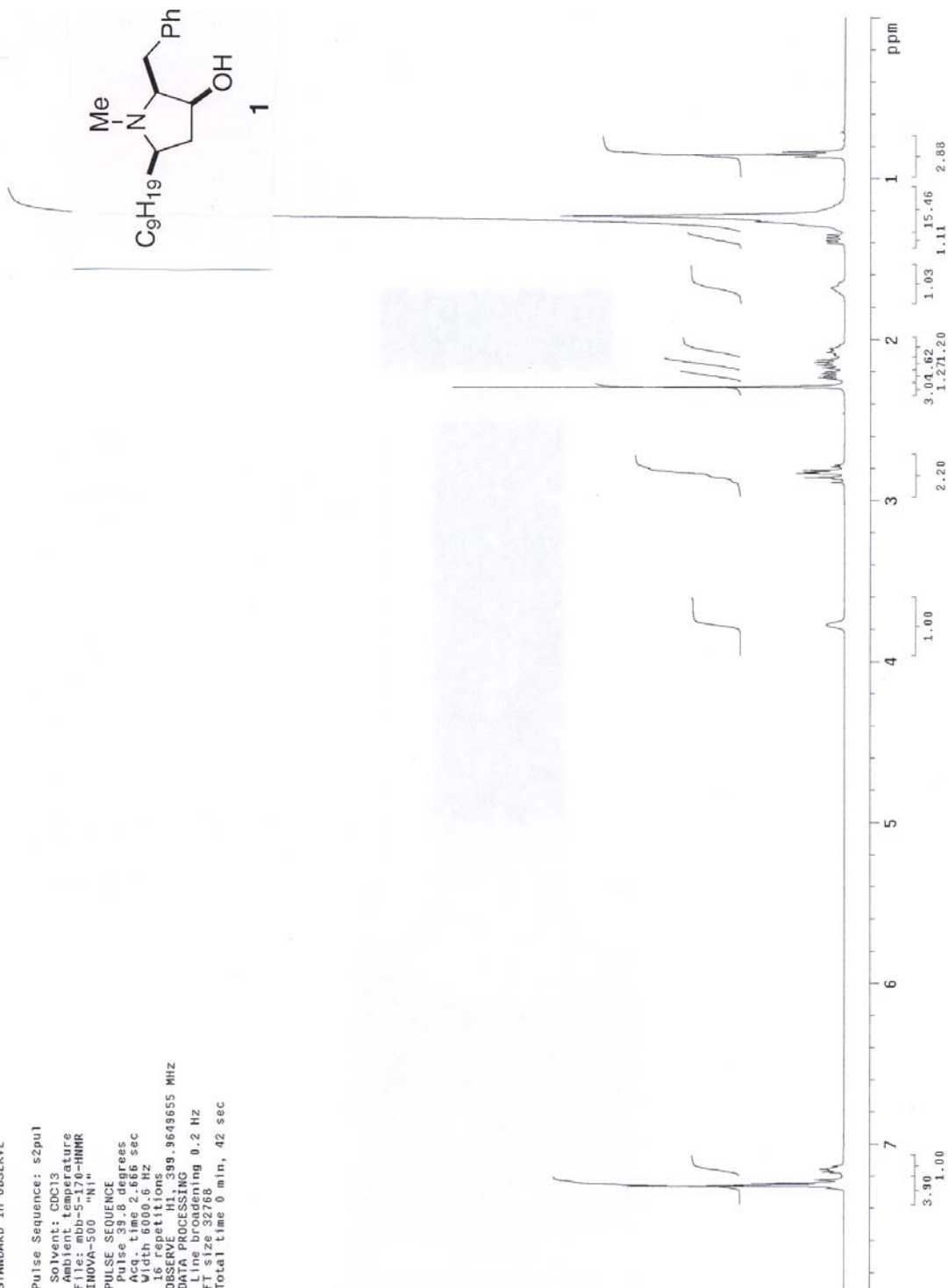
>pulse Sequence: s2pu1
 Solvent: CDCl3
 Ambient temperature
 file: mbb-5-169-HNMR
 INOVA-500 "1H"
 >PULSE SEQUENCE
 Pulse 39.8 degrees
 Acq. time 2.666 sec
 Width 6000.6 Hz
 16 repetitions
 300 MHz
 >DATA PROCESSING
 Line broadening 0.2 Hz
 FT size 32768
 Total time 0 min, 42 sec




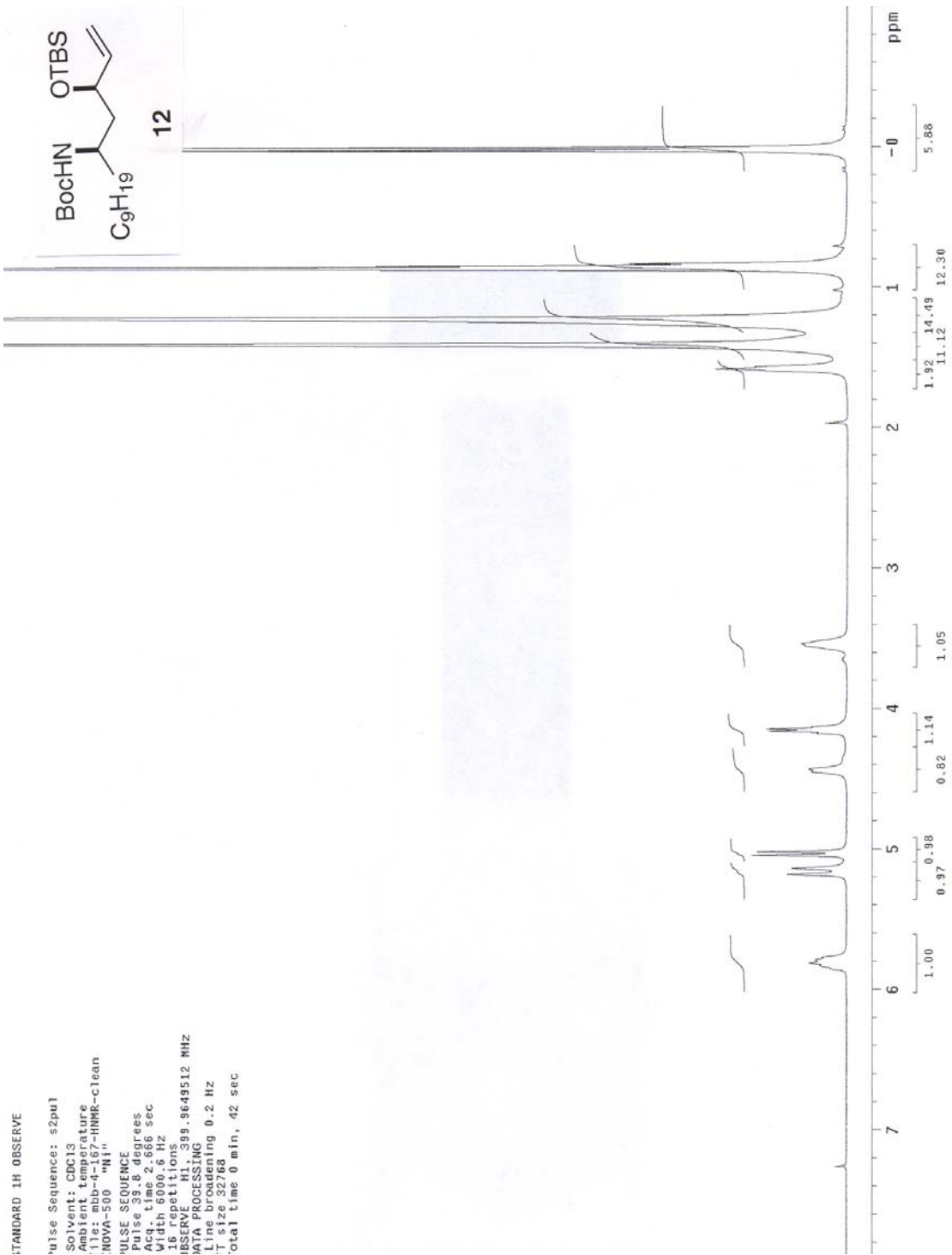


STANDARD 1H OBSERVE

Pulse Sequence: s2pu1
 Solvent: CDCl3
 Ambient temperature
 File: mbb-5-176-HMR
 INOVA-500 "1H"
 PULSE SEQUENCE
 Pulse 39.8 degrees
 Acq. time 2.666 sec
 Width 6000.6 Hz
 OBSERVATIONS
 DATA ACQUISITION 99.9649655 MHz
 DATA PROCESSING 0.2 Hz
 Line broadening 0.2 Hz
 FT size 32768
 Total time 0 min, 42 sec




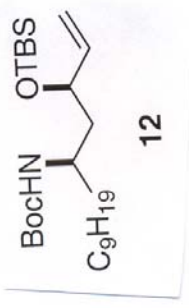




13C OBSERVE

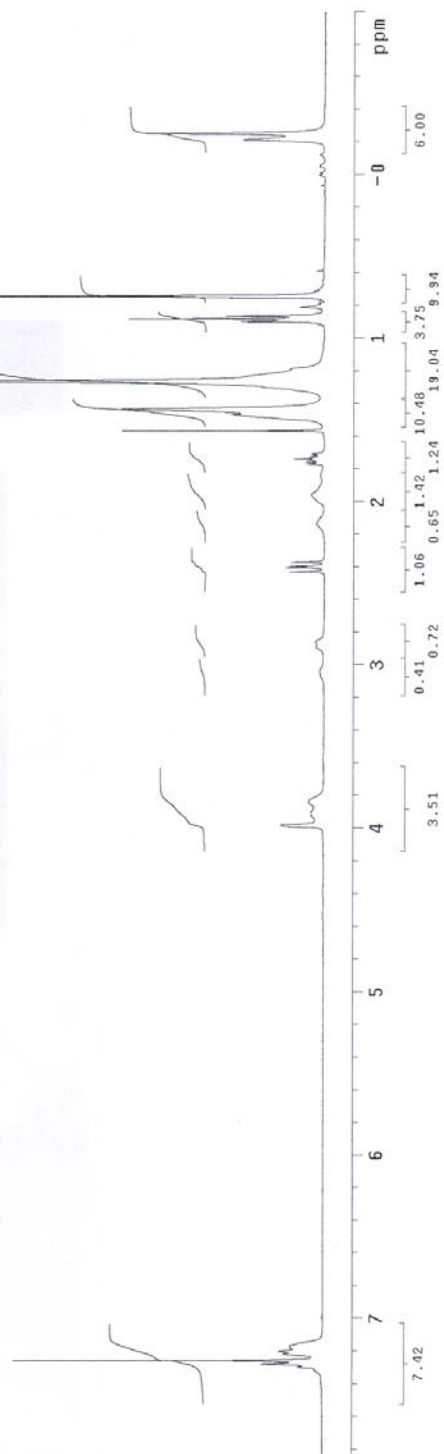
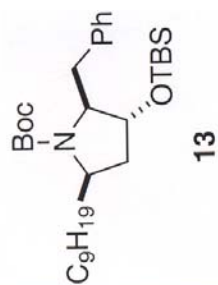
Pulse Sequence: s2pul
 Solvent: CDCl3
 Ambient temperature
 File: mbb-q-167-C13
 INOVA-500 "N1"
 PULSE SEQUENCE
 Relax. delay 0.900 sec
 Pulse 96.6 degrees
 Acq. time 1.199 sec
 Width 25000.0 Hz
 784 Repetitions
 OBSERVE C13, 100.5712668 MHZ
 DECOUPLE H1, 399.9669644 MHZ
 Power 14.0 dB
 WALTZ-16, un gated
 DATA PROCESSING
 Line broadening 1.0 Hz
 FT size 65536
 Total time 29 hr, 16 min, 50 sec

INDEX	FREQUENCY PPM	HEIGHT
1	15622.341	155.336
2	14186.445	141.059
3	11504.631	114.393
4	7909.550	78.646
5	7776.032	77.319
6	7743.988	77.000
7	7211.943	76.681
8	7251.114	72.099
9	4846.255	48.187
10	4422.811	43.977
11	3637.722	36.171
12	3617.122	35.966
13	3203.596	31.854
14	2973.182	29.563
15	2967.841	29.510
16	2966.315	29.495
17	2943.426	29.267
18	2854.159	28.379
19	2602.382	25.876
20	2562.545	25.679
21	2275.834	22.629
22	1824.923	18.146
23	1414.449	14.064
24	-435.736	-4.333
25	-494.484	-4.917



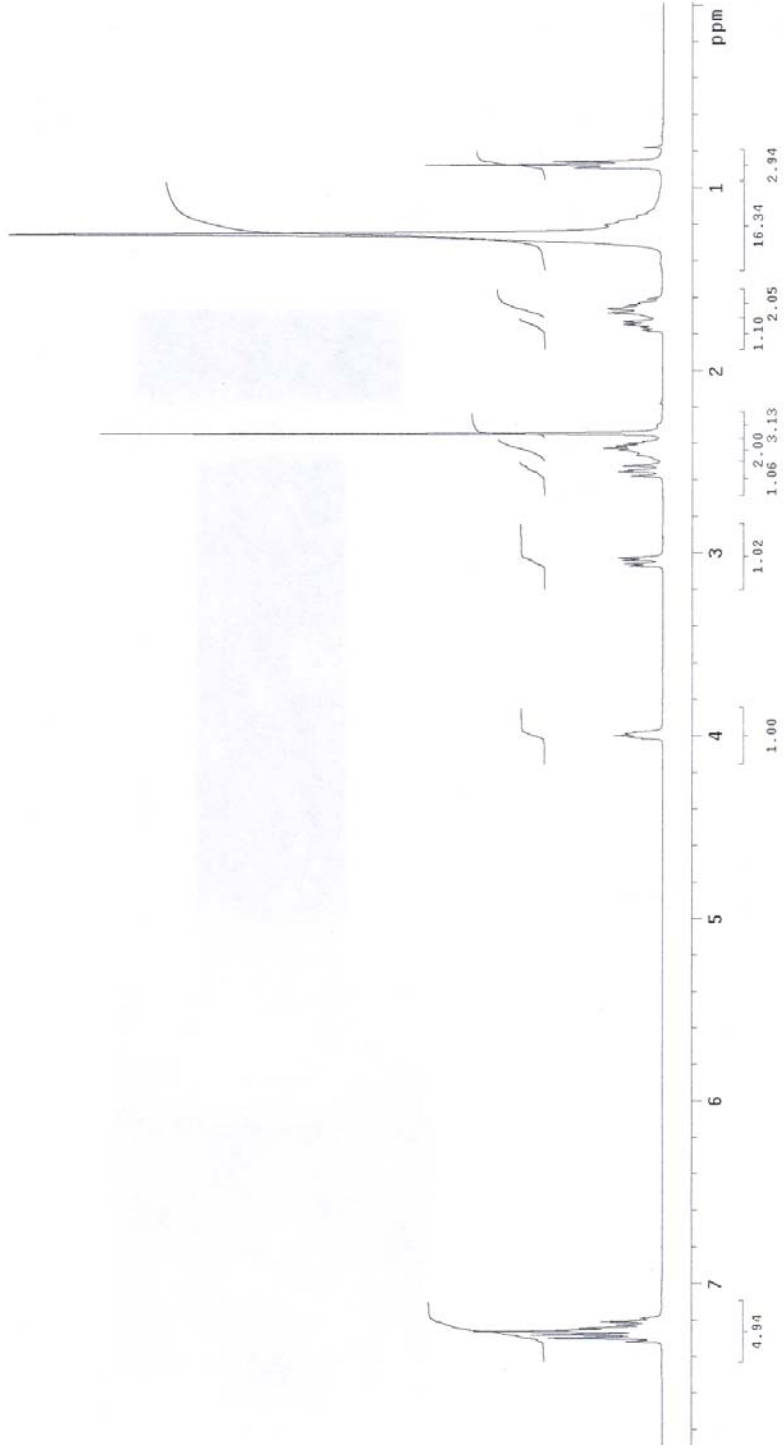
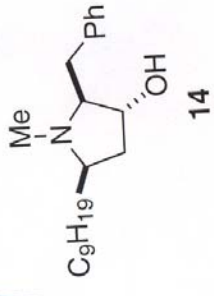
STANDARD 1H OBSERVE

ulse Sequence: s2pul
 Solvent: CDCl3
 Ambient temperature
 file: mbb-5-157-HMHR
 NOVA-500 "N1"
 ULSE SEQUENCE
 Pulse 39.8 degrees
 Acq. time 2.666 sec
 Width 6000.6 Hz
 Resolution
 RESERVE TIME 399.9669498 MHZ
 ATA PROCESSING 0.2 Hz
 Line size 32768
 Total time 0 min, 42 sec



STANDARD 1H OBSERVE

Pulse Sequence: s2pul
 Solvent: CDC13
 Ambient temperature
 File: mbb-5-168-iso
 INOVA-500 4H1
 PULSE SEQUENCE
 Pulse 39.8 degrees
 Width 16.000000 sec
 Wait 2.000000 sec
 Wait 0.000000 sec
 16 repetitions
 OBSERVE H1 399.9649534 MHz
 DATA PROCESSING
 Line broadening 0.2 Hz
 FT size 32768
 Total time 0 min, 42 sec



13C OBSERVE

Pulse Sequence: s2pu1
 Solvent: CDCl3
 Ambient temperature
 File: mbb-5-168-C13
 INOVA-500 "N1"

PULSE SEQUENCE
 Relax delay 0.900 sec
 Pulse 99.5 degrees
 Acq. time 1.193 sec
 Width 23000.0 Hz
 27

OBSERVE EP13, 100.5712675 MHz
 DECOUPLE H1, 399.9669664 MHz
 Power 38 dB, 399.9669664 MHz

continuously on
 WALTZ-16 modulated


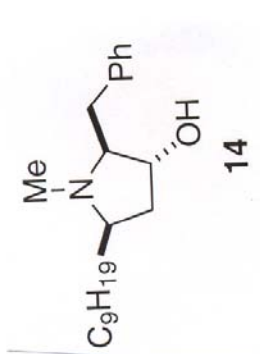
DATA PROCESSING

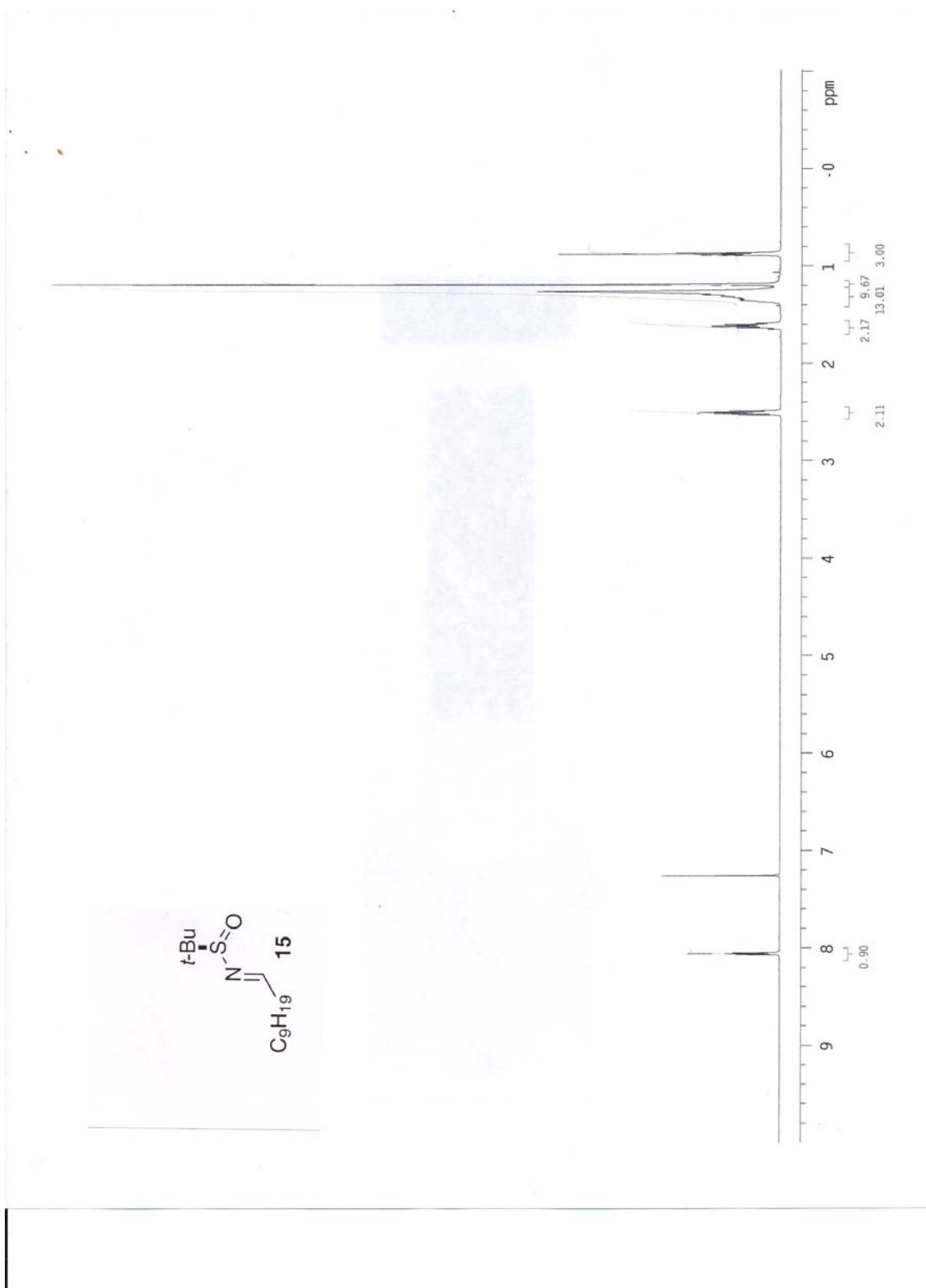
Line broadening 1.0 Hz


FT size 65536


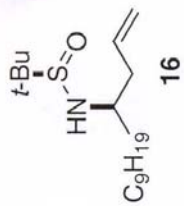
Total time 29 hr, 16 min, 50 sec

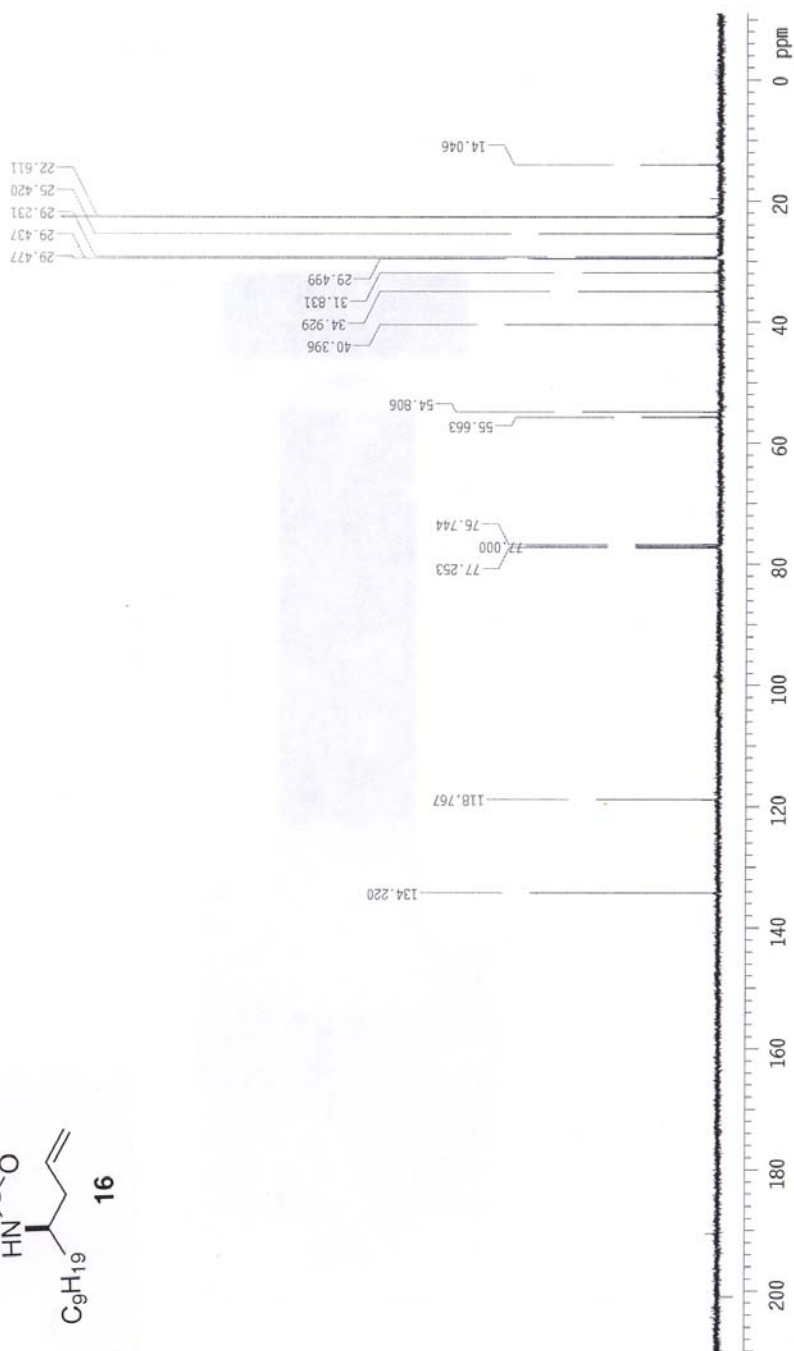
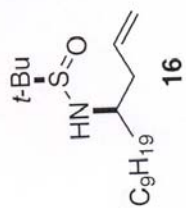
INDEX	FREQUENCY PPM	HEIGHT
1	13868.238	138.889
2	13000.038	129.262
3	12936.712	128.632
4	12711.638	126.394
5	7776.032	77.319
6	7760.773	77.167
7	7743.888	77.000
8	7712.706	76.689
9	7514.336	74.717
10	6527.062	64.900
11	3959.692	39.372
12	3936.041	39.137
13	3927.648	39.053
14	3404.256	33.848
15	3205.885	31.877
16	3012.856	29.957
17	2976.233	29.593
18	2971.656	29.548
19	2948.004	29.313
20	2653.500	26.384
21	2279.648	22.667
22	1419.027	14.110

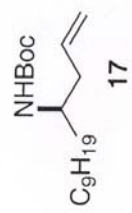












ppm

-0

1

2

3

4

5

6

7

8

9

17.78
11.83
3.00


2.21

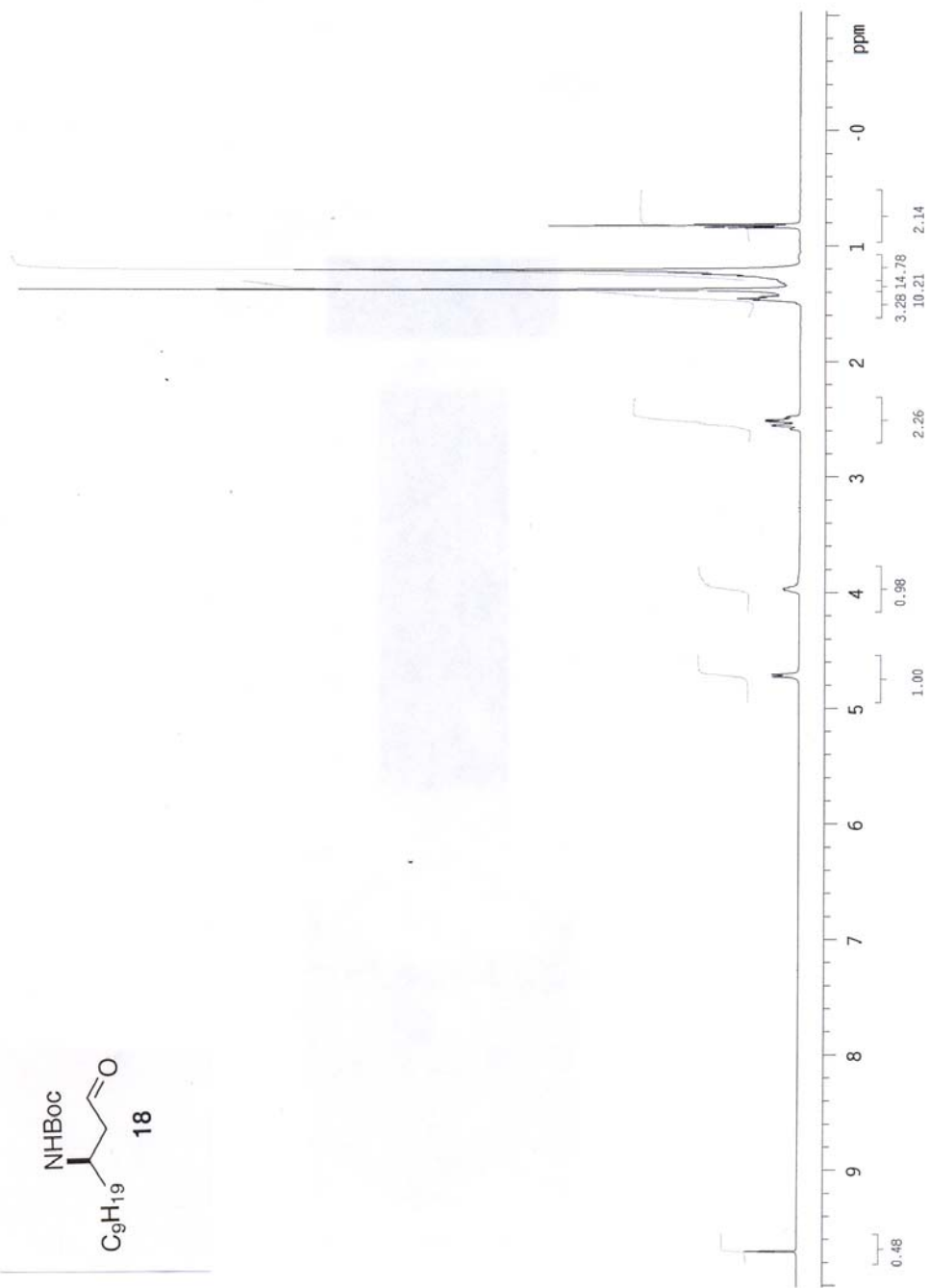
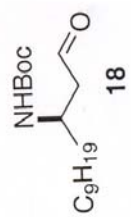
0.97

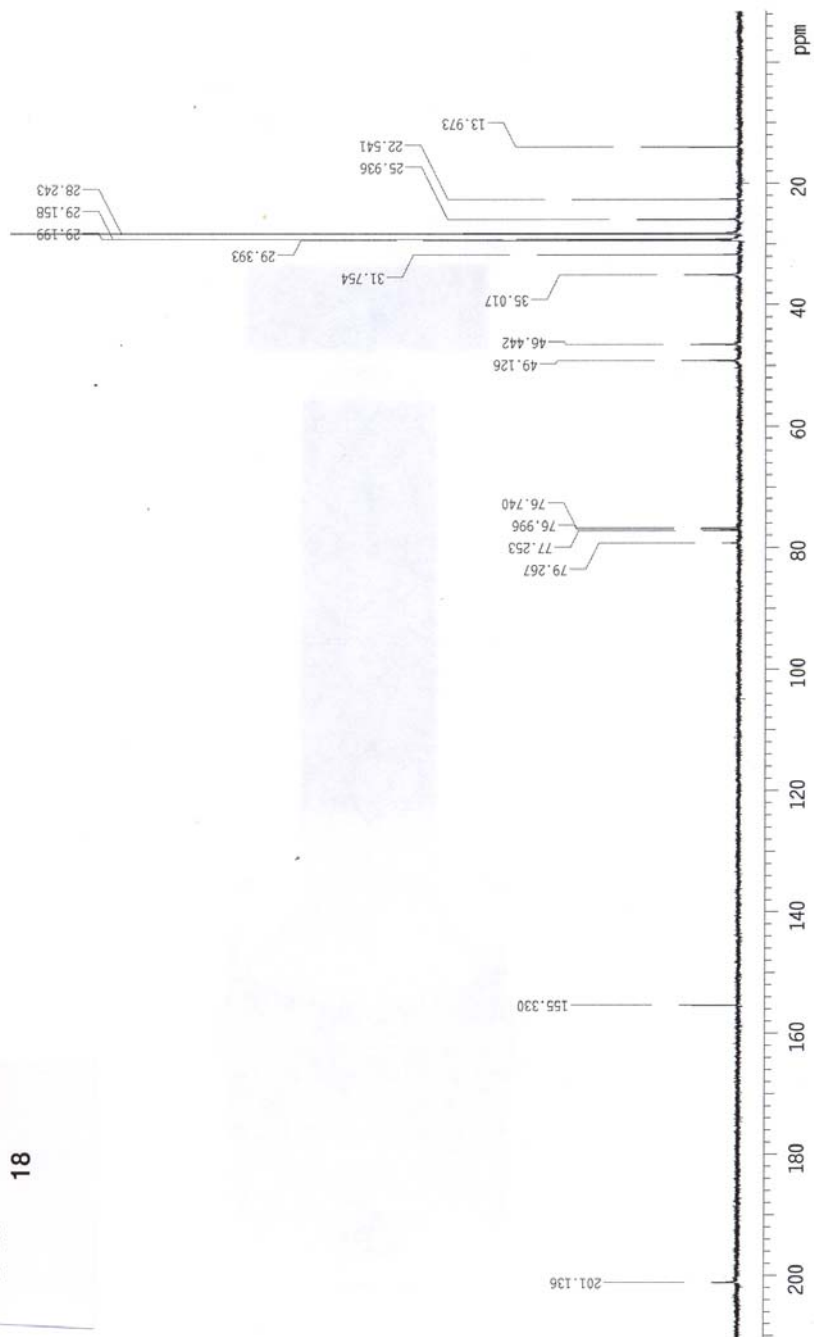
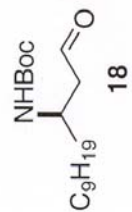
0.83

2.20

0.94


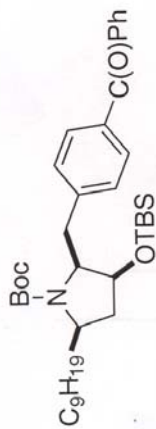


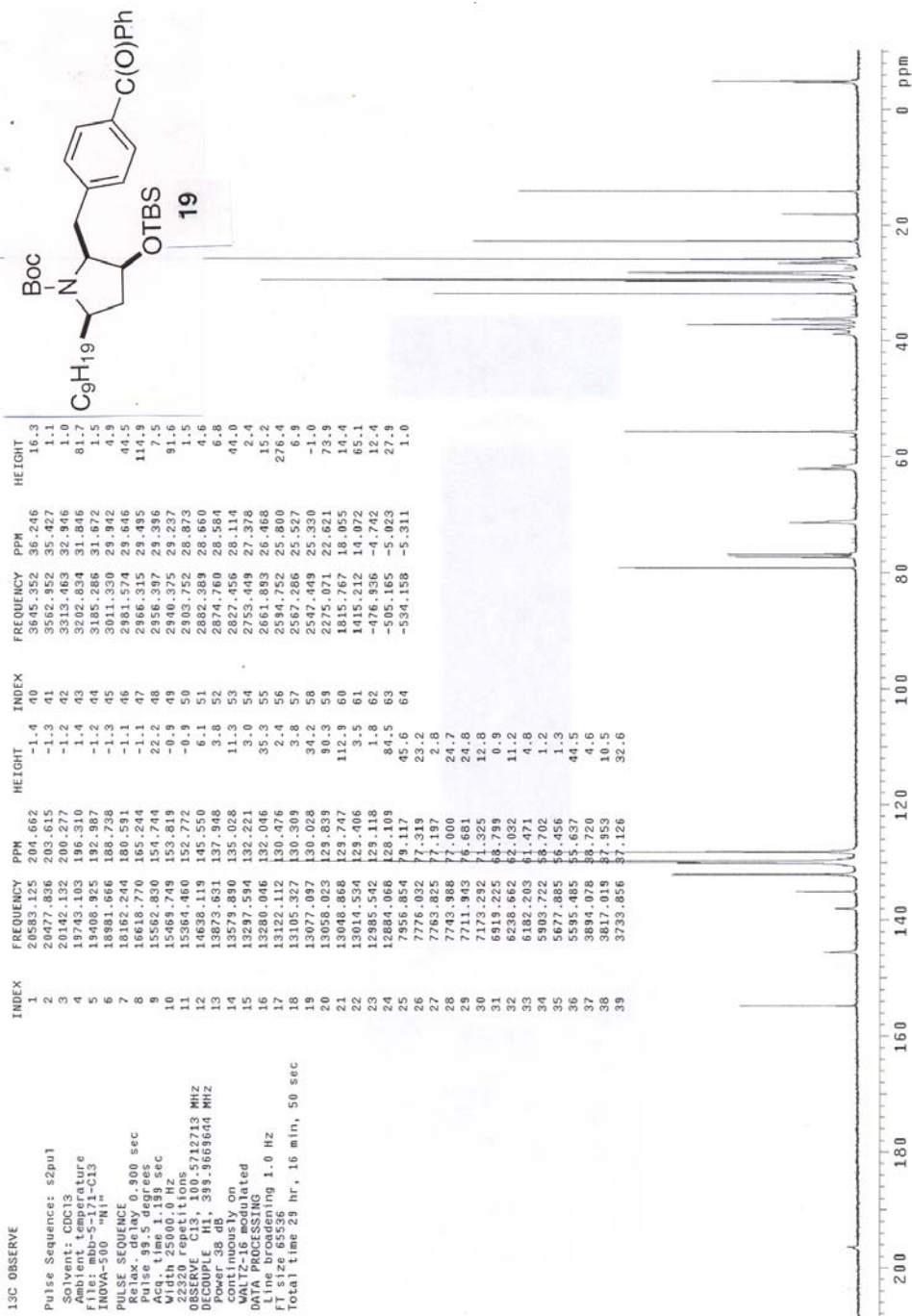




STANDARD 1H OBSERVE

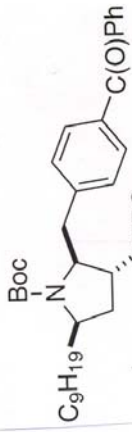
Pulse Sequence: s2pu1
 Solvent: CDCl3
 Acquisition Date: 11/11/02
 File: mbb-5-171-HMR
 INOVA-500 "1H"
 PULSE SEQUENCE
 Pulse 39.8 degrees
 Acq. time 2.666 sec
 Relaxation delay 1.000 sec
 16 repetitions
 OBSERVE H1, 399.9649494 MHZ
 DATA PROCESSING
 Line broadening 0.2 Hz
 Frequency offset 0.0000000 MHz
 Total time 0 min, 42 sec



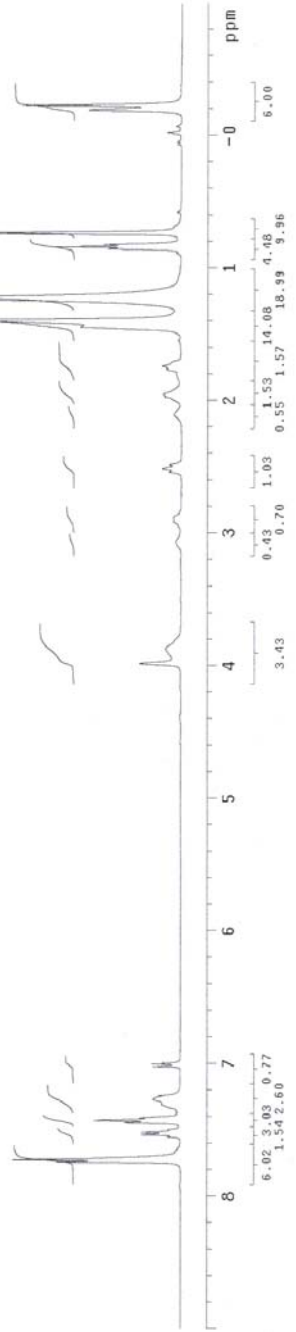


STANDARD 1H OBSERVE

Pulse Sequence: s2p01
 Solvent: CDCl3
 Acquisition Date: 11/11/03
 File: mbb-5-172-HNMR
 INOVA-500 "1H"
 PULSE SEQUENCE
 Pulse 39.8 degrees
 Acq. time 2.666 sec
 Relaxation time 1.000 sec
 16 repetitions
 OBSERVE H1, 399.9649586 MHz
 DATA PROCESSING
 Line broadening 0.2 Hz
 Frequency offset 0.000 Hz
 Total time 0 min, 42 sec

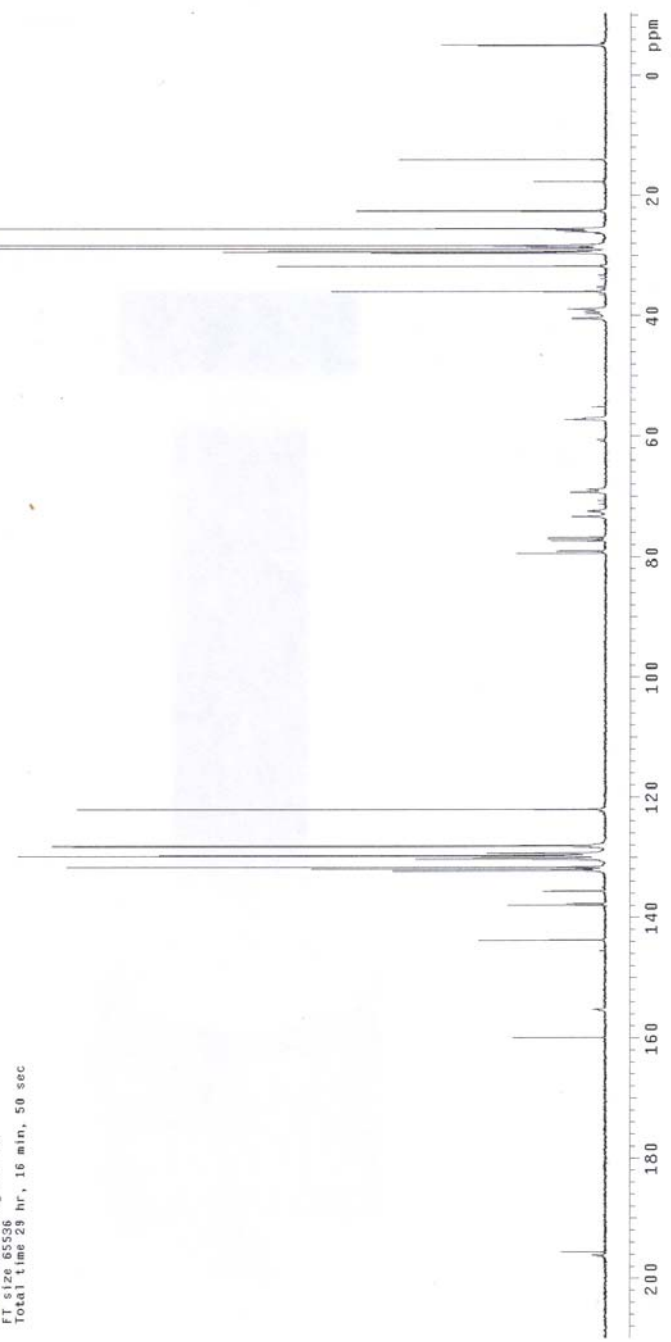
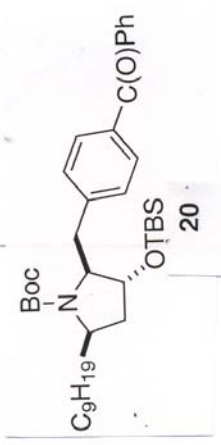


20



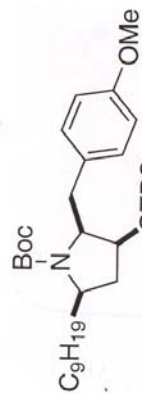
13C OBSERVE

Pulse Sequence: s2pu1
Solvent: CDCl3
File: mb-5-172-C13secondry
INOVA-500 "1H"
PULSE SEQUENCE
Relax. delay 0.900 sec
Pulse 99.5 degrees
Acq. t 1.018 sec
Width 25000.0 Hz
3152 repetitions
OBSERVE C13, 100.5712790 MHz
DECOUPLE H1, 399.3663644 MHz
Pulsed continuously on
WALTZ-16 modulated
DATA PROCESSING
Line broadening 1.0 Hz
File size 65528
Total time 28 hr, 16 min, 50 sec

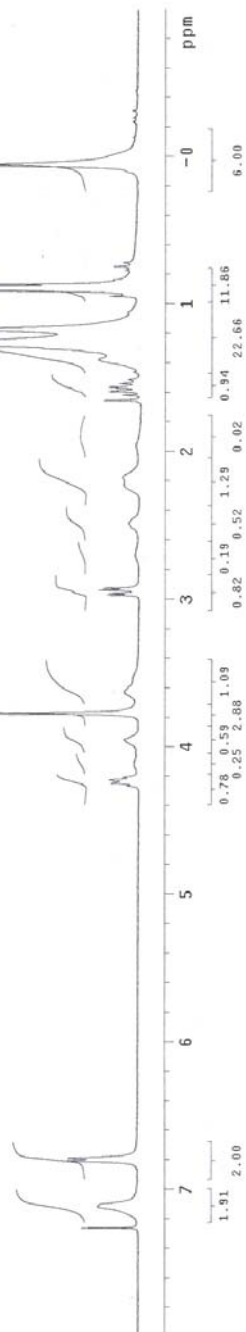



Std proton

Pulse Sequence: s2pul
 Solvent: CDCl3
 Acquisition
 File: mb-5-202-11MR
 INOVA-500 "1H"
 PULSE SEQUENCE
 Relax delay 0.100 sec
 Pulse 45.0 degrees
 Acq time 3.500 sec
 Width 639.5 Hz
 16 repetitions
 OBSERVE H1, 399.9643487 MHz
 DATA PROCESSING
 Line broadening 0.2 Hz
 FT of 6553
 Total time 1 min, 4 sec

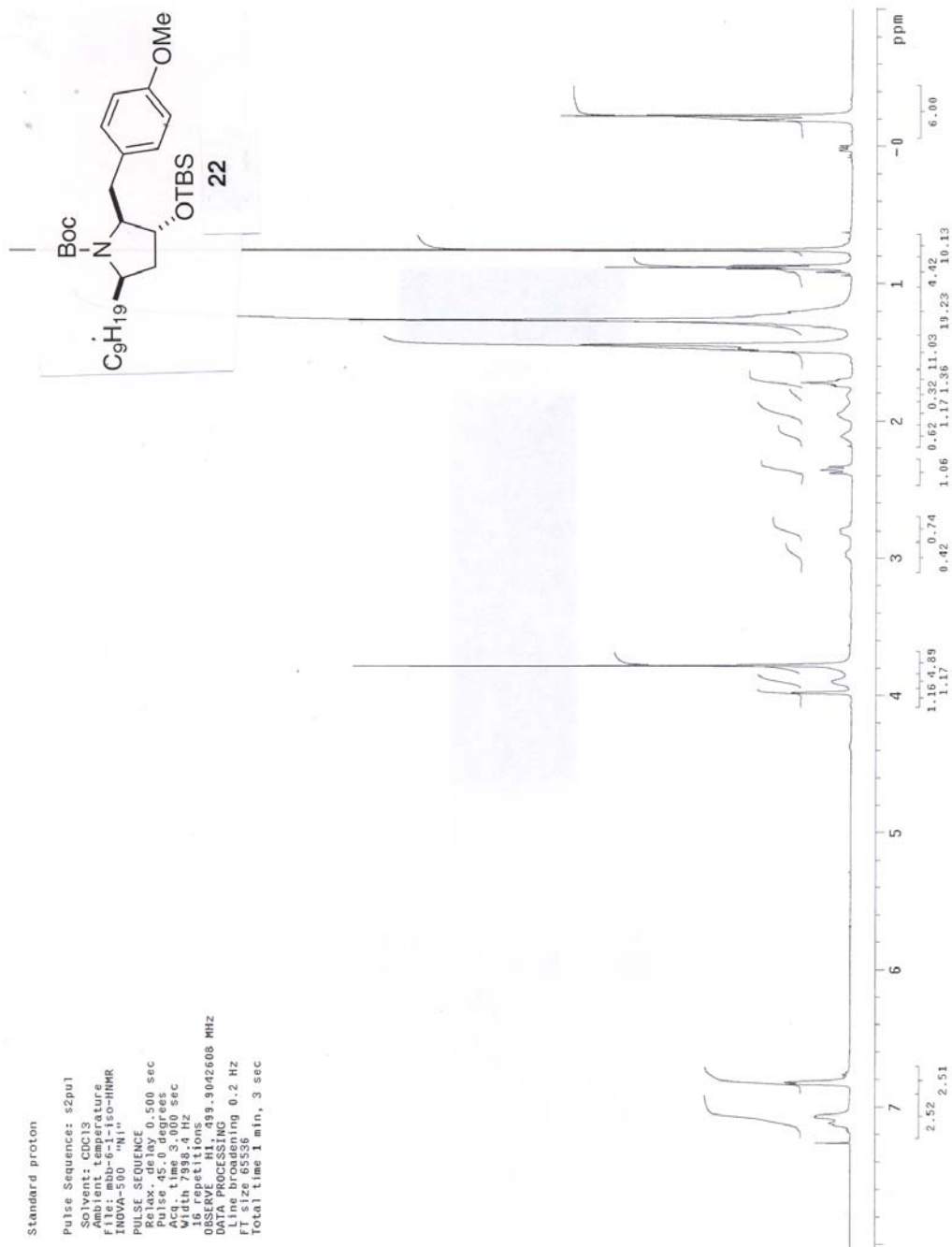



21





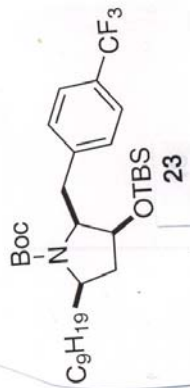
Standard proton
 Pulse Sequence: s2pul
 Solvent: CDCl3
 Ambient Temperature
 File: abb-6-1-iso-HMR
 INOVA-500 "N1"
 PULSE SEQUENCE
 Relax. delay 0.500 sec
 Pulse 45.0 degrees
 Acq. time 0.08 sec
 Width 7998.4 Hz
 16 repetitions
 OBSERVE H1, 499.9042608 MHz
 DATA PROCESSING
 FT size 65536
 Total time 1 min, 3 sec



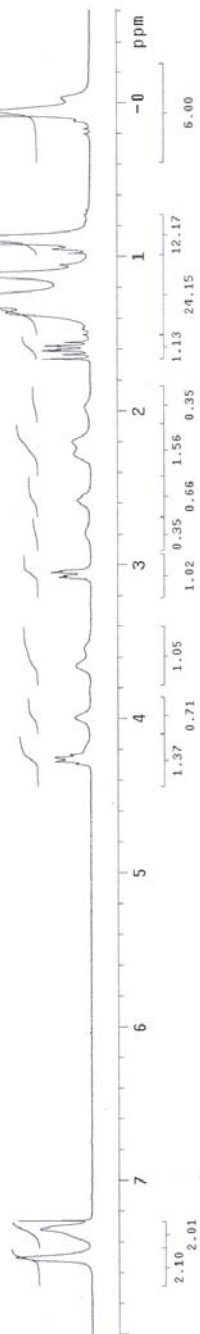



Std proton

Pulse Sequence: s2pu1
 Solvent: CDCl3
 Ambient temperature
 INOVA-500 -HMRpure
 INOVA-500 -H1
 PULSE SEQUENCE
 Relax delay 0.100 sec
 Pulse 45.0 degrees
 Acq. time 3.500 sec
 Width 6399.5 Hz
 OBSERVE F1 tone 399.9649491 MHz
 DATA PROCESSING
 Line broadening 0.2 Hz
 FI size 65536
 Total time 1 min, 4 sec




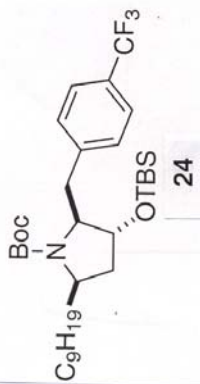
23






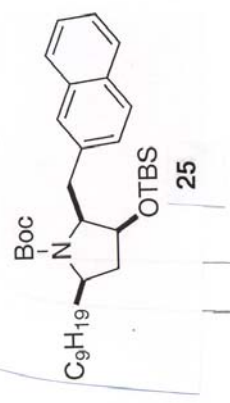
Standard proton


Pulse Sequence: s2pul
 Solvent: CDCl3
 Acquisition Temperature: 300.2 K
 File: mbh-5-154-HMR-again
 INOVA-500 "1H"
 PULSE SEQUENCE
 Relax. delay 0.500 sec
 Pulse 45.0 degrees
 Width 12.000 sec
 Width 7988.4 Hz
 8 repetitions
 OBSERVE H1, 499.9042605 MHz
 DATA PROCESSING
 FT size 65536
 Processing time 0.2 Hz
 Total time 1 min, 3 sec

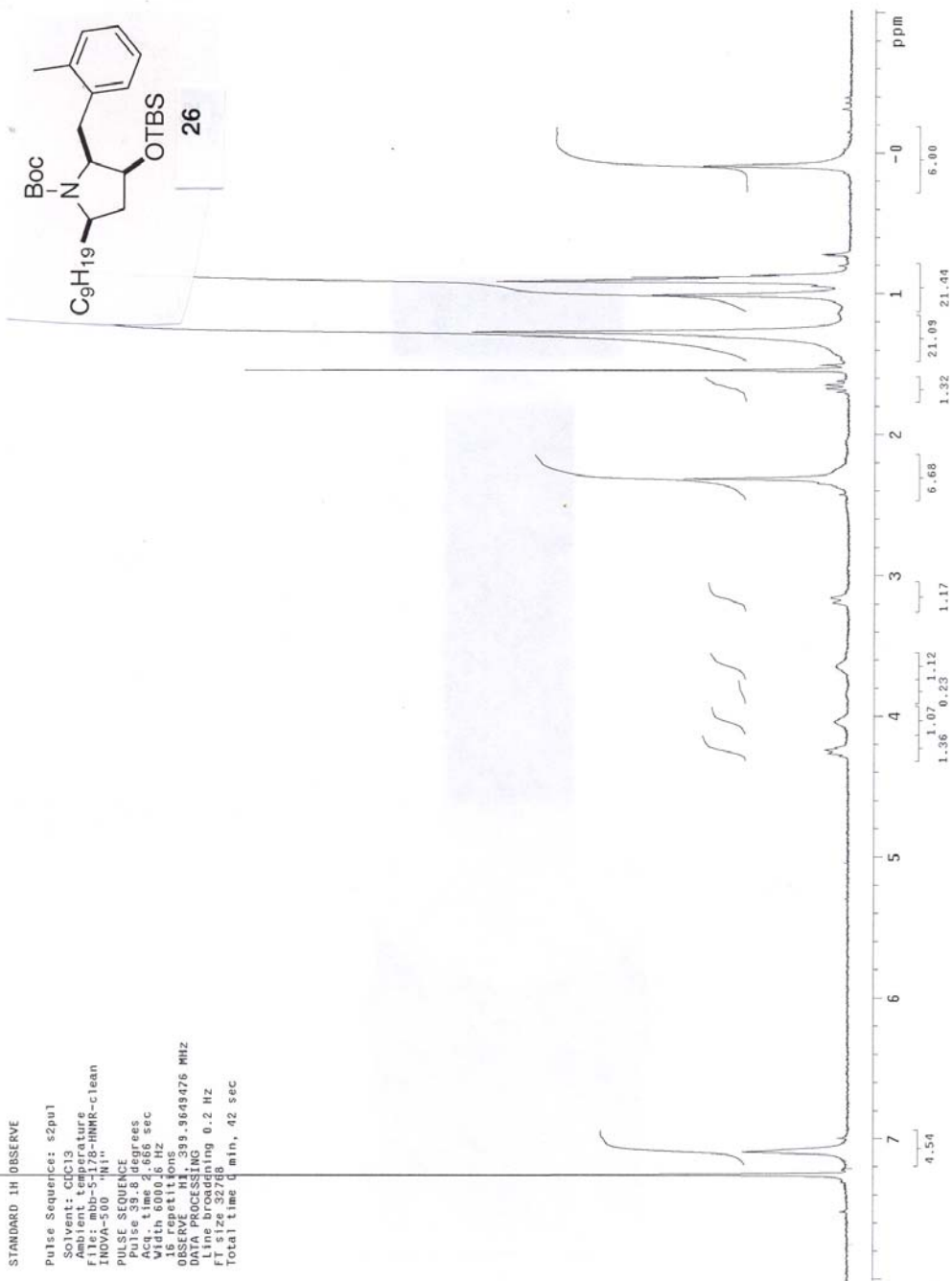


STANDARD 1H OBSERVE

Pulse Sequence: s2pu1
 Solvent: CDCl3
 Acquisition Date: 11/14/2003
 File: mbb-5-174-HMR
 INOVA-500 "1H"
 PULSE SEQUENCE
 Pulse 39.8 degrees
 Acq. time 2.666 sec
 Width 6017 Hz
 16 repetitions
 OBSERVE H1, 399.9649472 MHz
 DATA PROCESSING
 Line broadening 0.2 Hz
 SFO 32769
 Total time 0 min, 42 sec


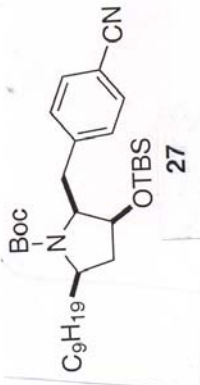


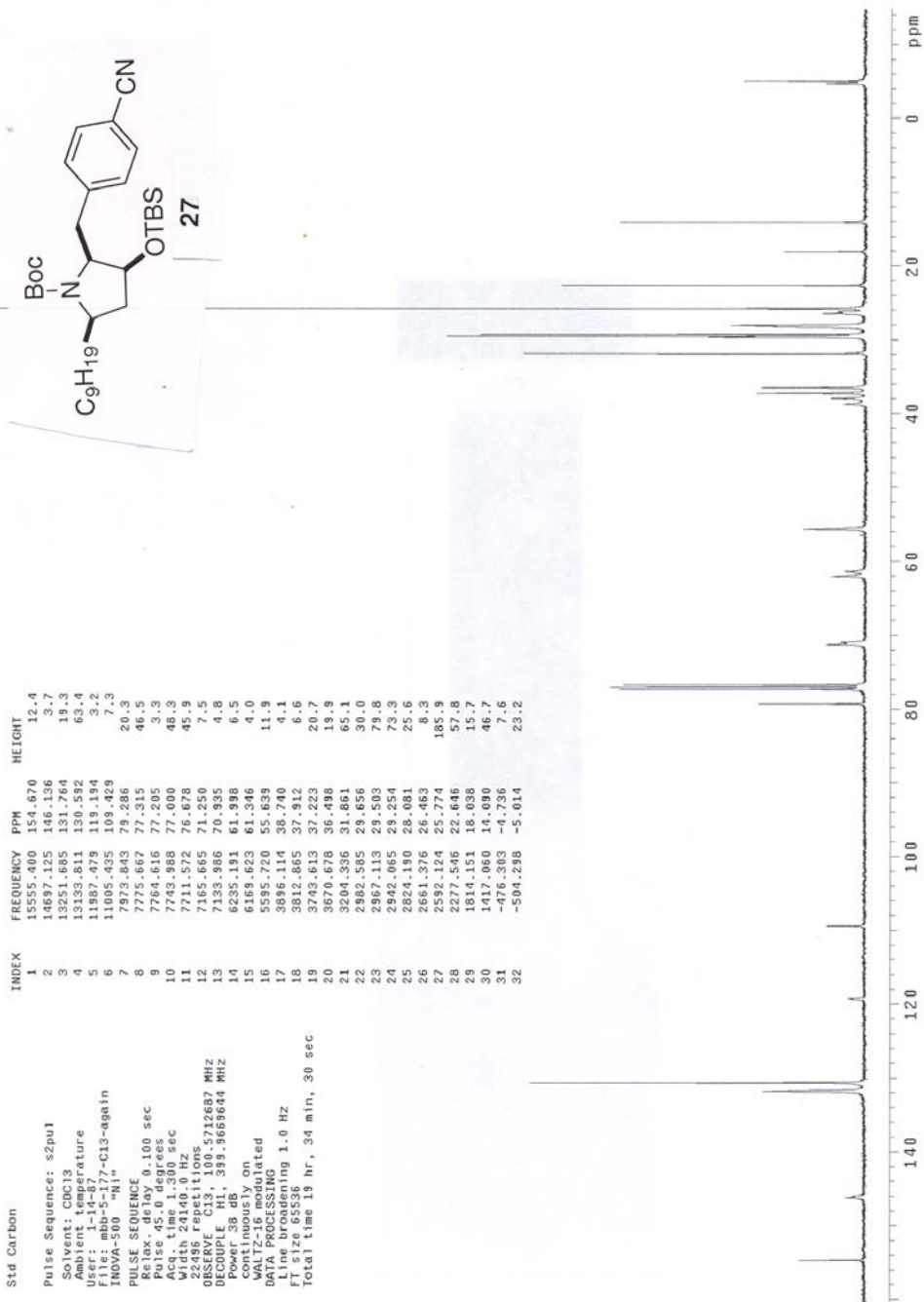






Std proton

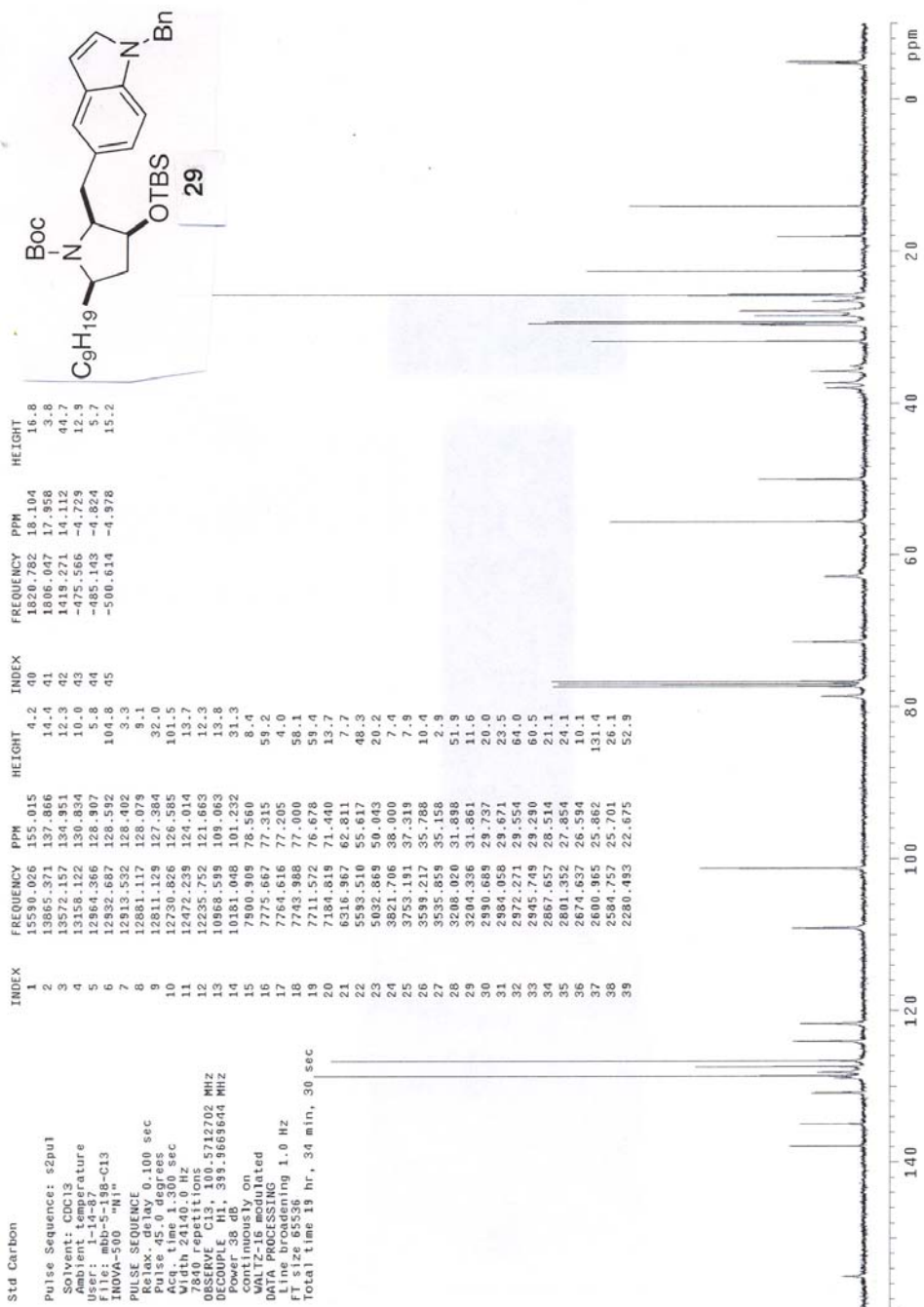
Pulse Sequence: s2pul
 Solvent: CDCl3
 Ambient temperature
 File: mbb-5-177-HNMR-again
 INOVA-500 "H1"
 PULSE SEQUENCE
 Relax. delay 0.100 sec
 Pulse 45.0 degrees
 Acq. time 9.500 sec
 Width 6399.5 Hz
 16 repetitions
 OBSERVE H1, 399.9649487 MHz
 ULTRA PROCESSING
 FT size 65556
 Total time 1 min, 4 sec

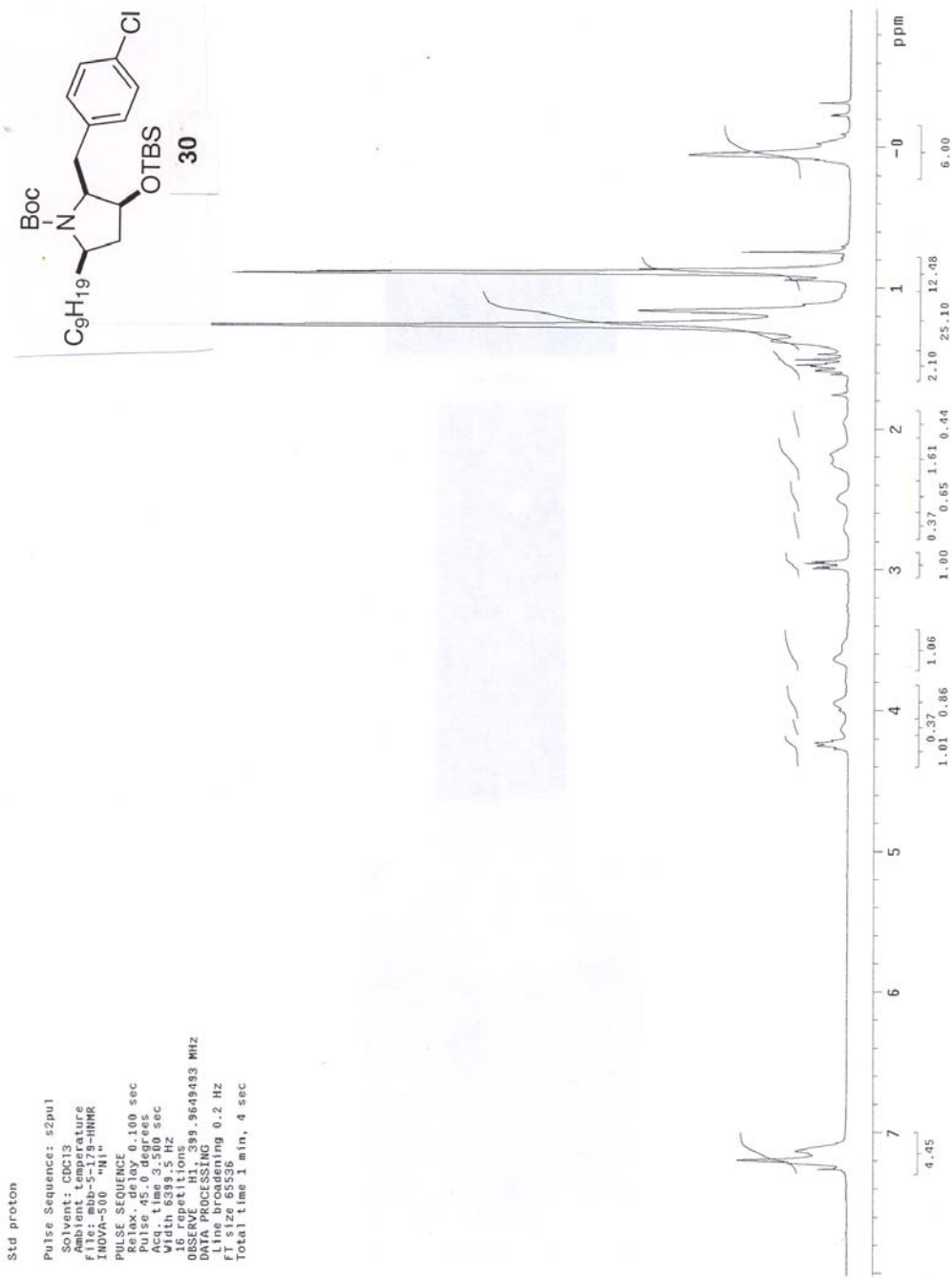









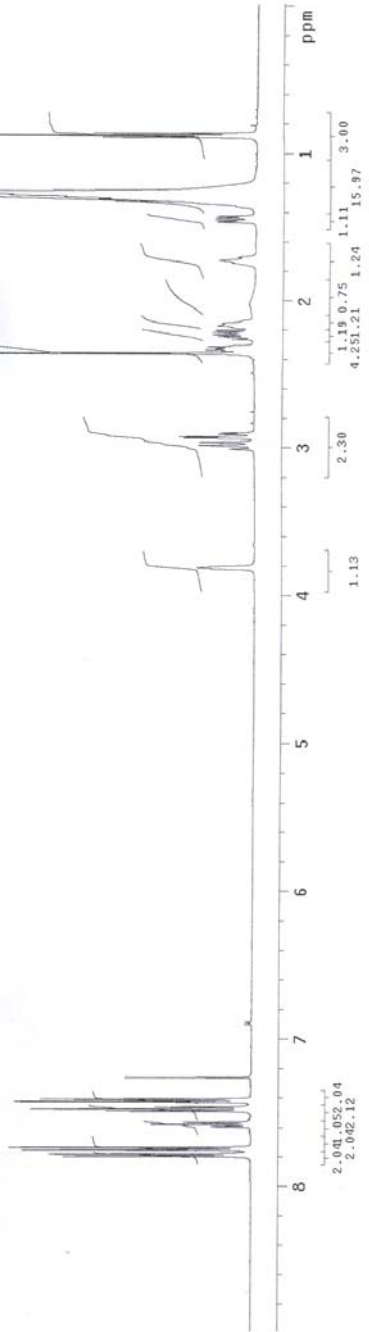
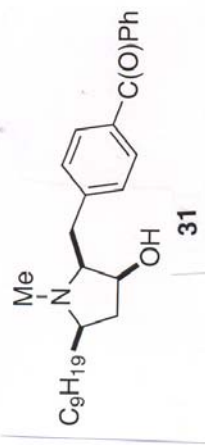


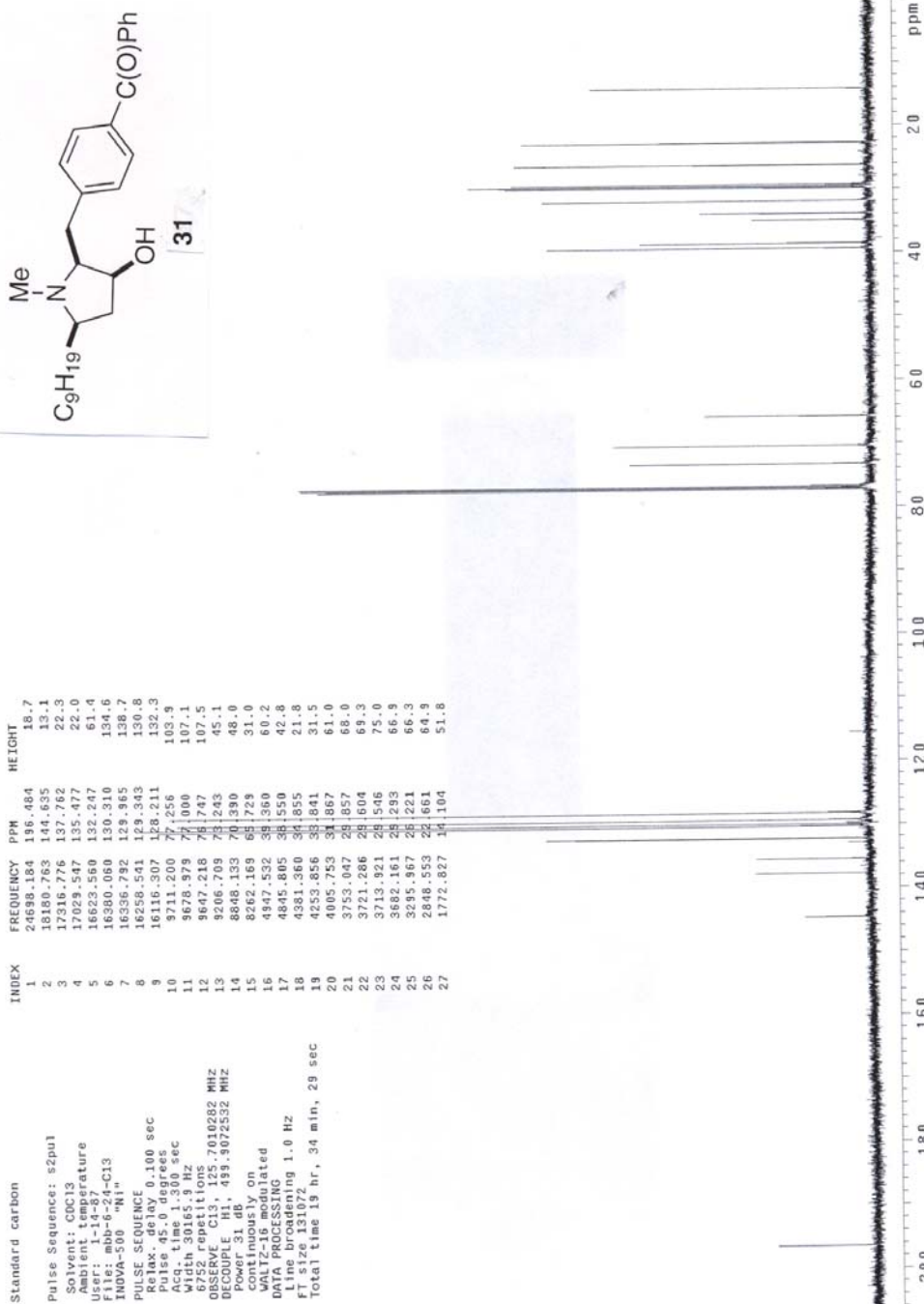




Standard proton


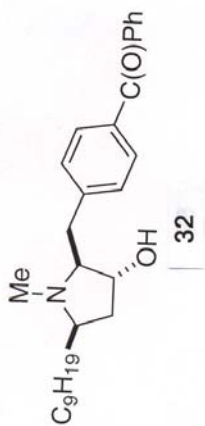
Pulse Sequence: s2pul
 Solvent: CDCl3
 Acquisition Date: 11/11/04
 File: mbb-6-24-HMR
 INOVA-500 "H1"
 PULSE SEQUENCE
 Relax. delay 0.500 sec
 Pulse 45.0 degrees
 Width 12.000 sec
 Width 798.4 Hz
 16 repetitions
 OBSERVE H1, 499.9042603 MHz
 DATA PROCESSING
 FT size 65536
 Total time 1 min, 3 sec

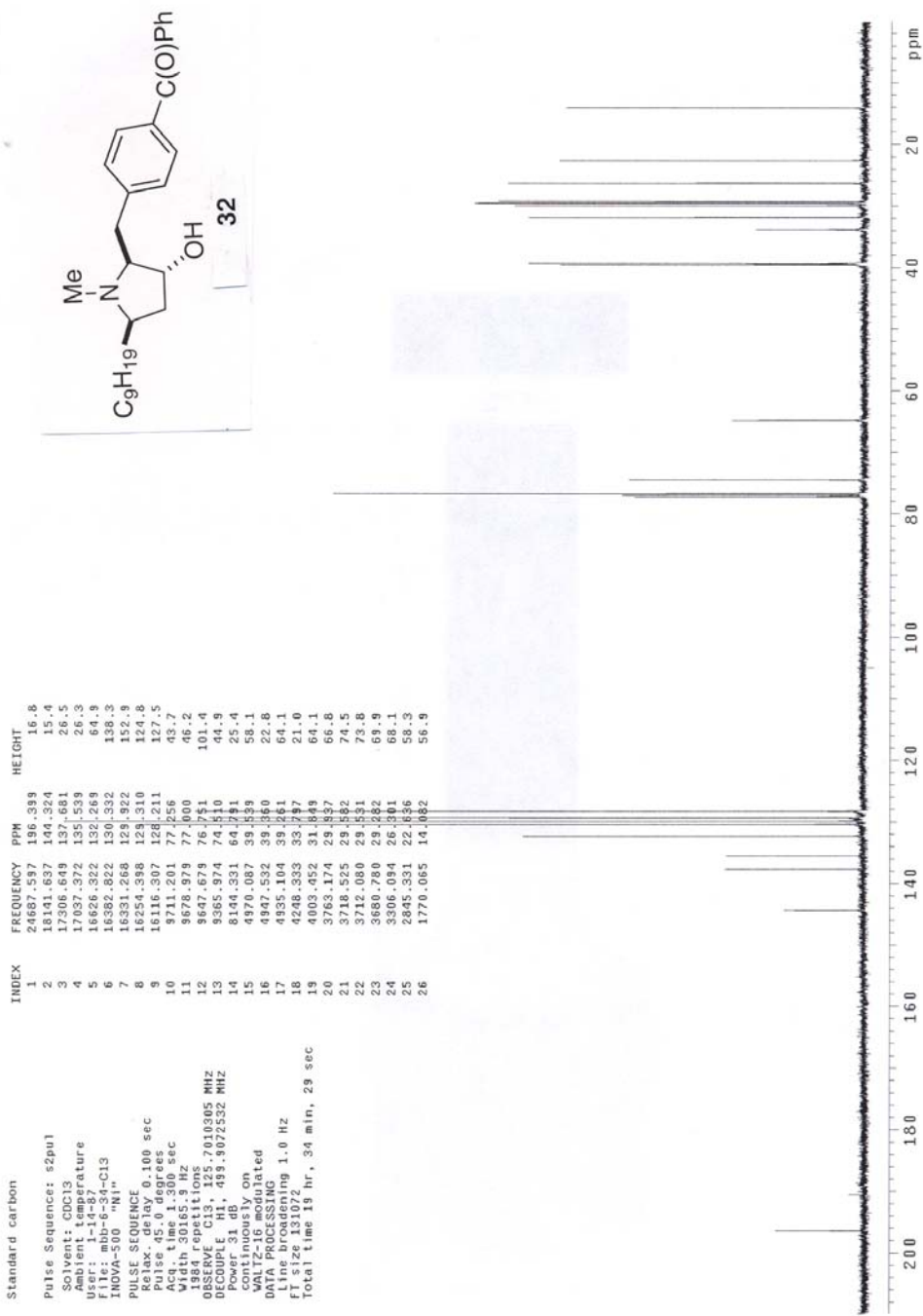




Standard proton


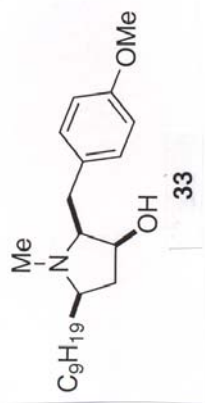
Pulse Sequence: s2pul
 Solvent: CDCl3
 Acquisition Date: 11/11/03
 File: mbb-6-34-HMR
 INOVA-500 "H1"
 PULSE SEQUENCE
 Relax. delay 0.500 sec
 Pulse 45.0 degrees
 Width 12.000 sec
 Width 7988.4 Hz
 8 repetitions
 OBSERVE H1, 499.9042608 MHz
 DATA PROCESSING
 FT size 65536
 Total time 1 min, 3 sec

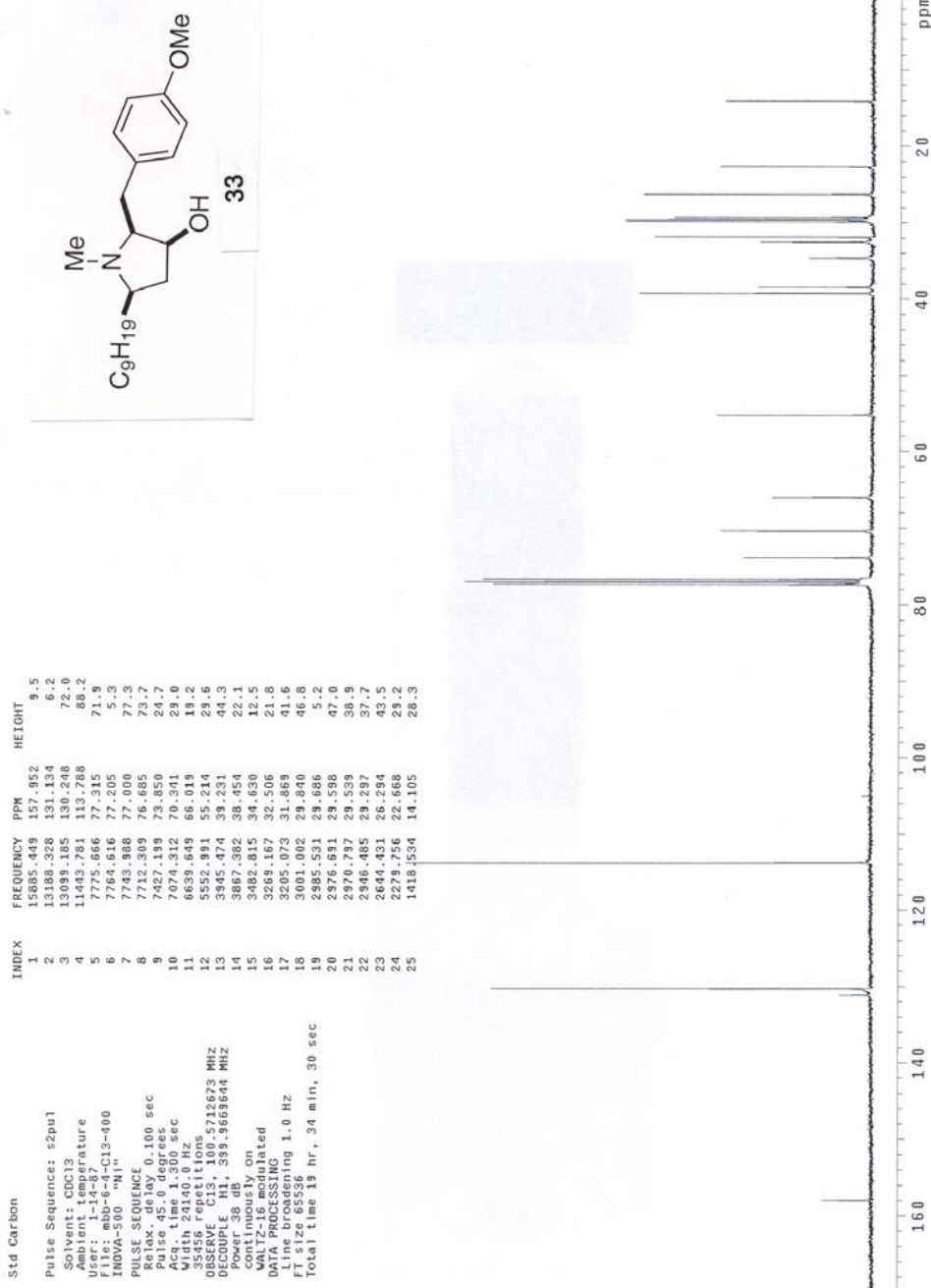




Std proton

Pulse Sequence: s2pu1
 Solvent: CDCl3
 Acquisition Date: 11/11/03
 File: mbb-6-2-co-fl
 INOVA-500 "1H"
 PULSE SEQUENCE
 Relax. delay 0.100 sec
 Pulse 45.0 degrees
 Acq. time 0.080 sec
 Width 6399.5 Hz
 16 repetitions
 OBSERVE H1, 399.3649489 MHz
 DATA PROCESSING
 FT size 65536
 Processing time 0.2 Hz
 Total time 1 min, 4 sec





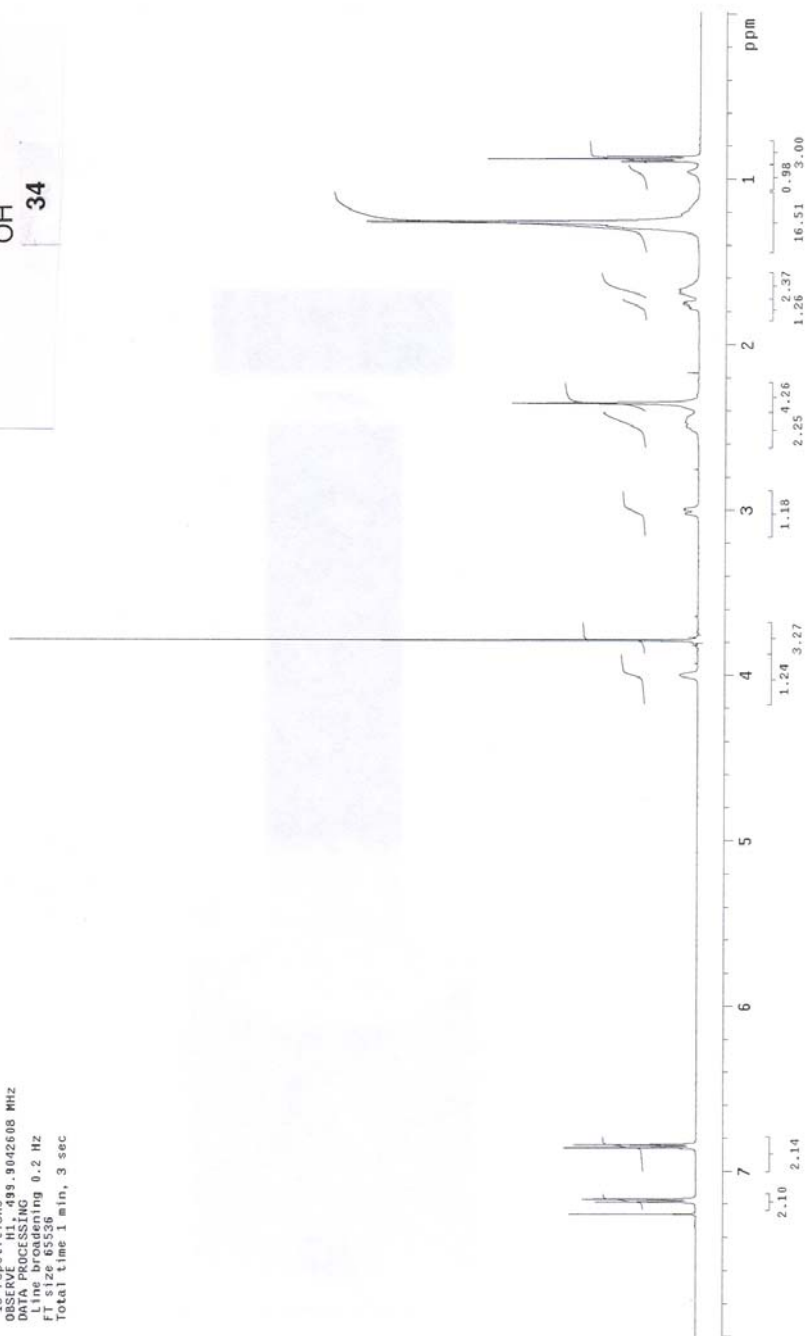
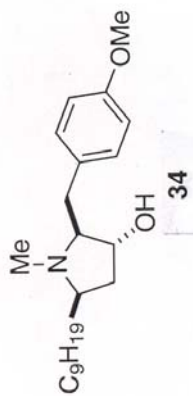
Std Carbon

Pulse Sequence: s2pu1
 Solvent: CDCl3
 User: j-14-87
 File: mbb-6-4-C13-400
 INOVA-500 "N1"

PULSE SEQUENCE
 Relax. delay 0.100 sec
 Pulse prog zgpg30
 Acq time 1.300 sec
 Width 24140.0 Hz
 35456 repetitions
 OBSERVE C13, 100.5712673 MHz
 POWER S8 dB
 continuously on
 WALTZ-16 modulated
 DATA PROCESSING
 FT size 65536
 Total time 19 hr, 34 min, 30 sec

Standard proton

Pulse Sequence: s2pul
 Solvent: CDCl3
 Acquisition Temperature:
 File: mbb-6-16-co-f86-90-HMR
 INOVA-500 "1H"
 PULSE SEQUENCE
 Relax. delay 0.500 sec
 Pulse, 45.0 degrees
 Width 3.00 sec
 Width 798.4 Hz
 16 repetitions
 OBSERVE H1, 499.9042608 MHz
 DATA PROCESSING
 Length 0.2 Hz
 FT size 65536
 Total time 1 min, 3 sec



Standard carbon

Pulse Sequence: s2pul

Solvent: CDCl3

Shimadzu

User: mmi-14-85/rature

File: mbb-6-16-C13-500

INOVA-500 "N1"

PULSE SEQUENCE

Relax. delay 0.100 sec

Use 0.300 sec

Acq. time 1.300 sec

Width 30165.9 Hz

25920 repetitions

DESCRIBE C13, 125.7010273 MHz

Power 31 dB

continuously on

WALTZ-16 modulated

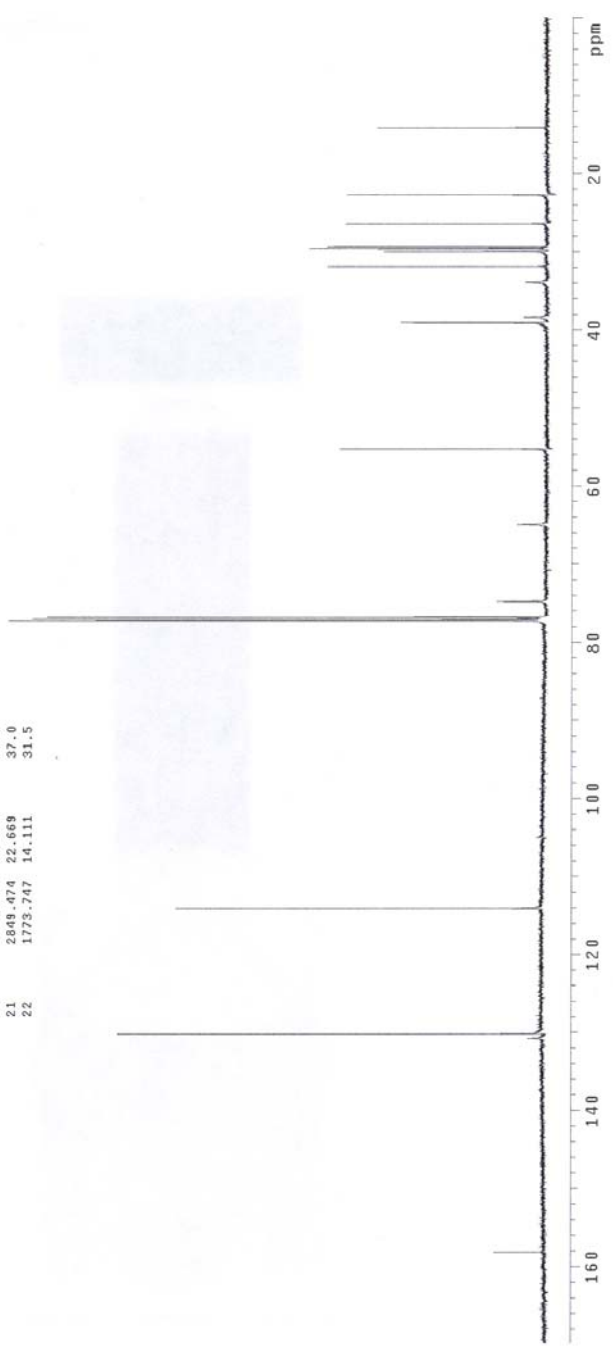
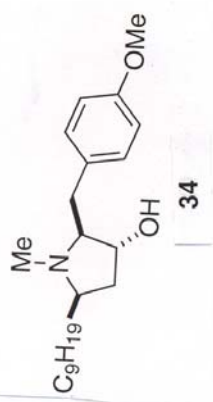
DATA PROCESSING

Time averaging 1.0 Hz

FT size 131072

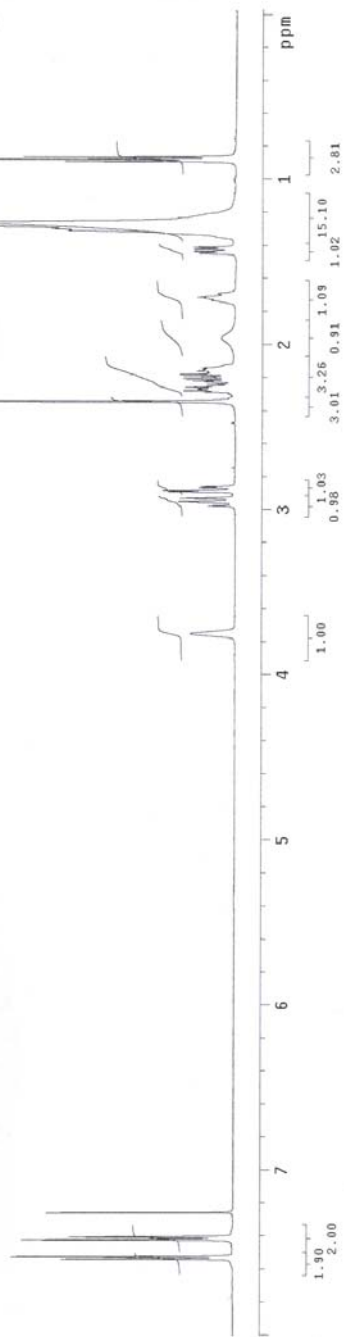
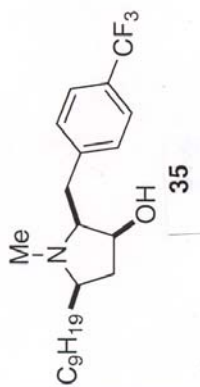
Total time 19 hr, 34 min, 29 sec

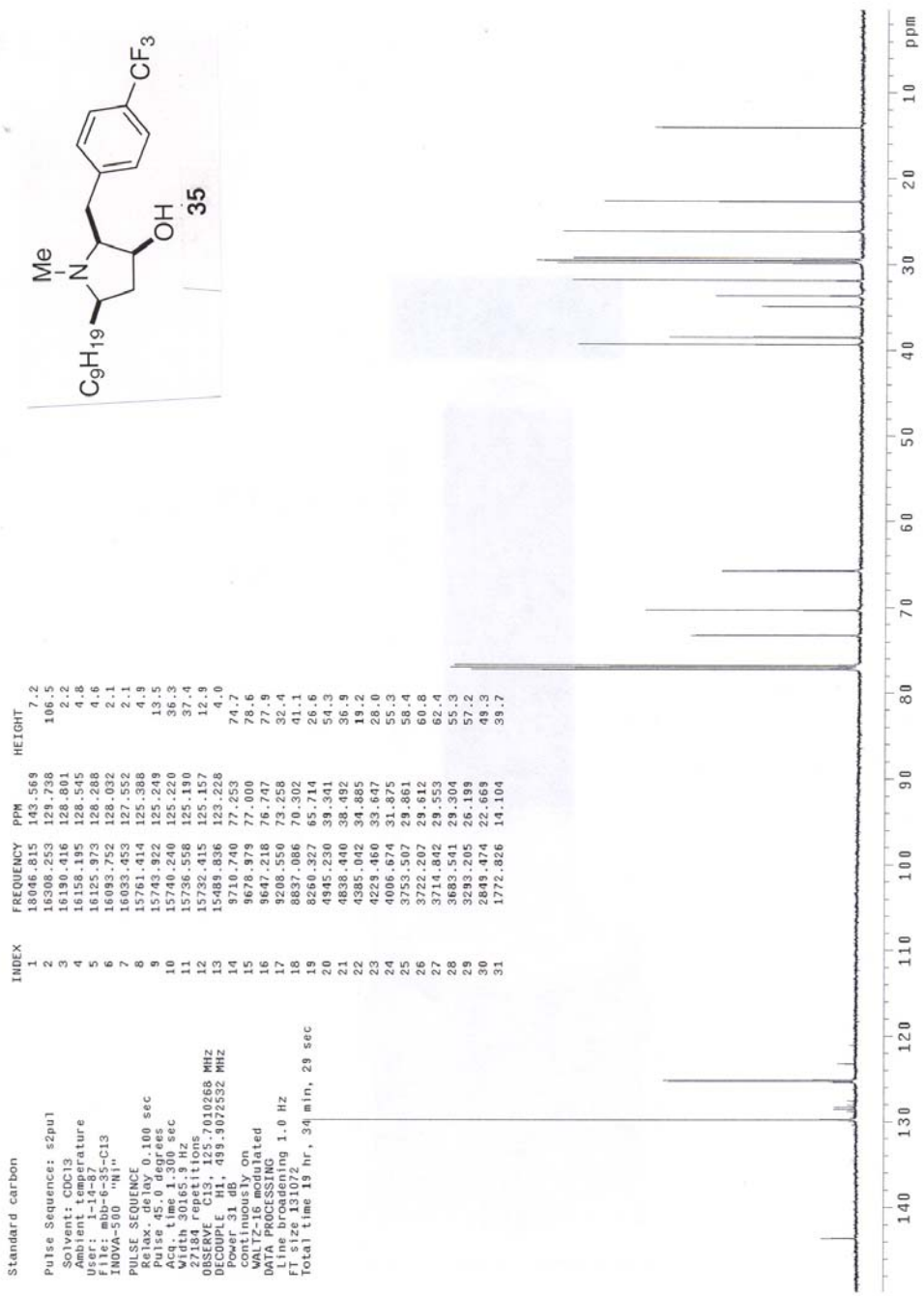
INDEX	FREQUENCY PPM	HEIGHT
1	19878.056	158.122
2	16434.836	130.745
3	16362.108	130.167
4	14335.387	114.044
5	9711.200	77.256
6	9678.979	77.000
7	9647.218	76.747
8	9397.734	74.763
9	8162.283	64.934
10	6941.101	55.219
11	4812.549	39.081
12	4805.184	39.023
13	4821.409	38.356
14	4255.237	33.852
15	4007.134	31.878
16	3765.015	29.952
17	3720.366	29.597
18	3714.842	29.553
19	3684.922	29.315
20	3317.141	26.389
21	2849.474	22.669
22	1773.747	14.111



Standard proton


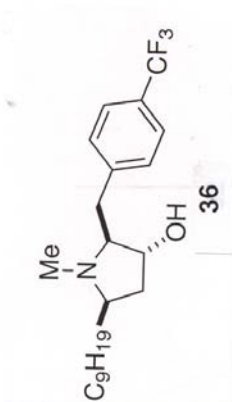
Pulse Sequence: s2pu1
 Solvent: CDCl3
 Acquisition Temperature: 300.2 K
 File: mbb-6-35-HMR
 INOVA-500 "1H"
 PULSE SEQUENCE
 Relax. delay 0.500 sec
 Pulse 45.0 degrees
 Acq. time 0.00 sec
 Width 7998.4 Hz
 8 repetitions
 OBSERVE H1, 499.9042608 MHz
 DATA PROCESSING
 FT size 65536
 Total time 1 min, 3 sec

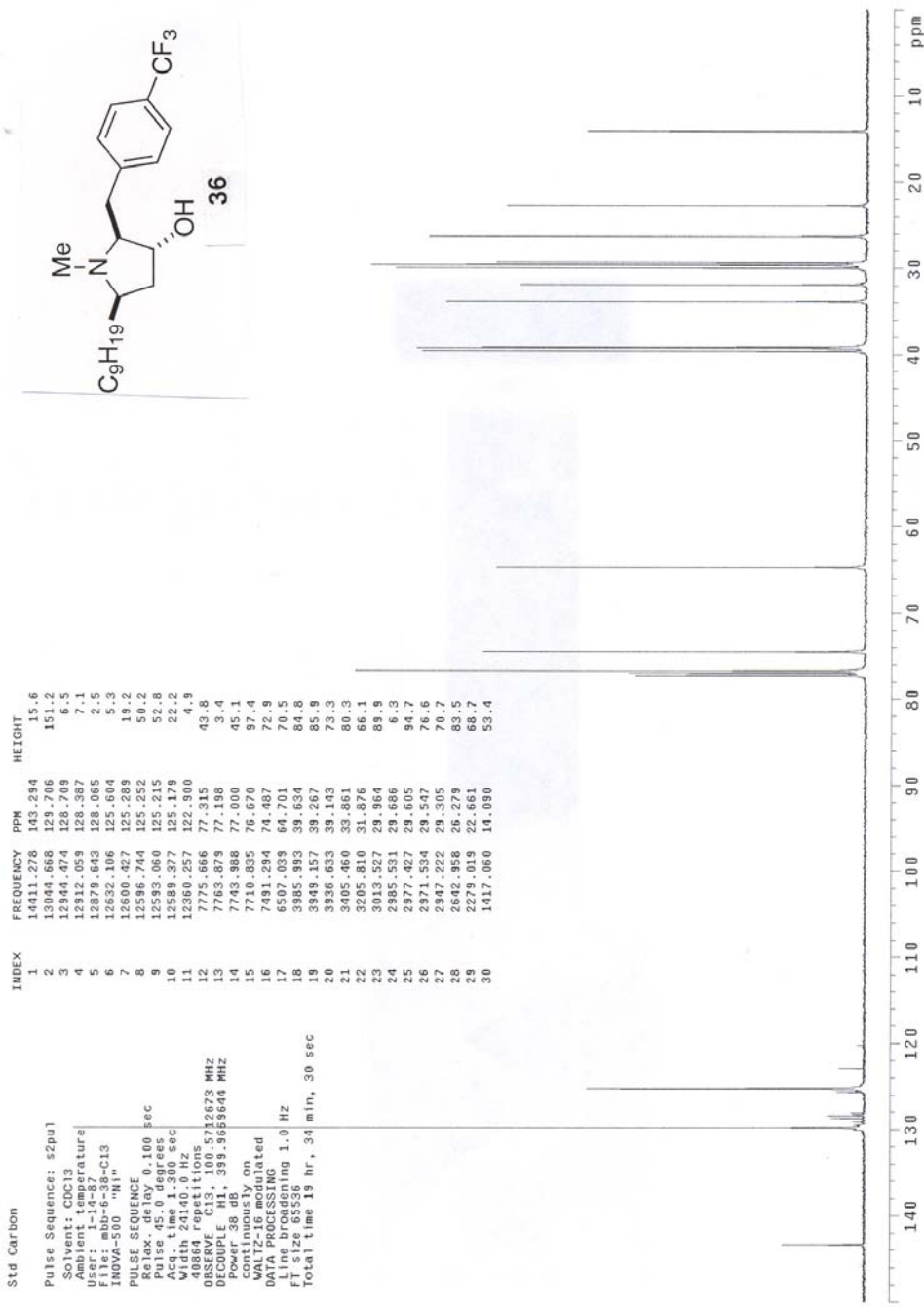




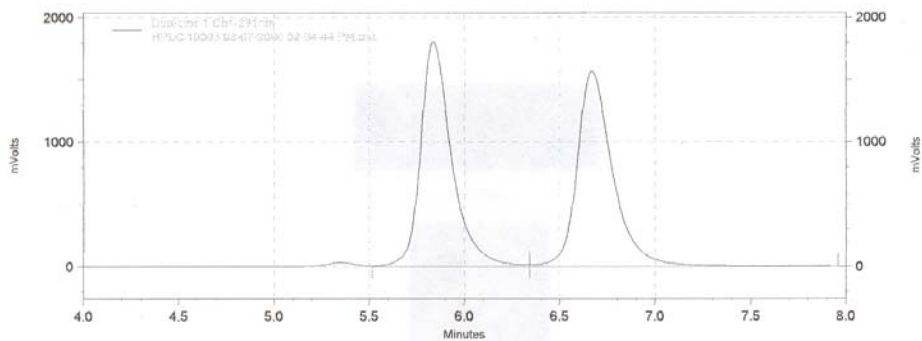
Std proton

Pulse Sequence: s2p01
 Solvent: CDCl3
 Absorbance: 0.100
 File: mbb-6-38-HNMR
 INOVA-500 "H1"
 PULSE SEQUENCE
 Relax. delay 0.100 sec
 Pulse MS 9 degrees
 Width 6399.5 Hz
 16 repetitions
 OBSERVE H1, 399.9649489 MHz
 DATA PROCESSING
 FT size 65556
 Total time 1 min, 4 sec



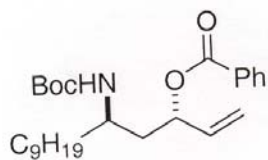


Data: C:\CLASS-VP\Enterprise\Projects\Default\Data\Bertrand Data\HPLC.10003
03-07-2006 02-04-44 PM.dat



Detector 1 Ch1-231nm
Results

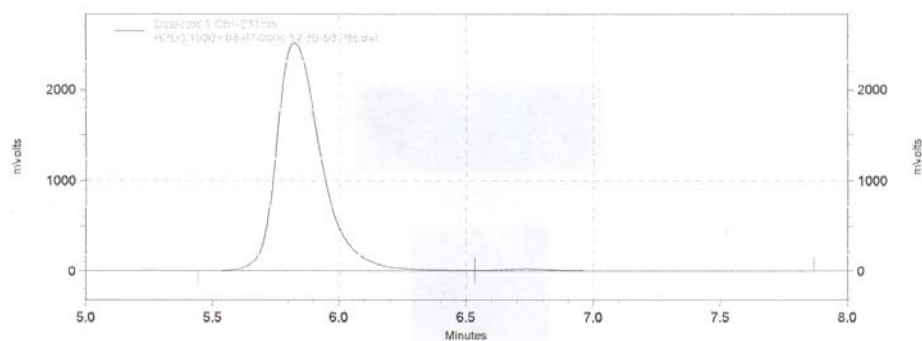
Retention Time	Area	Area Percent
5.833	20480115	50.294
6.667	20241074	49.706
Totals	40721189	100.000



Derivative of racemic **9**

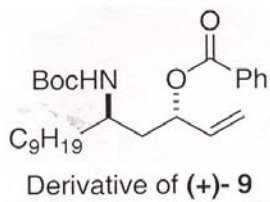
HPLC trace (231 nm)
Chiral column (R,R) WHELK-O (Regis Tech.)
Solvent system= 5 % isopropanol/hexanes
Flow rate = 1 mL/min

Data: C:\CLASS-VP\Enterprise\Projects\Default\Data\Bertrand Data\HPLC.10003
03-07-2006 12:59:50 PM.dat



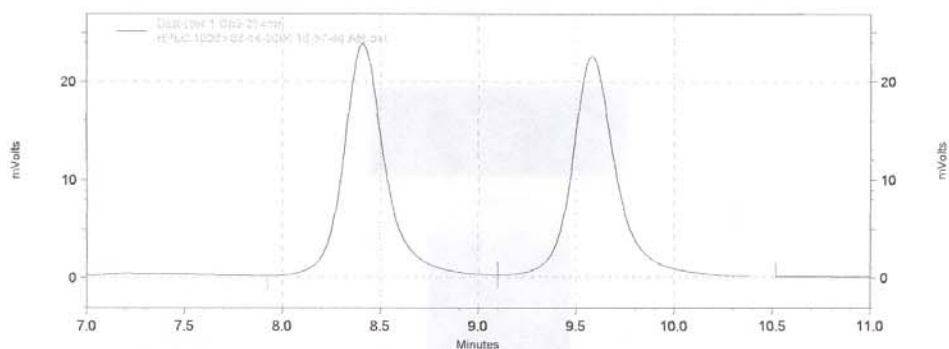
Detector 1 Ch1-231nm
Results

Retention Time	Area	Area Percent
5.825	30882444	98.595
6.733	440201	1.405
Totals	31322645	100.000



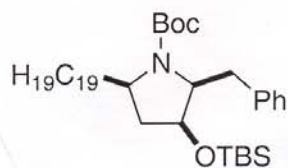
HPLC trace (231 nm)
Chiral column (R,R) WHELK-O (Regis Tech.)
Solvent system= 5 % isopropanol/hexanes
Flow rate = 1 mL/min

Data: C:\CLASS-VP\Enterprise\Projects\Default\Data\Bertrand Data\HPLC.10003
03-14-2006 10:57:46 AM.dat



Detector 1 Ch2-254nm
Results

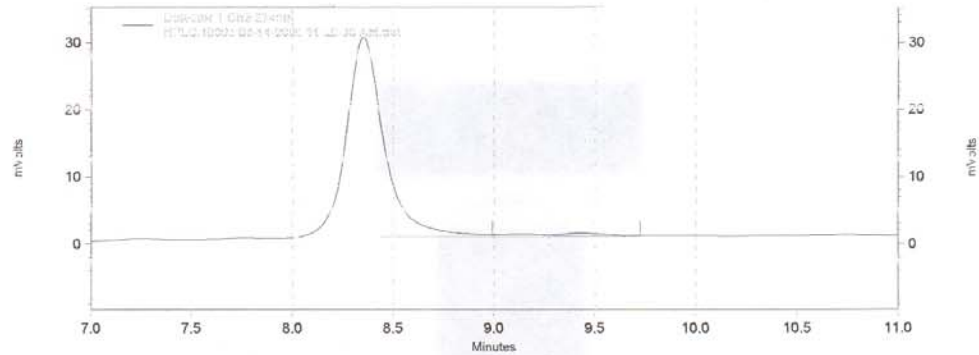
Retention Time	Area	Area Percent
8.408	355240	50.115
9.575	353609	49.885
Totals	708849	100.000



Racemic 11

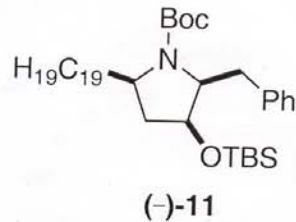
HPLC trace (254 nm)
Chiral column (R,R) WHELK-O (Regis Tech.)
Solvent system= 2.5 % isopropanol/hexanes
Flow rate = 0.5 mL/min

Data: C:\CLASS-VP\Enterprise\Projects\Default\Data\Bertrand Data\HPLC.10003
03-14-2006 11-26-36 AM.dat



Detector 1 Ch2-254nm
Results

Retention Time	Area	Area Percent
8.350	391868	98.086
9.433	7648	1.914
Totals	399516	100.000



HPLC trace (254 nm)
Chiral column (R,R) WHELK-O (Regis Tech.)
Solvent system= 2.5 % isopropanol/hexanes
Flow rate = 0.5 mL/min