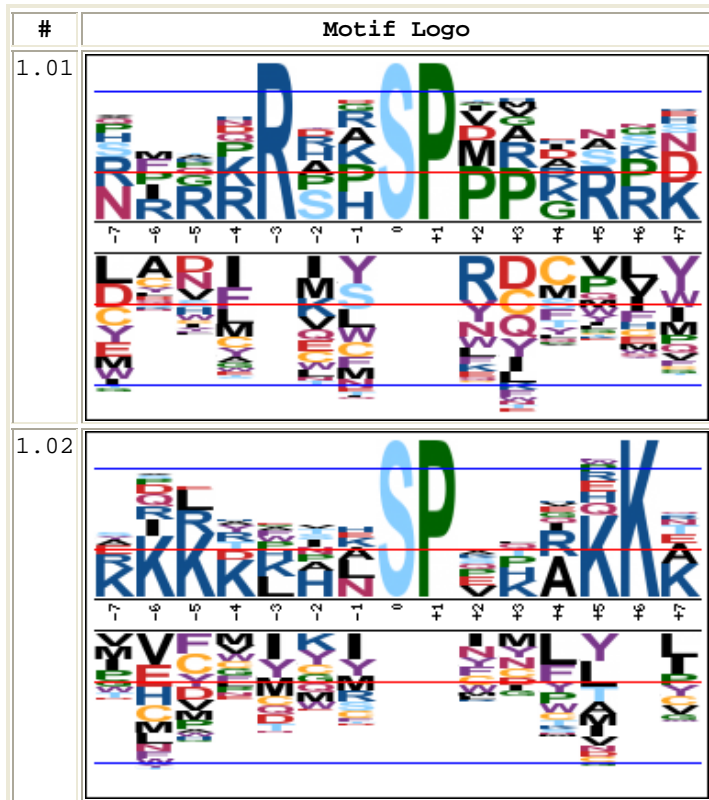


xxxxmotif-xxxxx


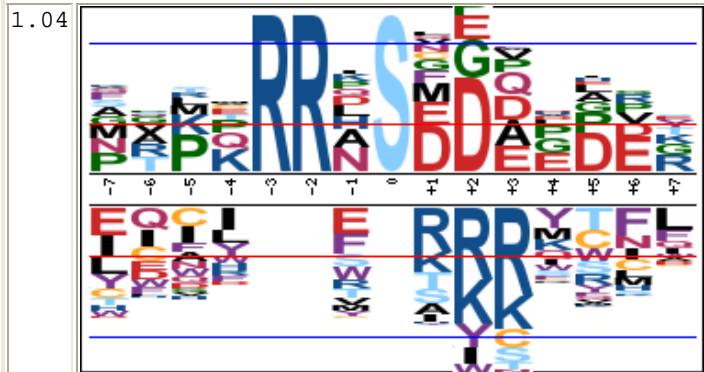

v1.2 10.05.06

Supplementary Table 2 Fly Serine and Threonine Phosphorylation Motifs

Serine Phosphorylation Motifs




#	Motif	Motif Score	Foreground Matches	Foreground Size	Background Matches	Background Size	Fold Increase	-Log(P) Value
1.01R..SP.....	371.60	296	8849	1870	588351	10.52	189.6028
1.02sP....K.	347.38	182	8553	1429	586481	8.73	103.4413
1.03	...K..sP.....	344.48	160	8371	1348	585052	8.30	87.8654
1.04	...RR.s.....	367.53	305	8211	2775	583704	7.81	160.2839
1.05sP.K....	342.44	144	7906	1298	580929	8.15	78.2148
1.06sP....R.	310.78	140	7762	1455	579631	7.19	69.3772
1.07	...RK.s.....	262.74	159	7622	1820	578176	6.63	73.9068
1.08sPK.....	262.05	101	7463	1000	576356	7.80	53.4291
1.09	...R..sP.....	222.00	98	7362	1053	575356	7.27	49.2825
1.10	...KR.s.....	227.14	165	7264	1852	574303	7.04	80.4466
1.11	.R..R.s.....	214.38	137	7099	1947	572451	5.67	56.0459
1.12	K.....sP.....	194.01	80	6962	896	570504	7.32	40.5855
1.13	...R..s.....	161.15	847	6882	24329	569608	2.88	161.1541
1.14	...R.s.....	177.05	841	6035	24807	545279	3.06	177.0504
1.15P.sP.....	184.35	122	5194	1892	520472	6.46	55.8926
1.16sP.....	128.66	581	5072	18590	518580	3.20	128.6569
1.17sDDE....	178.43	67	4491	312	499990	23.91	65.9732
1.18sD.E....	112.55	159	4424	2305	499678	7.79	83.9669
1.19	...K..s.....	54.45	476	4265	25435	497373	2.18	54.4501
1.20sDDD....	80.04	39	3789	248	471938	19.59	35.5644
1.21s.DE....	56.40	89	3750	1878	471690	5.96	38.4486
1.22sD.D....	63.96	102	3661	1883	469812	6.95	49.7566



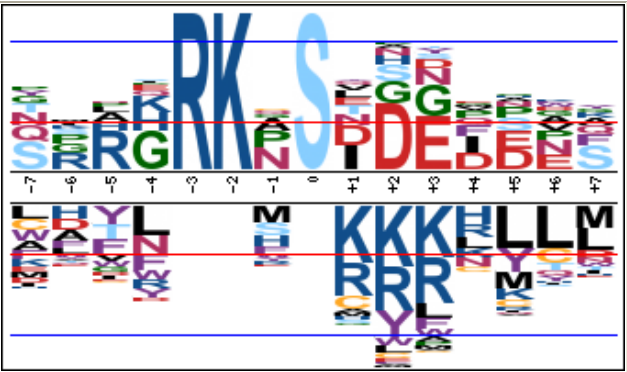
1.23	<u>.K.....s.....</u>	25.80	322	3559	22463	467929	1.88	25.7987
1.24	<u>K.....s.....</u>	24.43	301	3237	21912	445466	1.89	24.4269
1.25	<u>...R...s.....</u>	21.90	262	2936	19803	423554	1.91	21.8956
1.26	<u>.....Ds.....</u>	19.34	237	2674	18955	403751	1.89	19.3367
1.27	<u>.....Gs.....</u>	18.05	322	2437	30679	384796	1.66	18.0538
1.28	<u>.....s.....K..</u>	12.26	180	2115	17127	354117	1.76	12.2599
1.29	<u>.....sL.....</u>	11.54	266	1935	30145	336990	1.54	11.5408
1.30	<u>.....s.....</u>	0.00	1669	1669	306845	306845	1.00	0.0000

Motif search time: 1 minute, 55 seconds


1.06




1.07



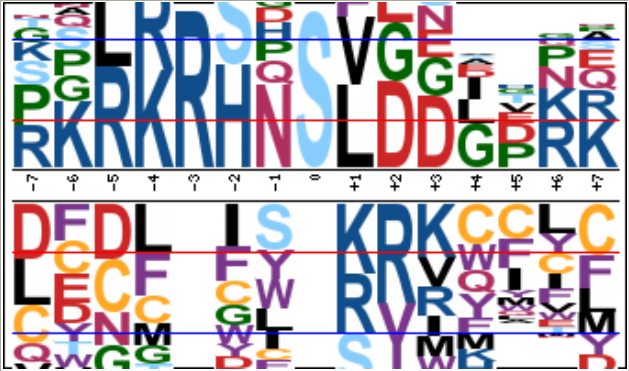
1.08



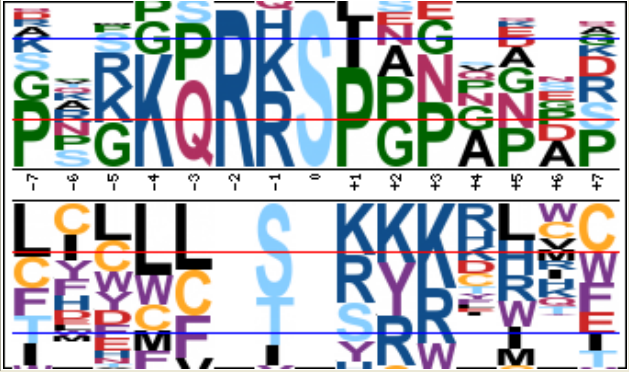
1.12




1.13



1.14



1.15



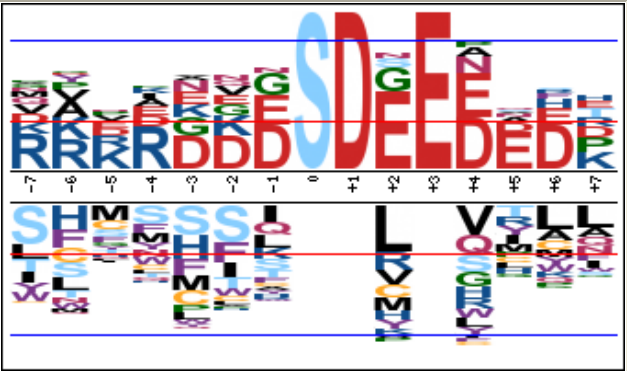
1.16



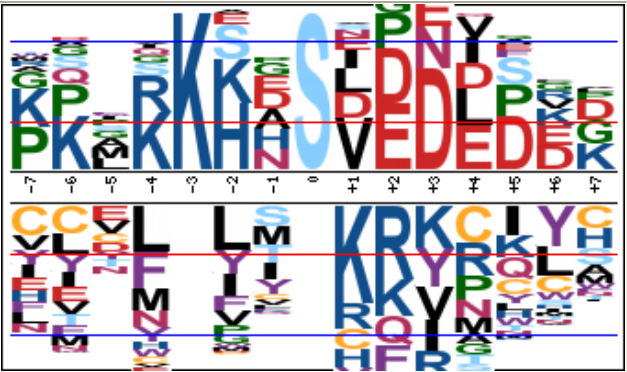
1.17



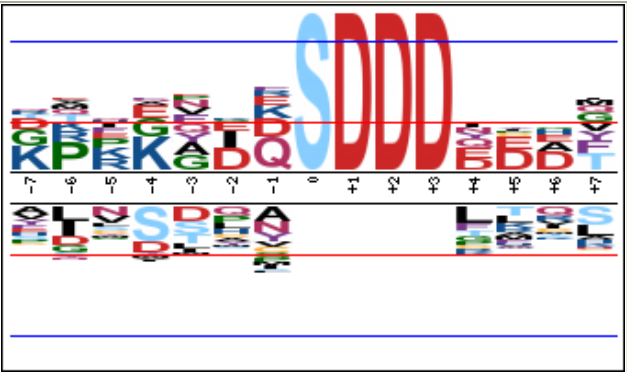
1.18




1.19



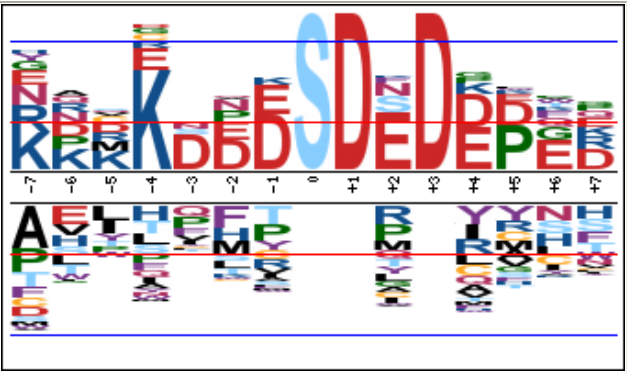
1.20



1.21



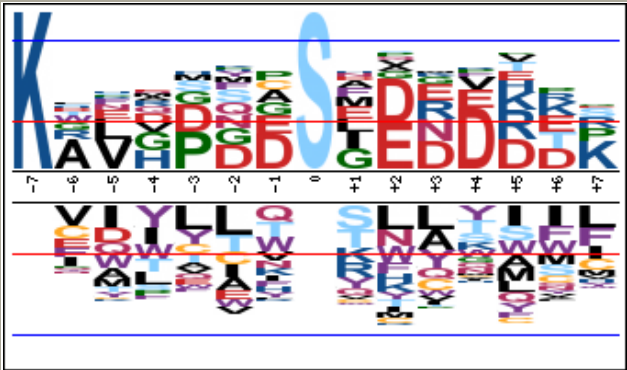
1.22



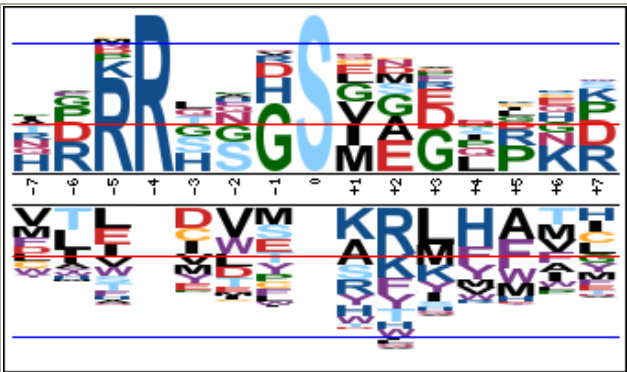
1.23



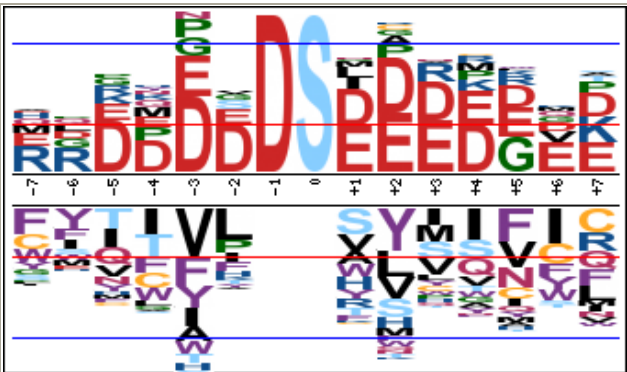
1.24



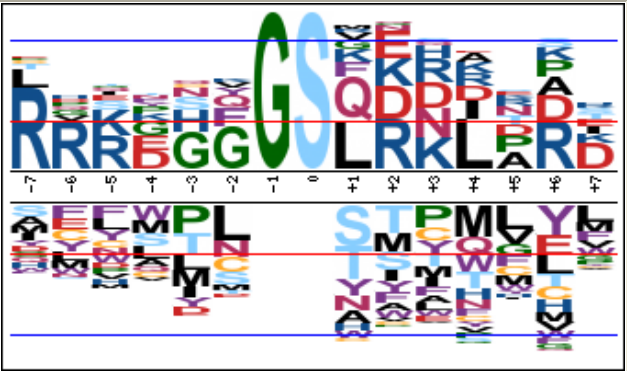
1.25



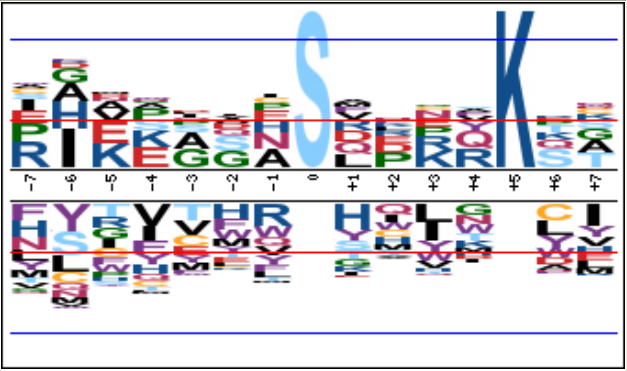
1.26



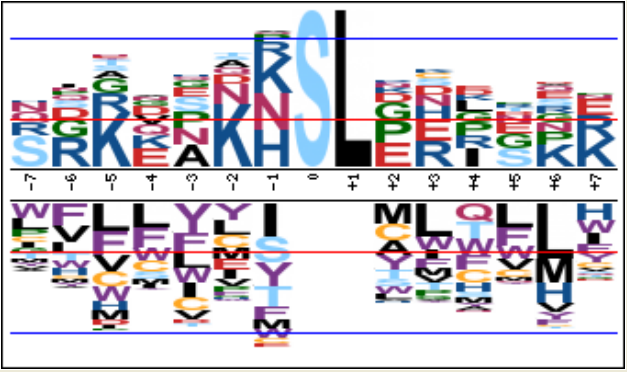
1.27



1.28



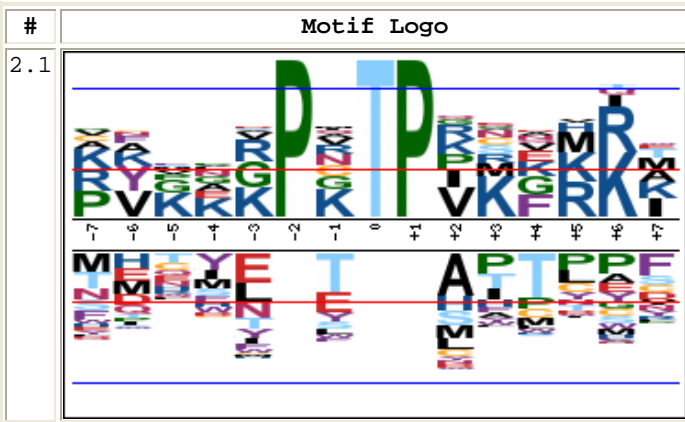
1.29



1.30




Threonine Phosphorylation Motifs




#	Motif	Motif Score	Foreground Matches	Foreground Size	Background Matches	Background Size	Fold Increase	-Log(P) Value
2.1	<u>.....P.tP.....</u>	244.60	146	2485	2756	402847	8.59	83.2322
2.2	<u>.....tPP.....</u>	176.50	109	2339	2169	400091	8.60	62.2423
2.3	<u>.....tP.....</u>	114.40	438	2230	22364	397922	3.49	114.4047
2.4	<u>...RR.t.....</u>	57.99	58	1792	1466	375558	8.29	32.6704
2.5	<u>...KR.t.....</u>	39.28	47	1734	1203	374092	8.43	26.9158
2.6	<u>...R.t.....</u>	18.36	165	1687	17164	372889	2.12	18.3572
2.7	<u>...R.t.....</u>	14.17	137	1522	15618	355725	2.05	14.1667
2.8	<u>.....t.....</u>	0.00	1385	1385	340107	340107	1.00	0.0000

Motif search time: 34 seconds


2.2



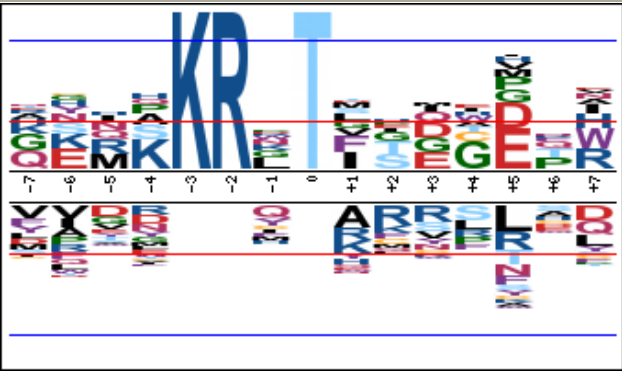
2.3



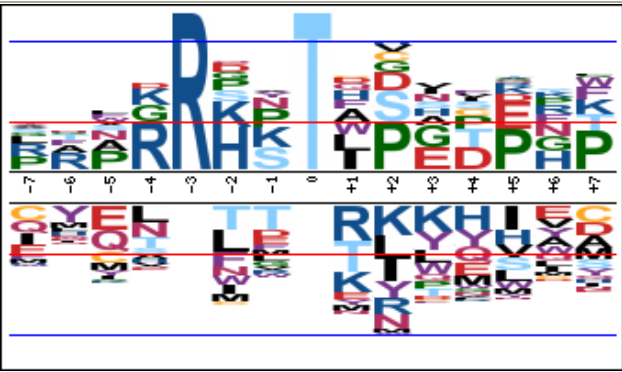
2.4



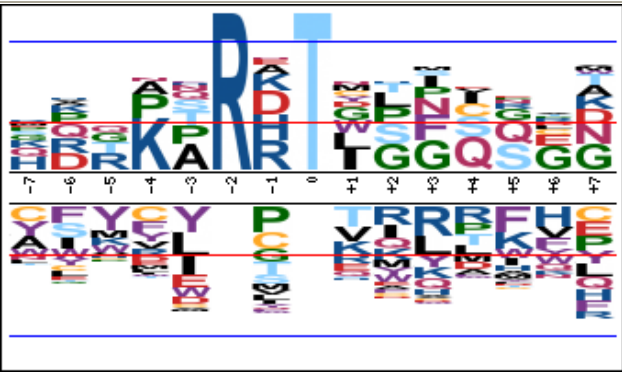
2.5



2.6



2.7



2.8

