


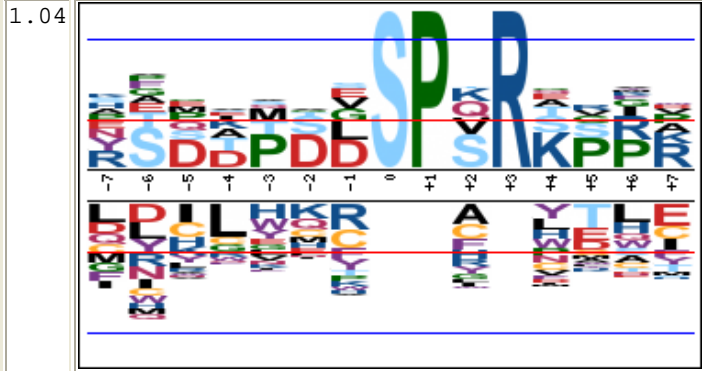
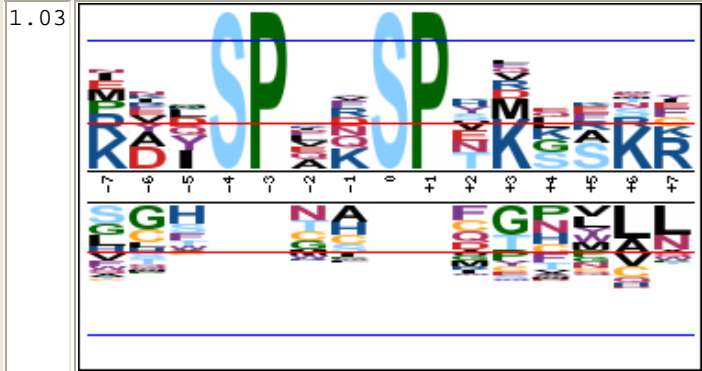
# xxxxmotif-xxxxx

v1.2 10.05.06

## Supplementary Table 3 Mouse Serine and Threonine Phosphorylation Motifs

### Serine Phosphorylation Motifs

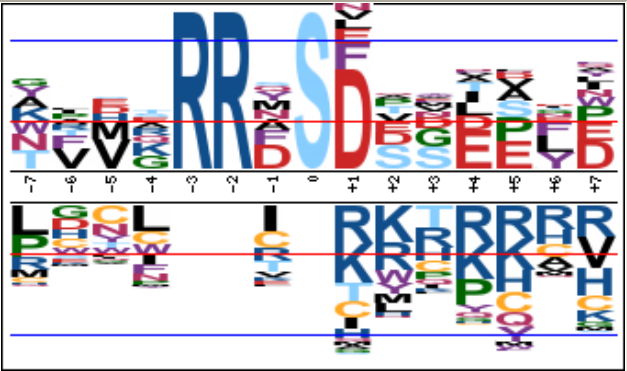
#	Motif Logo	#	Motif	Motif Score	Foreground Matches	Foreground Size	Background Matches	Background Size	Fold Increase	-Log(P) Value
1.01		1.01	<u>....R..SP.....</u>	346.57	253	6887	4666	1078019	8.49	141.1840
		1.02	<u>.....P.SP.....</u>	346.36	347	6634	7745	1073353	7.25	173.1970
		1.03	<u>...SP..SP.....</u>	348.47	89	6287	1110	1065608	13.59	66.6235
		1.04	<u>.....SP.R....</u>	334.20	132	6198	3165	1064498	7.16	65.3963
		1.05	<u>.....SP.....</u>	324.00	1289	6066	58838	1061333	3.83	324.0000
		1.06	<u>...RR.S.....</u>	342.36	215	4777	4651	1002495	9.70	131.6500
		1.07	<u>...RS.S.....</u>	234.82	214	4562	6672	997844	7.02	104.4926
		1.08	<u>.....SD.E.E..</u>	325.94	83	4348	518	991172	36.53	96.3077
		1.09	<u>.....SD.E....</u>	229.74	184	4265	3788	990654	11.28	123.7562
1.02		1.10	<u>...RT.S.....</u>	147.85	92	4081	3271	986866	6.80	44.1591
		1.11	<u>.....SEE.E...</u>	145.62	50	3989	682	983595	18.08	43.6881
		1.12	<u>...R..S.D.....</u>	118.50	68	3939	1917	982913	8.85	39.6652
		1.13	<u>.....DSE.E...</u>	151.96	50	3871	501	980996	25.29	50.6522
		1.14	<u>.....SDED....</u>	125.54	40	3821	345	980495	29.75	43.4221
		1.15	<u>...R..S.....</u>	80.12	443	3781	41272	980150	2.78	80.1171
		1.16	<u>.....S.DE....</u>	100.29	93	3338	2742	938878	9.54	56.7288
		1.17	<u>.....S.E..E..</u>	87.08	91	3245	4610	936136	5.69	37.8402
		1.18	<u>.....SD.D....</u>	79.32	87	3154	2827	931526	9.09	51.4972
		1.19	<u>.....S.E.....</u>	52.01	397	3067	51998	928699	2.31	52.0148
		1.20	<u>.R..S..S.....</u>	58.26	85	2670	6061	876701	4.60	29.0961
		1.21	<u>.....S.DD....</u>	49.27	48	2585	2193	870640	7.37	24.9470
		1.22	<u>.....S.DS....</u>	42.94	65	2537	5010	868447	4.44	21.6289



1.23	<u>.....SE.E....</u>	42.96	63	2472	3896	863437	5.65	26.3052
1.24	<u>....S..S.....</u>	29.48	447	2409	92260	859541	1.73	29.4811
1.25	<u>.....R.S.....</u>	22.37	211	1962	39567	767281	2.09	22.3716
1.26	<u>....S.S.....</u>	26.03	337	1751	77263	727714	1.81	26.0338
1.27	<u>.....S.S..E..</u>	29.72	49	1414	4476	650451	5.04	18.7343
1.28	<u>.....DS.....</u>	14.57	135	1365	30661	645975	2.08	14.5725
1.29	<u>.....GS.....</u>	11.51	159	1230	44875	615314	1.77	11.5125
1.30	<u>.....RS.....</u>	11.14	115	1071	31043	570439	1.97	11.1430
1.31	<u>.....S..E....</u>	10.24	112	956	32915	539396	1.92	10.2441
1.32	<u>.....S.....</u>	0.00	844	844	506481	506481	1.00	0.0000

Motif search time: 3 minutes, 40 seconds

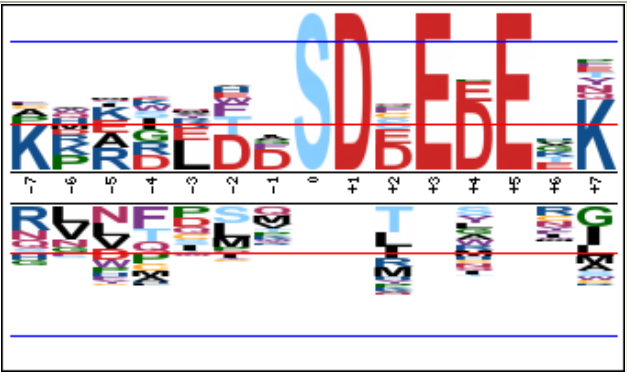
1.06



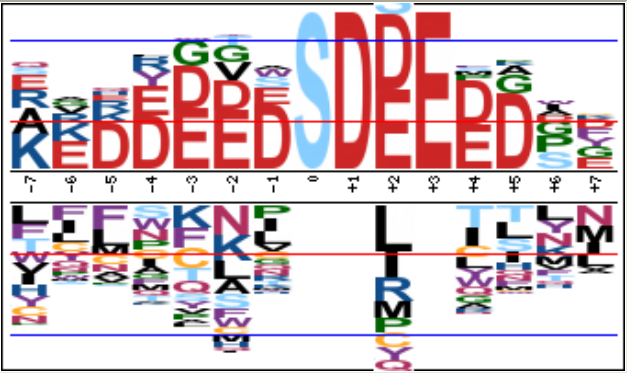
1.07



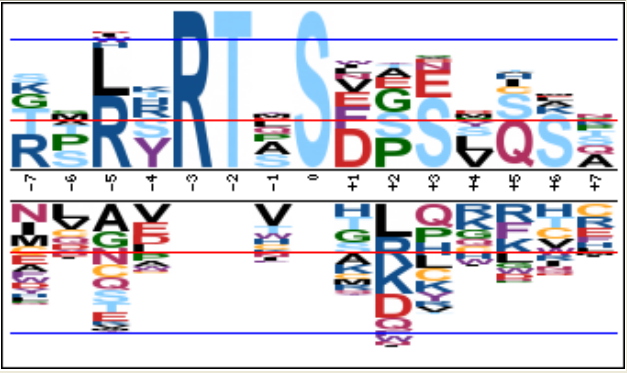
1.08



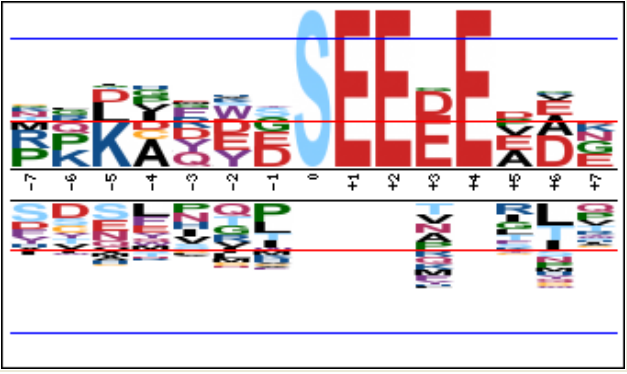
1.09



1.10



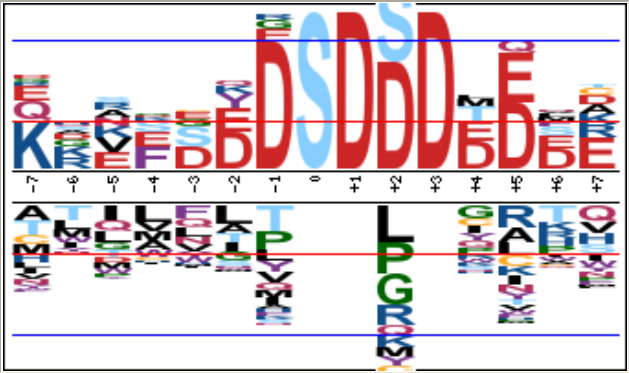
1.11







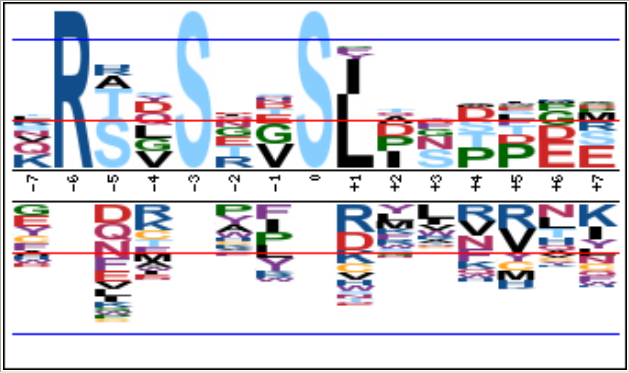
1.18



1.19



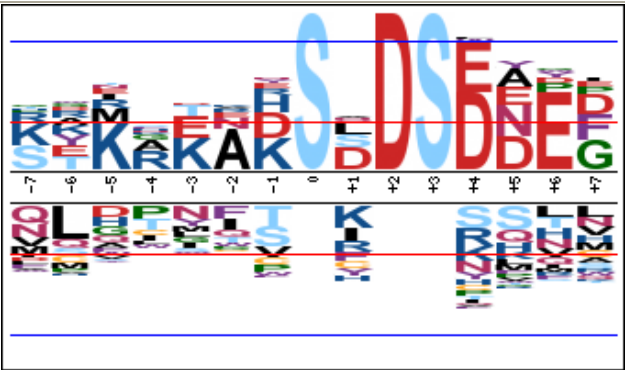
1.20



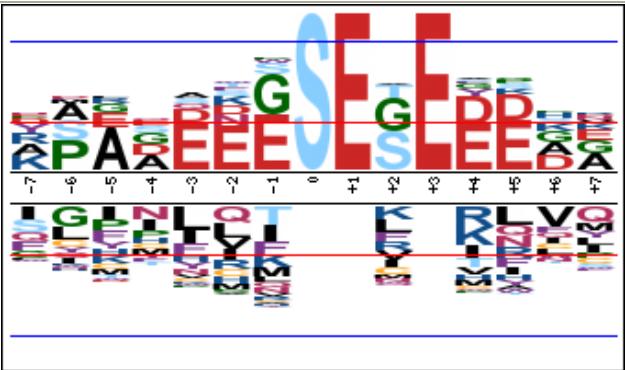
1.21



1.22

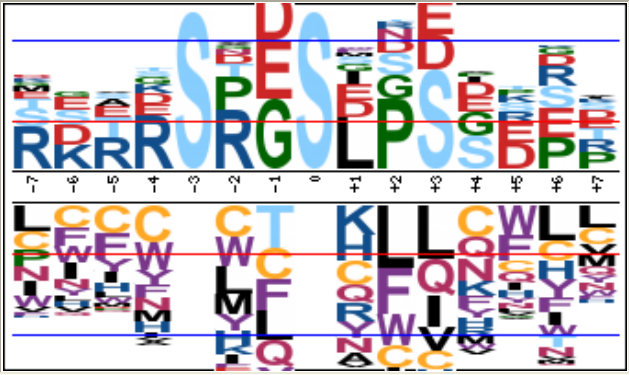


1.23

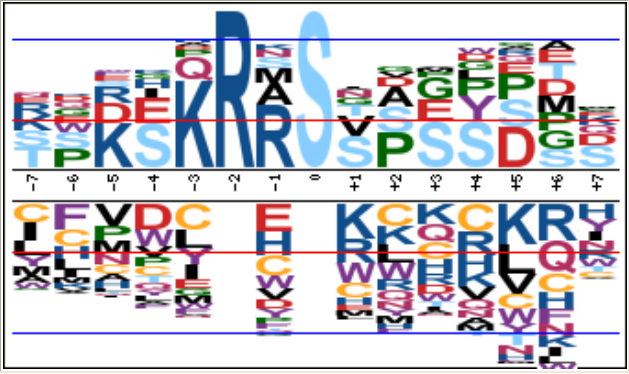




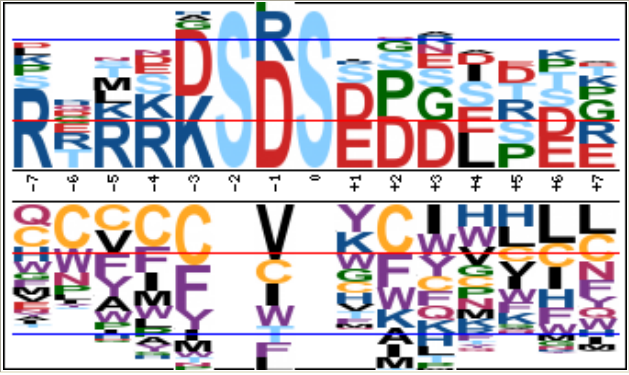
1.24



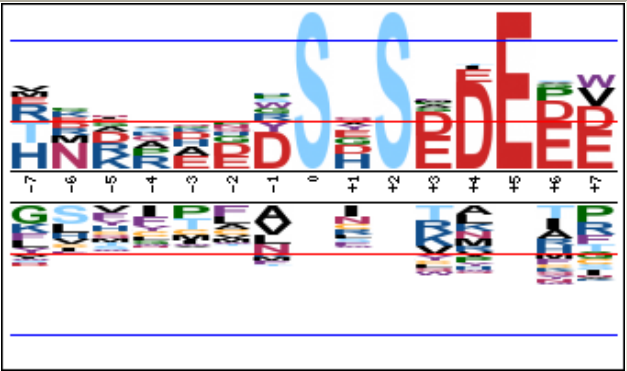
1.25



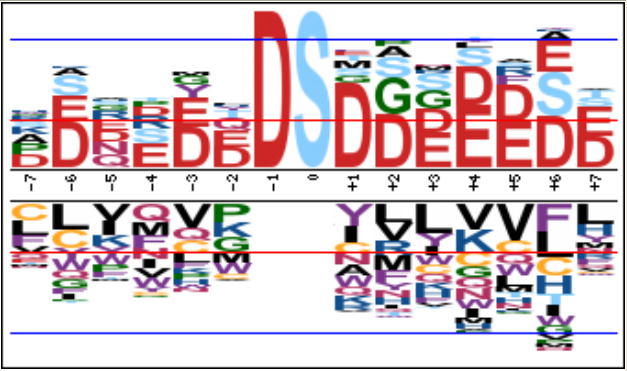
1.26



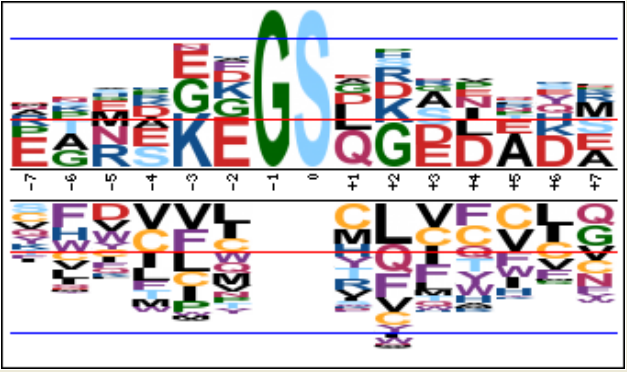
1.27



1.28




1.29





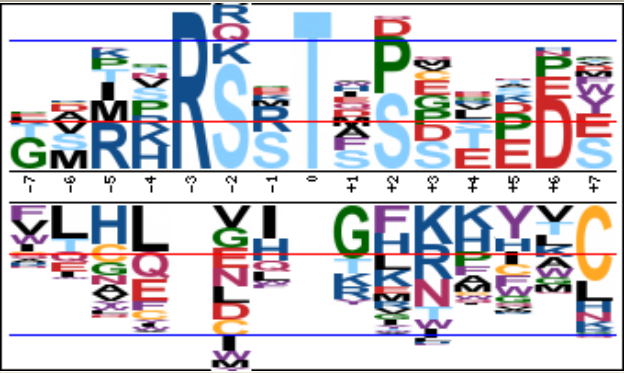
# Threonine Phosphorylation Motifs



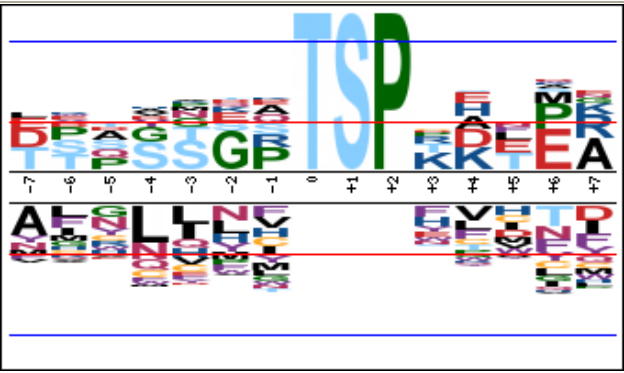
#	Motif	Motif Score	Foreground Matches	Foreground Size	Background Matches	Background Size	Fold Increase	-Log(P) Value
2.1	.....P.TP.....	257.41	146	1617	4670	686955	13.28	109.3289
2.2	.....TPP.....	166.05	87	1471	3099	682285	13.02	64.3911
2.3	.....TP.....	101.77	313	1384	37009	679186	4.15	101.7679
2.4	....R..T.....	22.93	146	1071	35078	642177	2.50	22.9347
2.5	.....TSP.....	53.85	72	925	4118	607099	11.48	50.0796
2.6	.....TD.E....	27.65	34	853	2217	602981	10.84	23.1527
2.7	.....T.S.....	12.85	141	819	54345	600764	1.90	12.8487
2.8	.....T.....	0.00	678	678	546419	546419	1.00	0.0000

Motif search time: 1 minute, 3 seconds

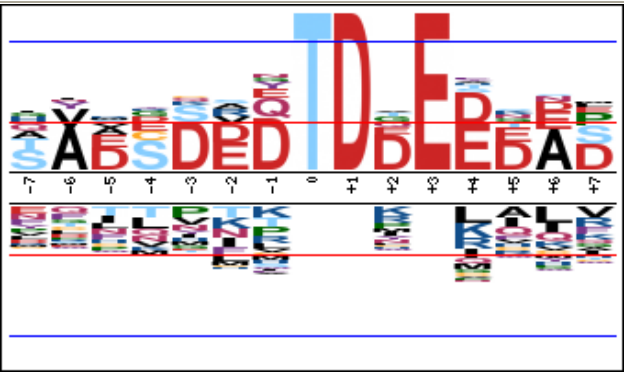
2.4



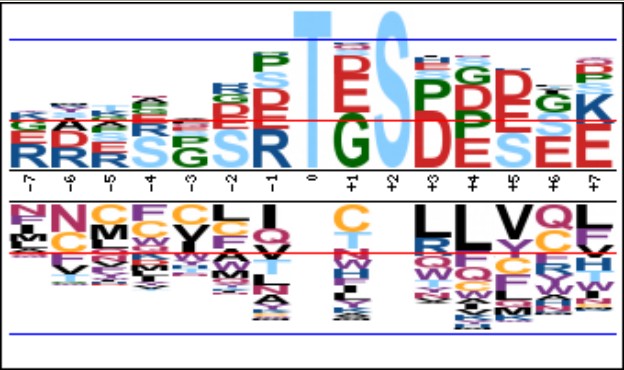
2.5



2.6



2.7



2.8

