


xxxxmotif-xxxxx

v1.2 10.05.06

Supplementary Table 5 Human Tyrosine Phosphorylation Motifs

Tyrosine Phosphorylation Motifs



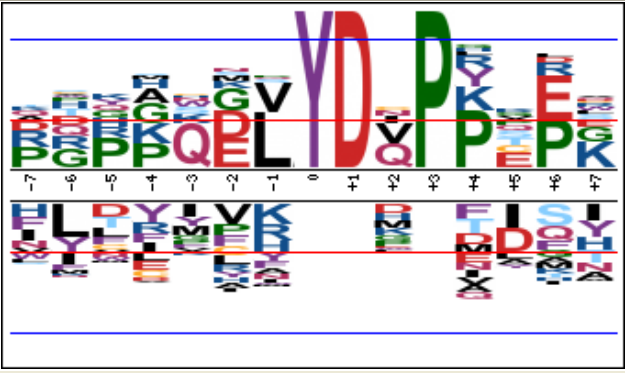
#	Motif	Motif Score	Foreground Matches	Foreground Size	Background Matches	Background Size	Fold Increase	-Log(P) Value
3.01	<u>...D..Y.....</u>	62.89	838	9524	14949	316251	1.86	62.8874
3.02	<u>...ED.Y.....</u>	67.07	116	8686	1188	301302	3.39	27.4040
3.03	<u>...E..Y.....</u>	39.75	890	8570	19668	300114	1.58	39.7484
3.04	<u>.....YD.P....</u>	47.29	70	7680	543	280446	4.71	24.4580
3.05	<u>.....YE.....</u>	32.59	694	7610	15890	279903	1.61	32.5939
3.06	<u>.....DY.....</u>	31.25	576	6916	13148	264013	1.67	31.2490
3.07	<u>...NP.Y.....</u>	31.32	67	6340	695	250865	3.81	18.7536
3.08	<u>...D..Y.....</u>	19.35	493	6273	12835	250170	1.53	19.3488
3.09	<u>.....Y..P....</u>	15.92	483	5780	13500	237335	1.47	15.9188
3.10	<u>.....YD.....</u>	14.90	383	5297	10616	223835	1.52	14.9036
3.11	<u>...E..Y.....</u>	13.85	436	4914	13014	213219	1.45	13.8475
3.12	<u>.....EY.....</u>	13.26	373	4478	11205	200205	1.49	13.2553
3.13	<u>...K..Y.....</u>	13.32	362	4105	11124	189000	1.50	13.3168
3.14	<u>...D..Y.....</u>	12.56	290	3743	8852	177876	1.56	12.5631
3.15	<u>...N..Y.....</u>	10.30	235	3453	7388	169024	1.56	10.2970
3.16	<u>...G..Y.....</u>	10.98	324	3218	11116	161636	1.46	10.9832
3.17	<u>.....Y.....</u>	0.00	2894	2894	150520	150520	1.00	0.0000

Motif search time: 43 seconds

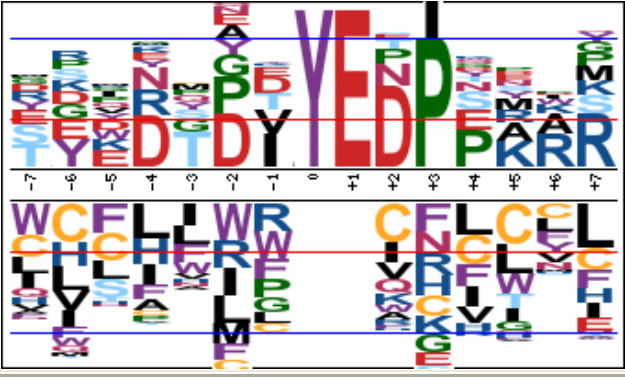
3.03



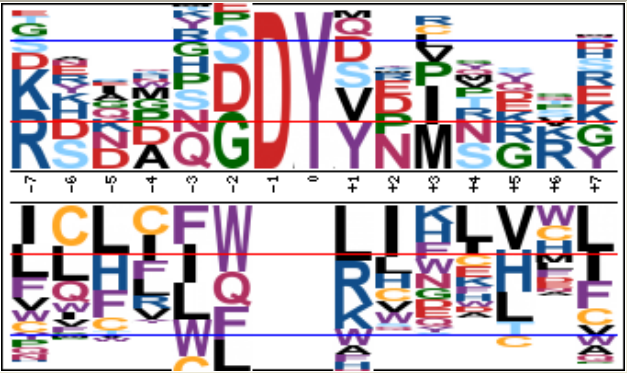
3.04




3.05



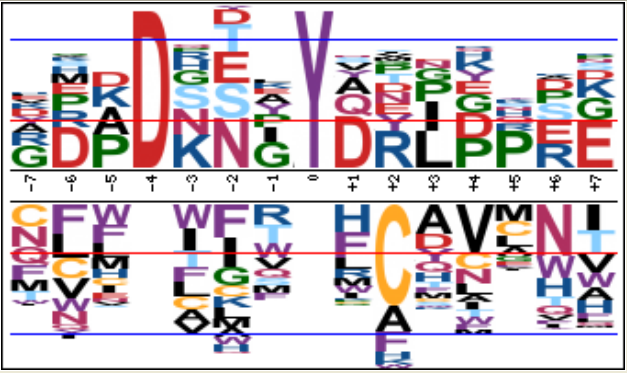
3.06



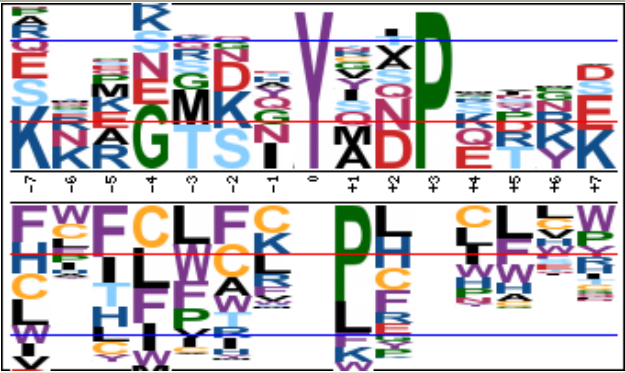
3.07



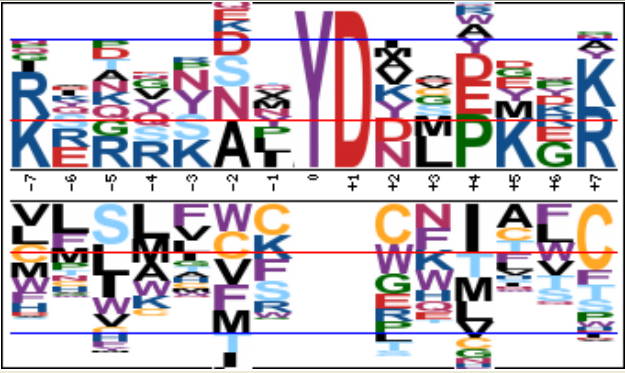
3.08



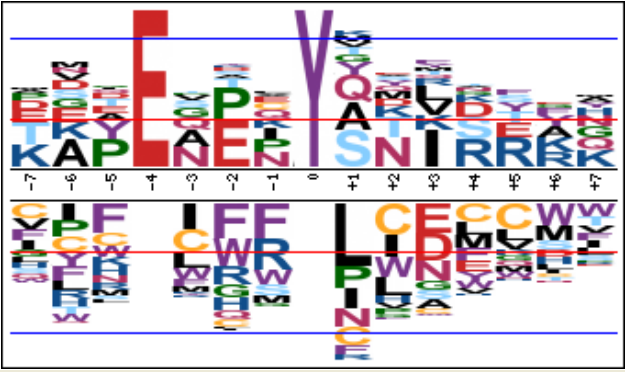
3.09



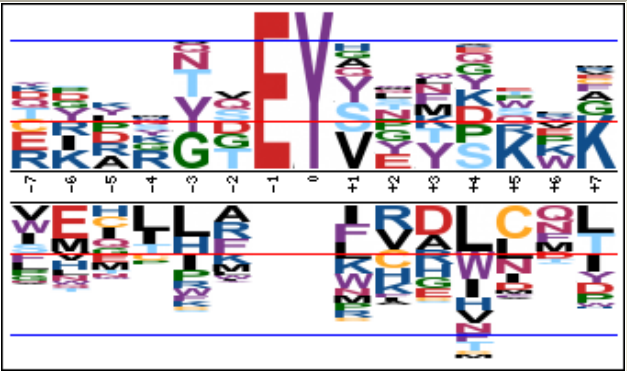
3.10



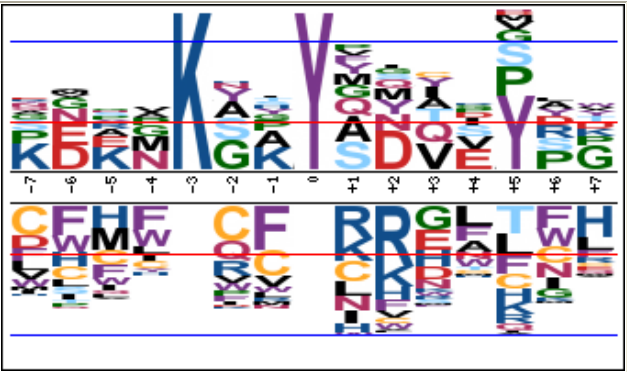
3.11



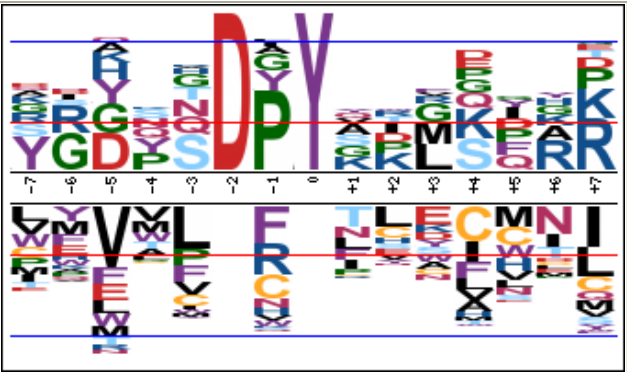
3.12



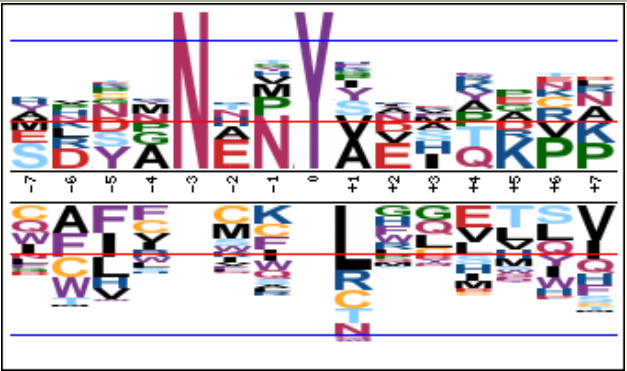
3.13



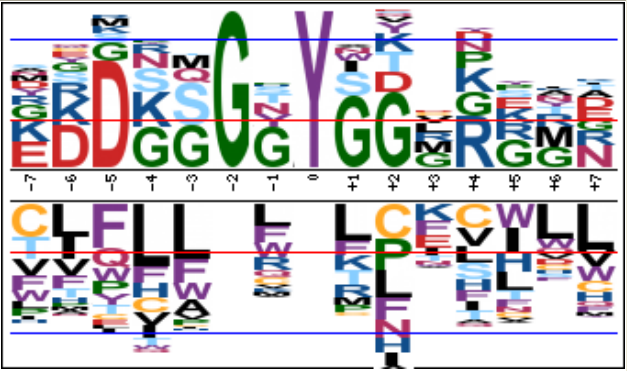
3.14



3.15



3.16



3.17

