

xxxxmotif-xxxxx

v1.2 10.05.06

Supplementary Table 6 Yeast Serine and Threonine Phosphorylation Motifs from Albuquerque et al.


Serine Motifs



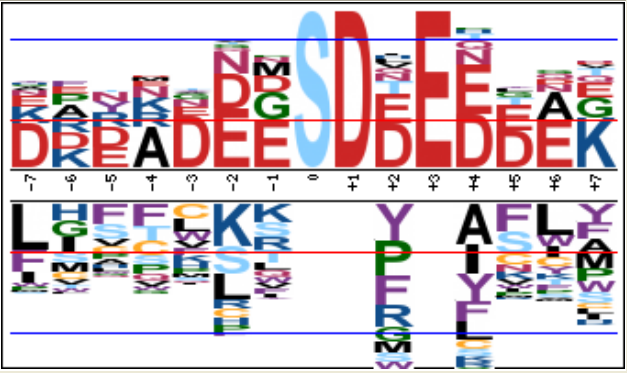
#	Motif	Motif Score	Foreground Matches	Foreground Size	Background Matches	Background Size	Fold Increase	-Log(P) Value
1.01sP.....	324.00	1150	4893	9280	233322	5.91	324.0000
1.02RR.s.....	196.23	115	3743	699	224042	9.85	71.3662
1.03R.s.....	124.97	515	3628	9382	223343	3.38	124.9708
1.04sD.E....	179.68	184	3113	982	213961	12.88	134.0512
1.05sD.D....	82.28	102	2929	886	212979	8.37	57.0677
1.06sE.E....	71.92	93	2827	961	212093	7.26	47.0587
1.07s.E.....	36.62	336	2734	12246	211132	2.12	36.6174
1.08s.D.....	33.56	299	2398	11575	198886	2.14	33.5644
1.09	.R.S.s.....	43.42	69	2099	1145	187311	5.38	27.5752
1.10s.P.....	24.45	219	2030	9404	186166	2.14	24.4474
1.11sF.....	21.65	178	1811	7827	176762	2.22	21.6509
1.12s.D....	14.17	167	1633	9120	168935	1.89	14.1740
1.13s.E....	14.05	158	1466	8953	159815	1.92	14.0538
1.14s.N....	12.13	176	1308	11629	150862	1.75	12.1348
1.15s.S....	13.82	258	1132	19907	139233	1.59	13.8238
1.16s.....	0.00	874	874	119326	119326	1.00	0.0000

Motif search time: 34 seconds

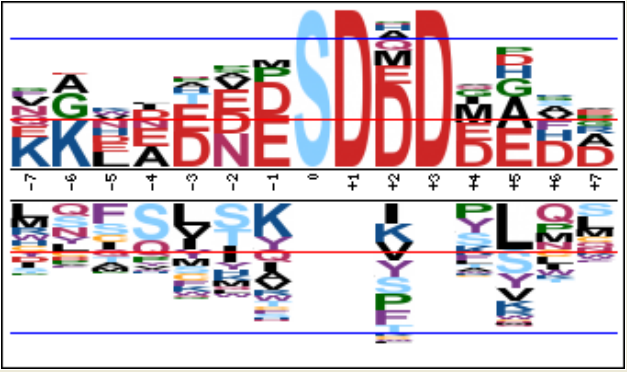
1.03



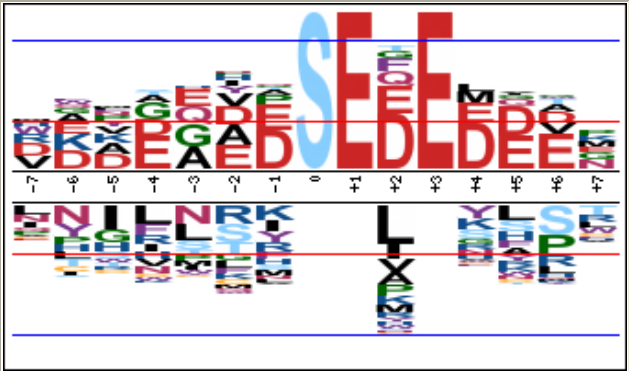
1.04



1.05




1.06



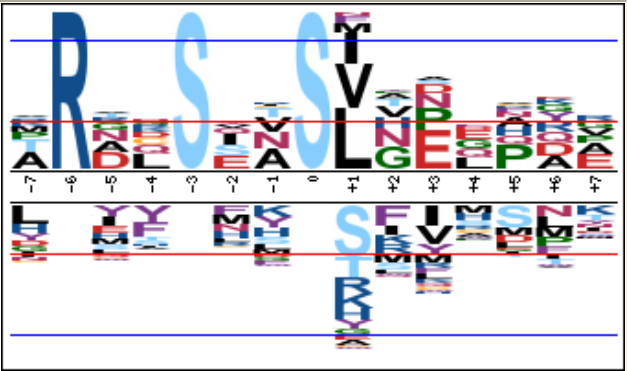
1.07



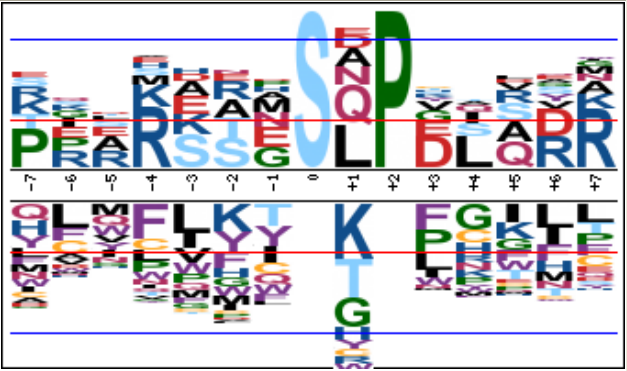
1.08




1.09



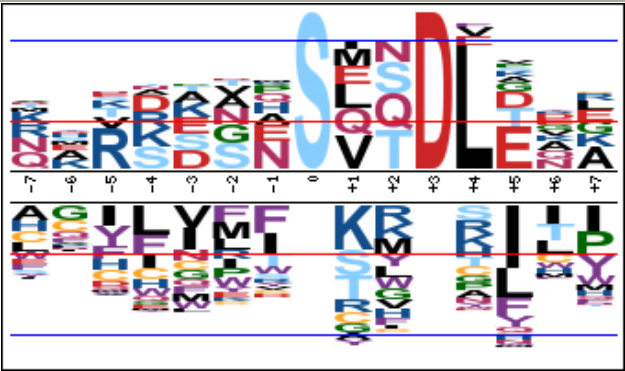
1.10



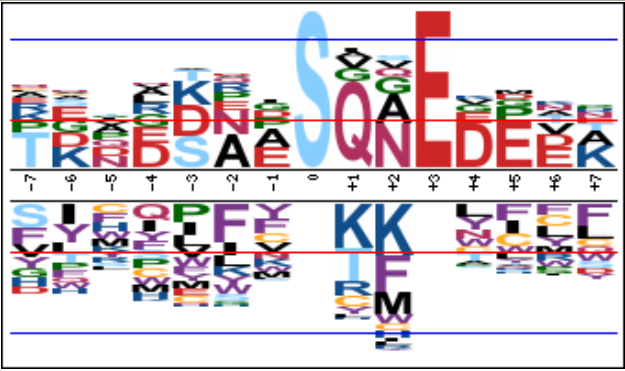
1.11



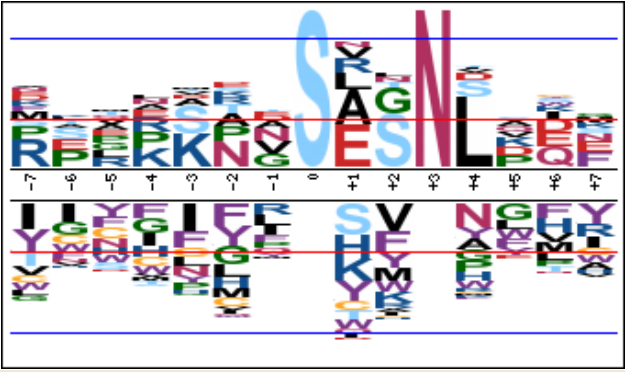
1.12




1.13



1.14



Threonine Motifs



#	Motif	Motif Score	Foreground Matches	Foreground Size	Background Matches	Background Size	Fold Increase	-Log(P) Value
2.1tP.....	256.30	385	874	7532	153934	9.00	256.2975
2.2R..t.....	32.60	91	489	6017	146402	4.53	32.5950
2.3tD.E....	25.71	25	398	593	140385	14.87	20.5430
2.4t.....	0.00	373	373	139792	139792	1.00	0.0000

Motif search time: 10 seconds

2.4

