

**Result Explorer**

Summary | Identifications | Modifications | All Peptides | MS Scans | MS/MS Scans | All Proteins

Protein Groups | Peptides | **Modification-Specific Peptides** | Evidence | MS/MS

Sequence	Modifications	Mass	Mass Error [ppm]	Mass Fractional Part	Protein Groups	Proteins	Unique (Groups)	Unique (Protein)	Oxidatic (M)	phosph	N-Acety (Protein)	Slice Average	Slice Std. Dev.	Slice 1	Slice 2	Slice 3
YDPSLHSSGETLPGGGRK	phospho(STY)	1879.8466	0.021414	0.84655739	869	DE4305R	yes	yes	0	1	0	2	0		1	

---

**Raw Viewer - [Dataset1]**

File | Tools | Window | Help

Raw Files

Map | MS | MS/MS | XIC

YDPSLHSSGETLPGGGRK; Scan 7312; 20070813\_BM\_HaSal\_Q2

Slide 1 of 1 | "Office Theme" | English (U.S.) | 104% | DE | 17:16

Result Explorer

Summary | Identifications | Modifications | All Peptides | MS Scans | MS/MS Scans | All Proteins

Protein Groups | Peptides | Modification-Specific Peptides | Evidence | MS/MS

	Sequence	Modifications	Mass	Mass Error [ppm]	Mass Fractional Part	Protein Groups	Proteins	Unique (Groups)	Unique (Protein)	Oxidatic (M)	phosph	N-Acety (Protein)	Slice Average	Slice Std. Dev.	Slice 1	Slice 2	Slice 3
▶	YDPSLHSSGETLPGGR	phospho(STY)	1751.7516	-0.78412	0.75159437	869	DE4305R	yes	yes	0	1	0	5	0			

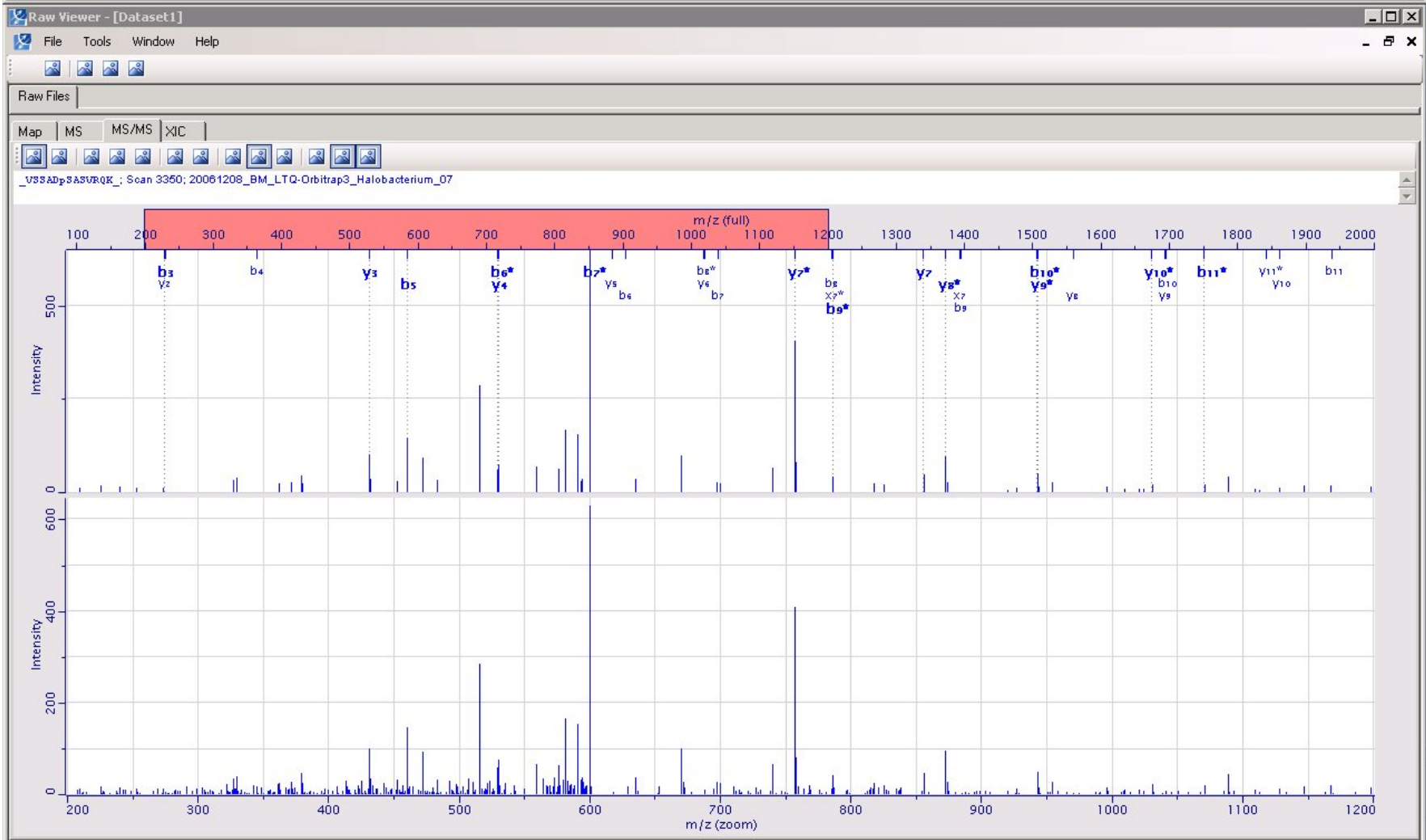


Result Explorer

Summary | Identifications | Modifications | All Peptides | MS Scans | MS/MS Scans | All Proteins

Protein Groups | Peptides | Modification-Specific Peptides | Evidence | MS/MS

	Sequence	Modifications	Mass	Mass Error [ppm]	Mass Fractional Part	Protein Groups	Proteins	Unique (Groups)	Unique (Protein)	Oxidatic (M)	phosph	N-Acety (Protein)	Slice Average	Slice Std. Dev.	Slice 1	Slice 2	Slice 3
▶ 3	VSSADSASVRQK	phospho(STY)	1313.5977	0.15923	0.59765991	940	DE4551F	yes	yes	0	1	0	5	0			



Result Explorer

Summary | Identifications | Modifications | All Peptides | MS Scans | MS/MS Scans | All Proteins

Protein Groups | Peptides | Modification-Specific Peptides | Evidence | MS/MS

	Sequence	Modifications	Mass	Mass Error [ppm]	Mass Fractional Part	Protein Groups	Proteins	Unique (Groups)	Unique (Protein)	Oxidatic (M)	phosph	N-Acety (Protein)	Slice Average	Slice Std. Dev.	Slice 1	Slice 2	Slice 3
▶ 4	VSRGSTIAEELER	phospho(STY)	1525.7138	-0.39457	0.7137523	976	OE4671R	yes	yes	0	1	0	4	0			



Result Explorer

Summary | Identifications | Modifications | All Peptides | MS Scans | MS/MS Scans | All Proteins

Protein Groups | Peptides | Modification-Specific Peptides | Evidence | MS/MS

	Sequence	Modifications	Mass	Mass Error [ppm]	Mass Fractional Part	Protein Groups	Proteins	Unique (Groups)	Unique (Protein)	Oxidative (M)	phosph	N-Acetyl (Protein)	Slice Average	Slice Std. Dev.	Slice 1	Slice 2	Slice 3
▶ 5	VRDGEDVAHVSGGDPNVYVK	phospho(STY)	2149.943	-0.26158	0.94237637	568	OE3214F	yes	yes	0	1	0	2	0		1	

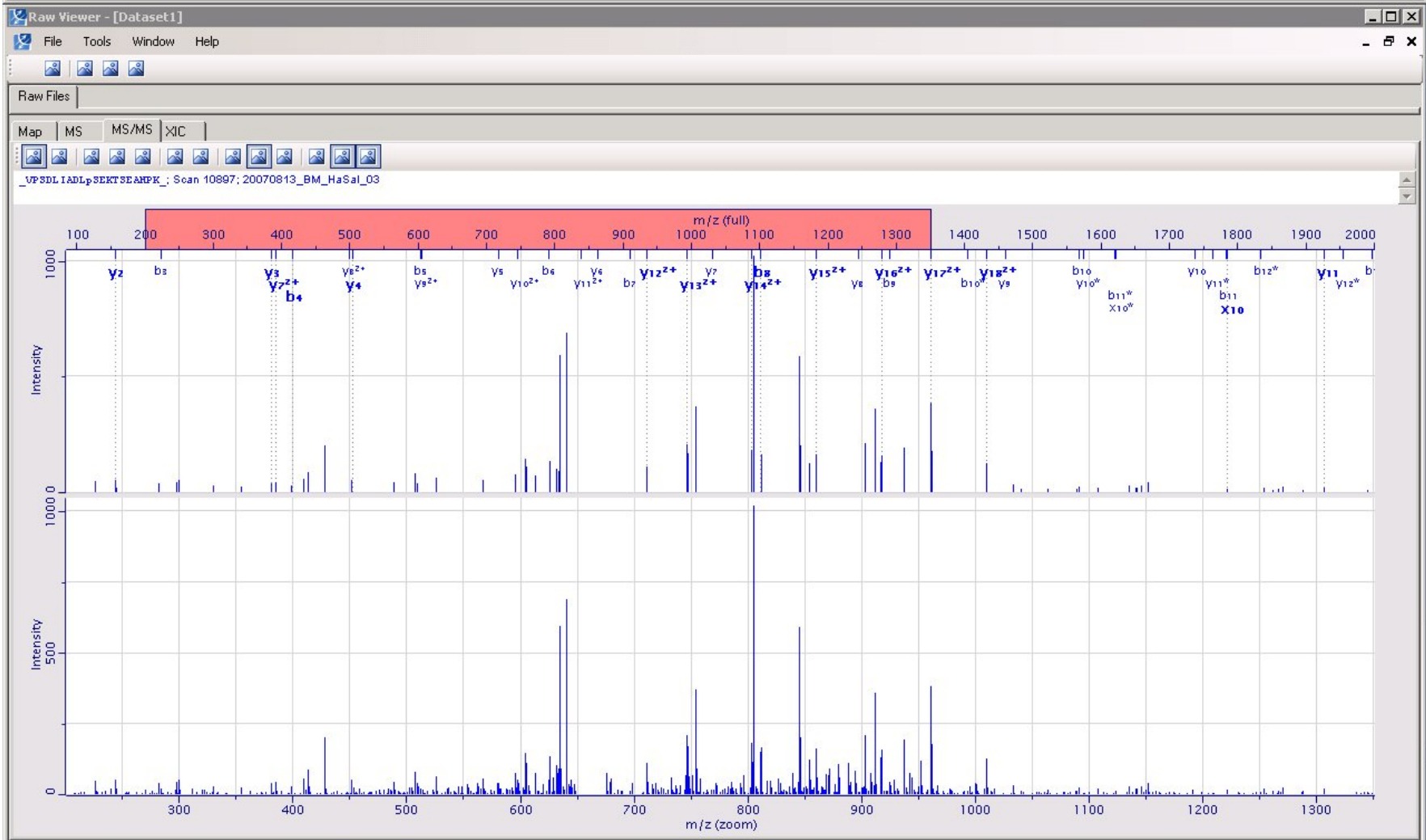


Result Explorer

Summary | Identifications | Modifications | All Peptides | MS Scans | MS/MS Scans | All Proteins

Protein Groups | Peptides | Modification-Specific Peptides | Evidence | MS/MS

	Sequence	Modifications	Mass	Mass Error [ppm]	Mass Fractional Part	Protein Groups	Proteins	Unique (Groups)	Unique (Protein)	Oxidatic (M)	phosph	N-Acety (Protein)	Slice Average	Slice Std. Dev.	Slice 1	Slice 2	Slice 3
▶ 6	VPSDLIADLPSEKTSSEAHPK	phospho(STY)	2116.0089	0.015303	0.0089312...	977	DE4673F	yes	yes	0	1	0	3	0			1

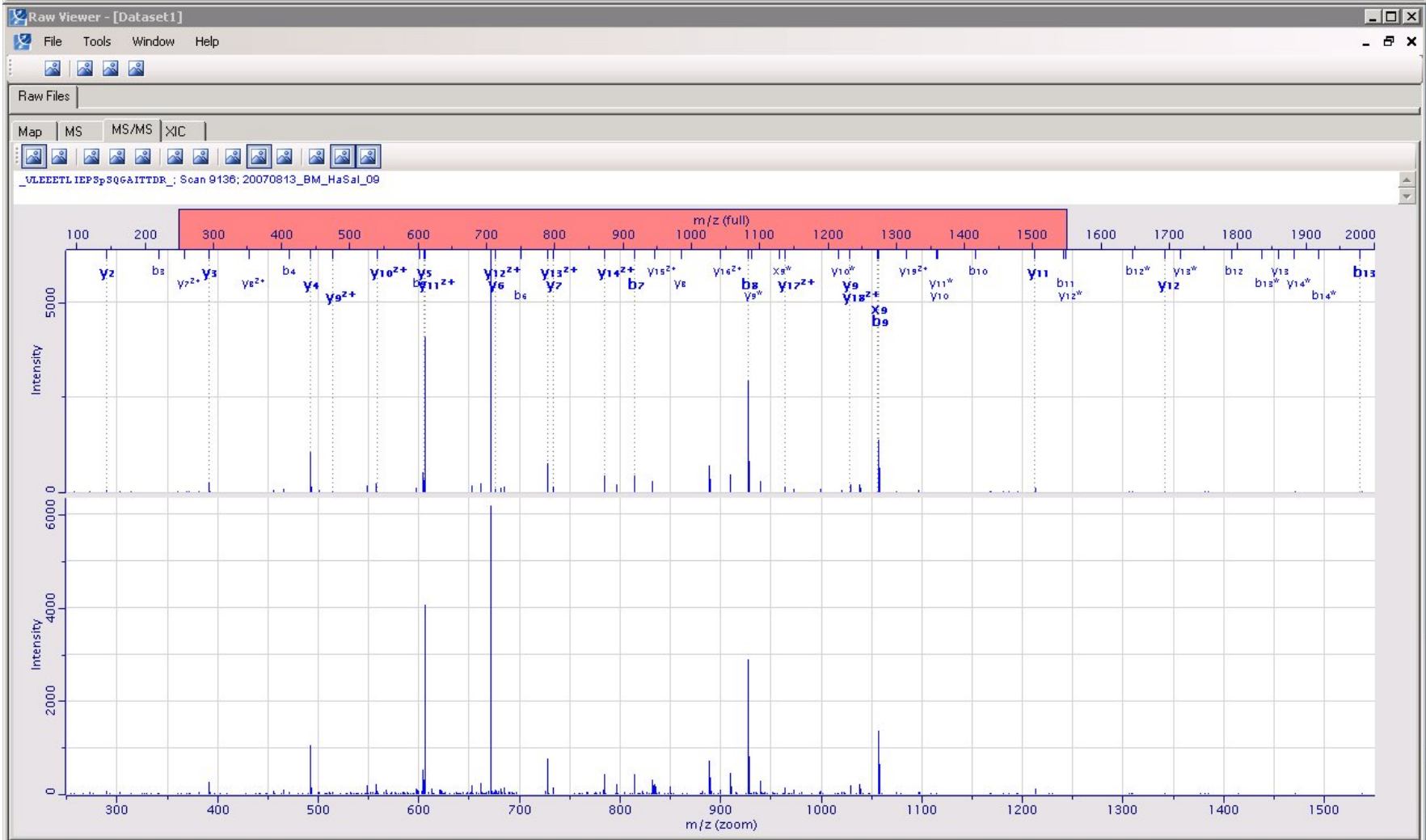


**Result Explorer**

Summary | Identifications | Modifications | All Peptides | MS Scans | MS/MS Scans | All Proteins

Protein Groups | Peptides | **Modification-Specific Peptides** | Evidence | MS/MS

	Sequence	Modifications	Mass	Mass Error [ppm]	Mass Fractional Part	Protein Groups	Proteins	Unique (Groups)	Unique (Protein)	Oxidatic (M)	phosph	N-Acety (Protein)	Slice Average	Slice Std. Dev.	Slice 1	Slice 2	Slice 3
▶	VLEETLIEPSSQGAITDR	phospho(STY)	2267.057	-0.050803	0.0570036...	385	OE2577R	yes	yes	0	1	0	9	0			



Result Explorer																	
Summary   Identifications   Modifications   All Peptides   MS Scans   MS/MS Scans   All Proteins																	
Protein Groups   Peptides   Modification-Specific Peptides   Evidence   MS/MS																	
	Sequence	Modifications	Mass	Mass Error [ppm]	Mass Fractional Part	Protein Groups	Proteins	Unique (Groups)	Unique (Protein)	Oxidative (M)	phosph	N-Acety (Protein)	Slice Average	Slice Std. Dev.	Slice 1	Slice 2	Slice 3
▶ 8	VELHLQSR	phospho(STY)	1161.5543	0.12658	0.55433854	289	DE2249R	yes	yes	0	1	0	4	0			

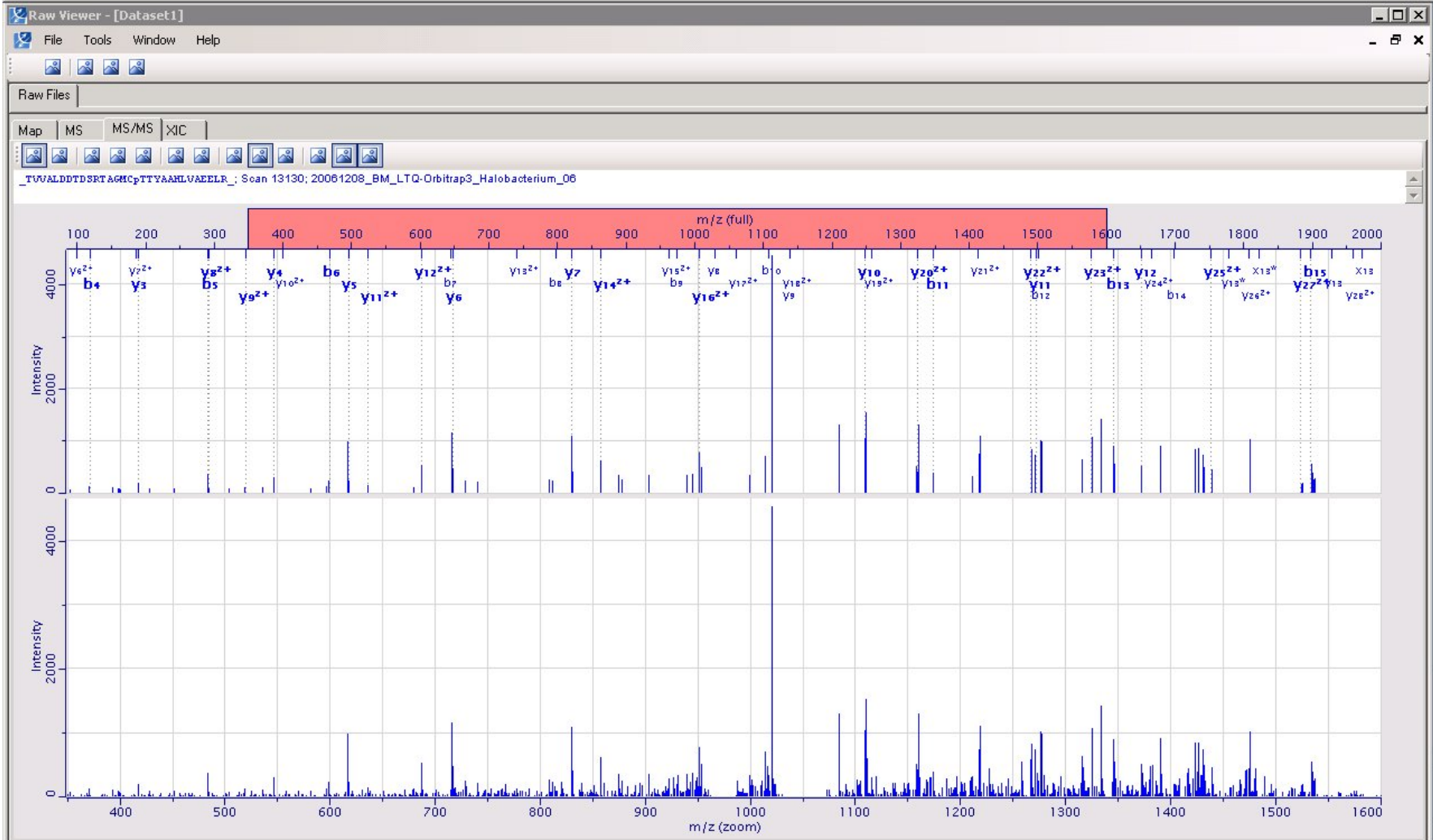




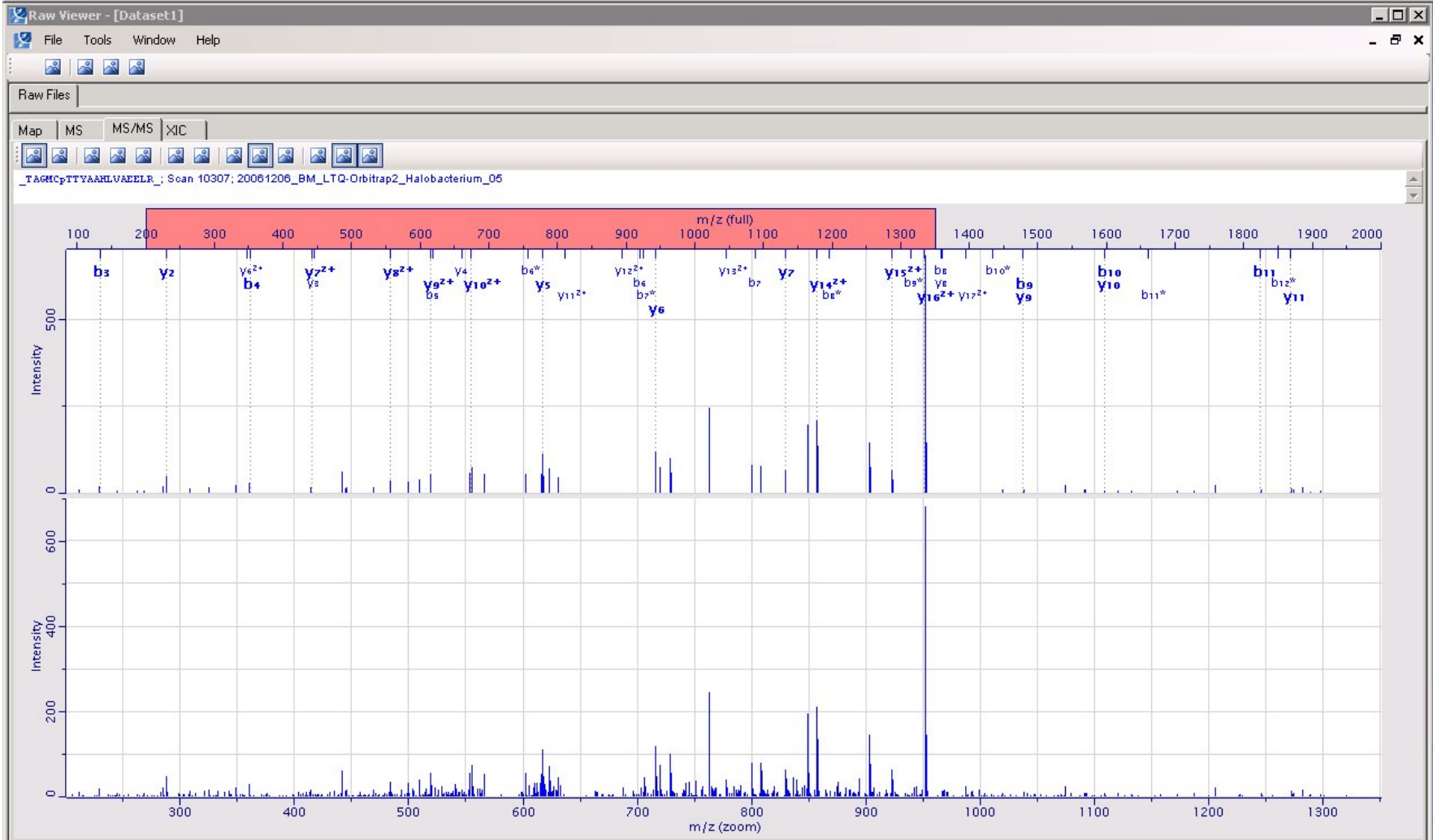
Result Explorer																	
Summary   Identifications   Modifications   All Peptides   MS Scans   MS/MS Scans   All Proteins																	
Protein Groups   Peptides   Modification-Specific Peptides   Evidence   MS/MS																	
	Sequence	Modifications	Mass	Mass Error [ppm]	Mass Fractional Part	Protein Groups	Proteins	Unique (Groups)	Unique (Protein)	Oxidative (M)	phosph	N-Acety (Protein)	Slice Average	Slice Std. Dev.	Slice 1	Slice 2	Slice 3
▶ 9	VDVTPNSEHR	phospho(STY)	1232.5187	0.45909	0.51868131	831	DE4169F	yes	yes	0	1	0	4	0			



Result Explorer																	
Summary   Identifications   Modifications   All Peptides   MS Scans   MS/MS Scans   All Proteins																	
Protein Groups   Peptides   Modification-Specific Peptides   Evidence   MS/MS																	
	Sequence	Modifications	Mass	Mass Error [ppm]	Mass Fractional Part	Protein Groups	Proteins	Unique (Groups)	Unique (Protein)	Oxidatic (M)	phosph	N-Acety (Protein)	Slice Average	Slice Std. Dev.	Slice 1	Slice 2	Slice 3
▶ 10	TWVALDDTDSRTAGMCTTYAAHLVA...	phospho(STY)	3245.4734	0.518	0.47340576	770	DE3943R	yes	yes	0	1	0	4	0			



Result Explorer																	
Summary   Identifications   Modifications   All Peptides   MS Scans   MS/MS Scans   All Proteins																	
Protein Groups   Peptides   Modification-Specific Peptides   Evidence   MS/MS																	
	Sequence	Modifications	Mass	Mass Error [ppm]	Mass Fractional Part	Protein Groups	Proteins	Unique (Groups)	Unique (Protein)	Oxidatic (M)	phosph	N-Acety (Protein)	Slice Average	Slice Std. Dev.	Slice 1	Slice 2	Slice 3
▶ 11	TAGMCTTYAAHLVAEELR	phospho(STY)	2072.9061	-0.1295	0.90607468	770	DE3943R	yes	yes	0	1	0	4.5	1.5			1



**Result Explorer**

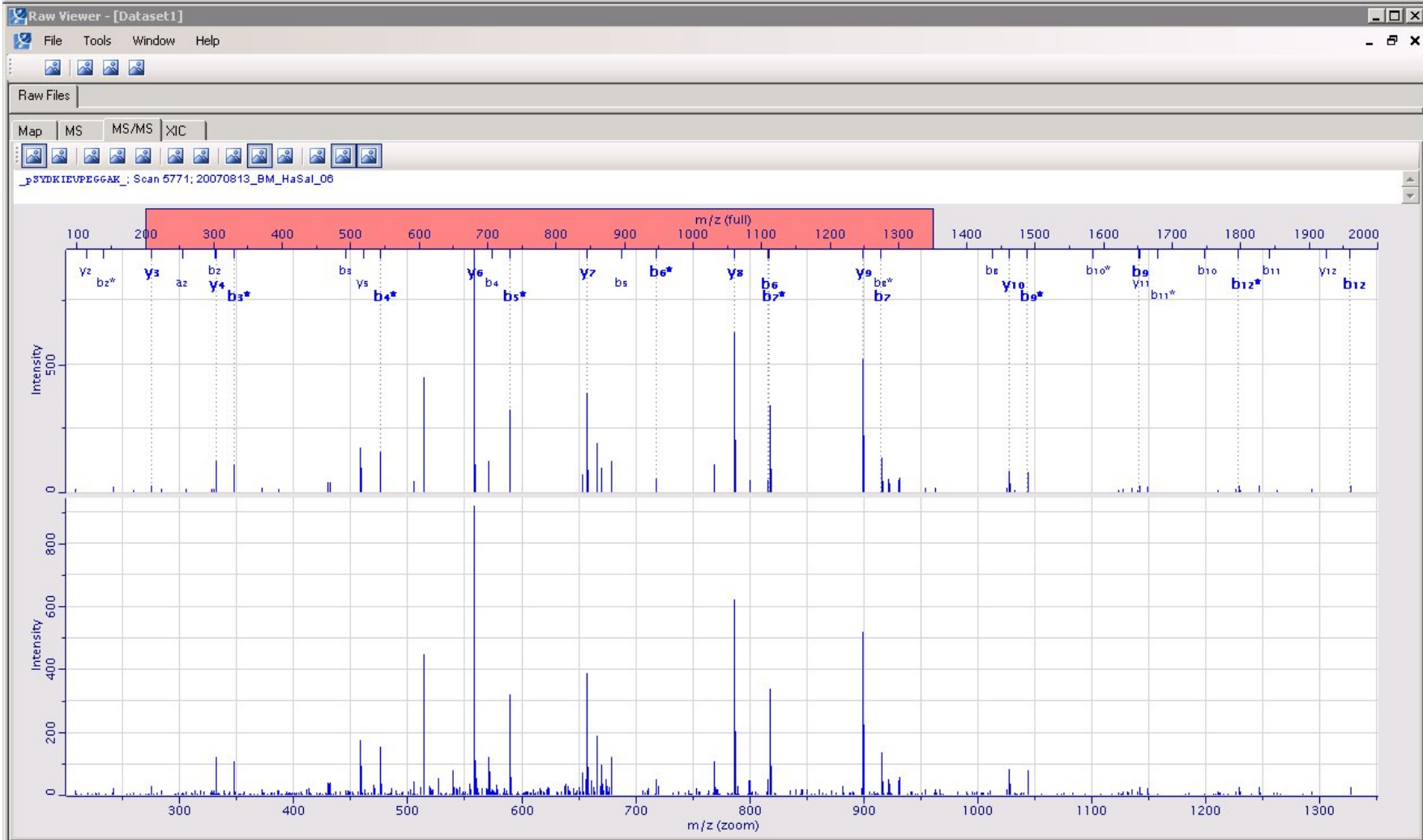
Summary | Identifications | Modifications | All Peptides | MS Scans | MS/MS Scans | All Proteins

Protein Groups | Peptides | **Modification-Specific Peptides** | Evidence | MS/MS

	Sequence	Modifications	Mass	Mass Error [ppm]	Mass Fractional Part	Protein Groups	Proteins	Unique (Groups)	Unique (Protein)	Oxidatic (M)	phosph	N-Acety (Protein)	Slice Average	Slice Std. Dev.	Slice 1	Slice 2	Slice 3
▶ 12	TAGMCTTYAAHLVAEELR	Oxidation (M), phosph...	2088.901	-0.41744	0.90100007	770	DE3943R	yes	yes	1	1	0	3.5	1.5	1	2	



Result Explorer																	
Summary   Identifications   Modifications   All Peptides   MS Scans   MS/MS Scans   All Proteins																	
Protein Groups   Peptides   Modification-Specific Peptides   Evidence   MS/MS																	
	Sequence	Modifications	Mass	Mass Error [ppm]	Mass Fractional Part	Protein Groups	Proteins	Unique (Groups)	Unique (Protein)	Oxidative (M)	phosph	N-Acety (Protein)	Slice Average	Slice Std. Dev.	Slice 1	Slice 2	Slice 3
▶ 13	SYDKIEVPEGGAK	phospho(STY)	1471.6596	-0.049497	0.65959147	686	DE3634F	yes	yes	0	1	0	6	0			

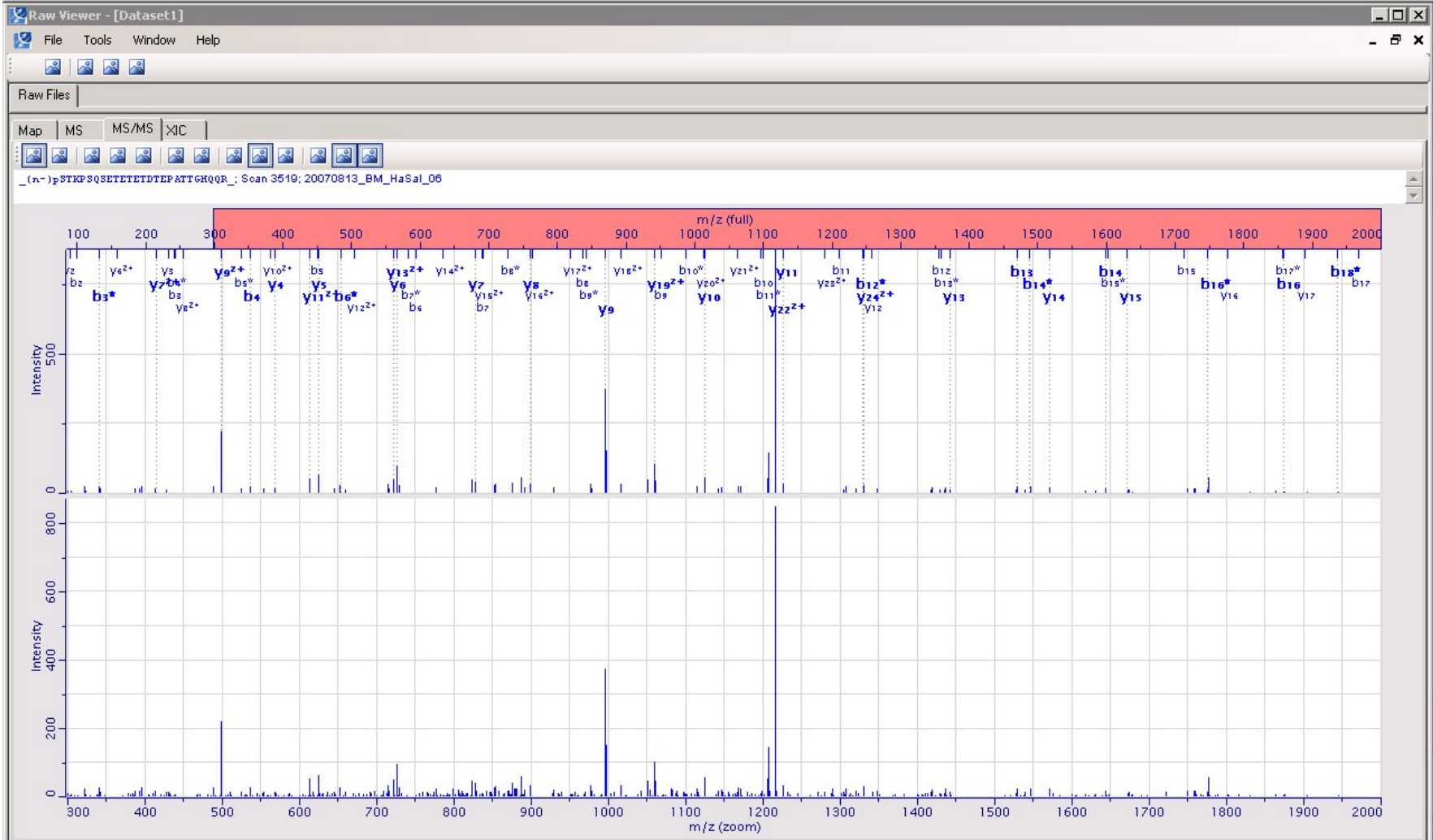


**Result Explorer**

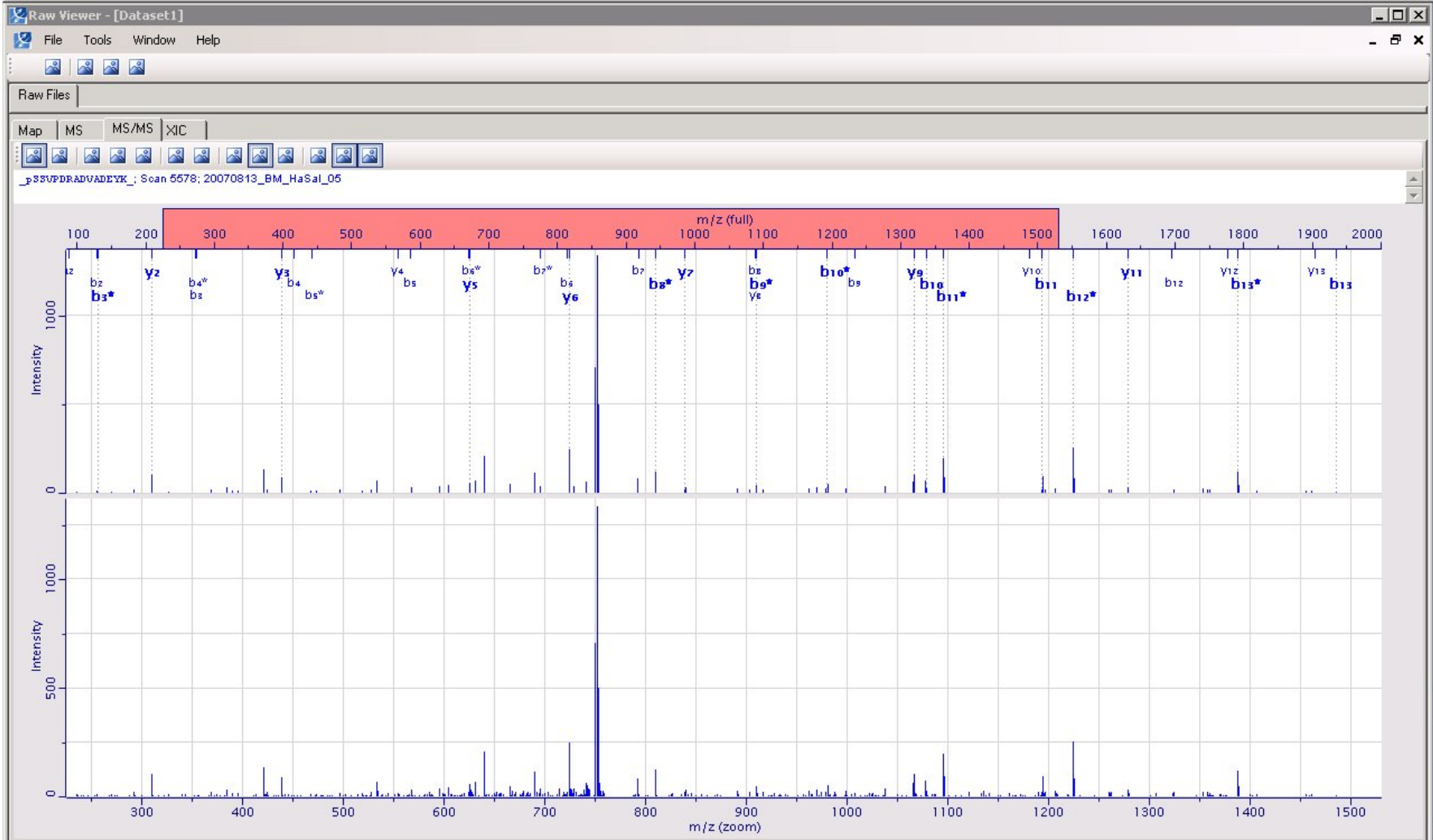
Summary | Identifications | Modifications | All Peptides | MS Scans | MS/MS Scans | All Proteins

Protein Groups | Peptides | **Modification-Specific Peptides** | Evidence | MS/MS

	Sequence	Modifications	Mass	Mass Error [ppm]	Mass Fractional Part	Protein Groups	Proteins	Unique (Groups)	Unique (Protein)	Oxidatic (M)	phosph	N-Acety (Protein)	Slice Average	Slice Std. Dev.	Slice 1	Slice 2	Slice 3
▶ 14	STKPSQSELETETDTEPATTGHQQR	N-Acetyl (Protein),pho...	2867.2094	-0.20064	0.20944487	479	DE2866R	yes	yes	0	1	1	4	2		1	



Result Explorer																	
Summary   Identifications   Modifications   All Peptides   MS Scans   MS/MS Scans   All Proteins																	
Protein Groups   Peptides   Modification-Specific Peptides   Evidence   MS/MS																	
	Sequence	Modifications	Mass	Mass Error [ppm]	Mass Fractional Part	Protein Groups	Proteins	Unique (Groups)	Unique (Protein)	Oxidatic (M)	phosph	N-Acety (Protein)	Slice Average	Slice Std. Dev.	Slice 1	Slice 2	Slice 3
▶ 15	SSVPDRADVADEYK	phospho(STY)	1630.6876	-0.14607	0.68759713	732	DE3807R	yes	yes	0	1	0	5	0			

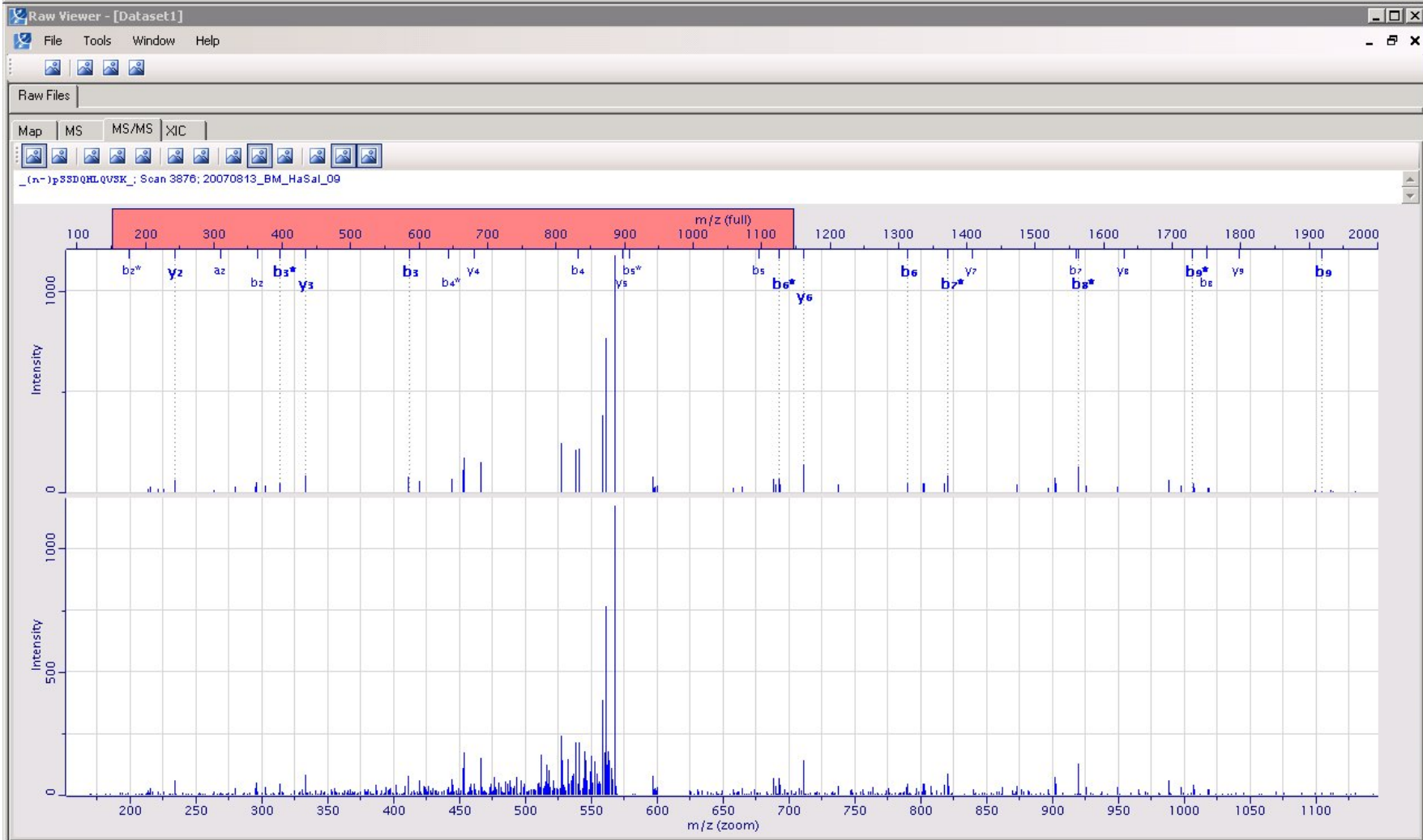


**Result Explorer**

Summary | Identifications | Modifications | All Peptides | MS Scans | MS/MS Scans | All Proteins

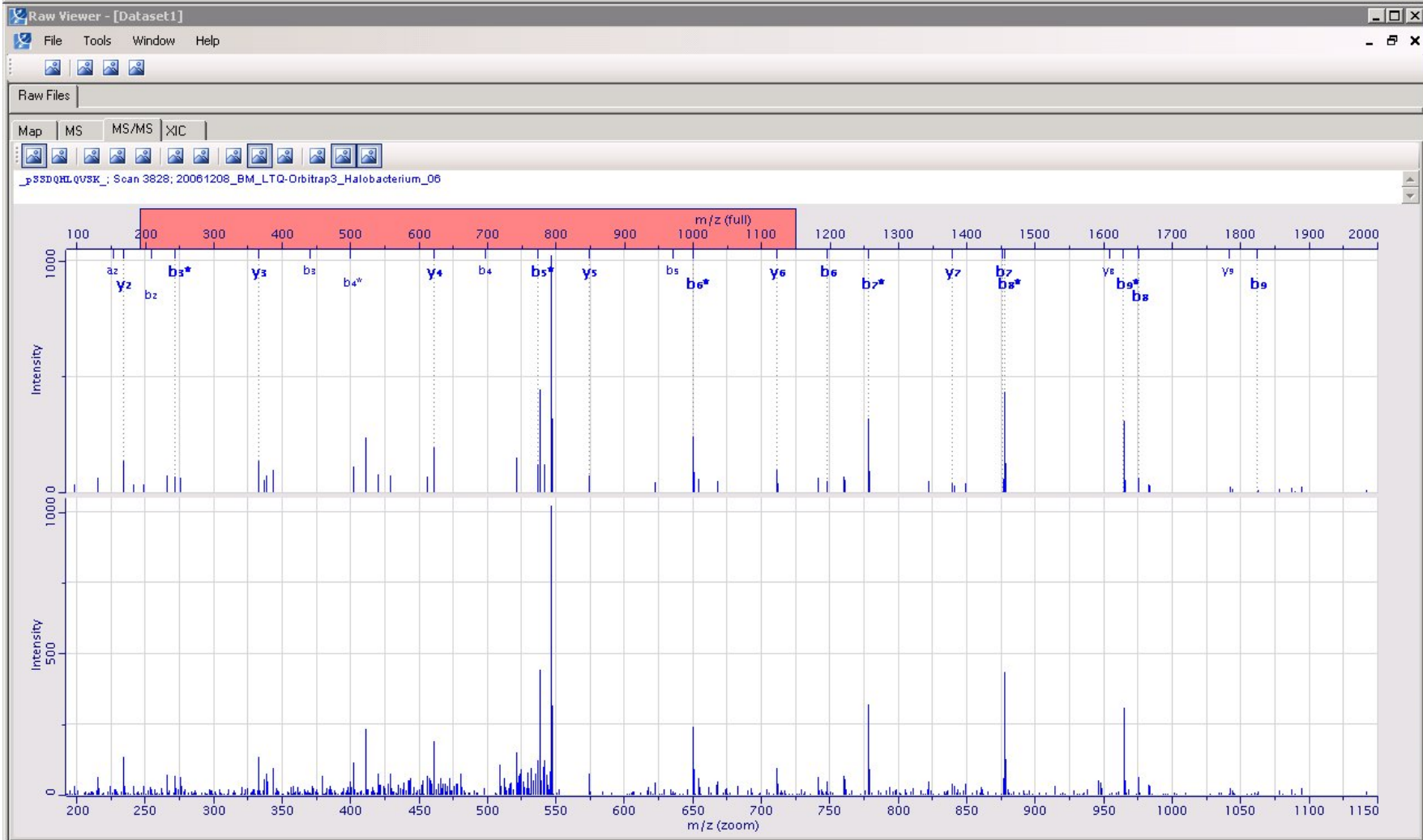
Protein Groups | Peptides | **Modification-Specific Peptides** | Evidence | MS/MS

	Sequence	Modifications	Mass	Mass Error [ppm]	Mass Fractional Part	Protein Groups	Proteins	Unique (Groups)	Unique (Protein)	Oxidatic (M)	phosph	N-Acety (Protein)	Slice Average	Slice Std. Dev.	Slice 1	Slice 2	Slice 3
▶ 15	SSDQHLQVSK	N-Acetyl (Protein),pho...	1249.534	-0.17639	0.53400731	1040	DE5202F	yes	yes	0	1	1	9	0			

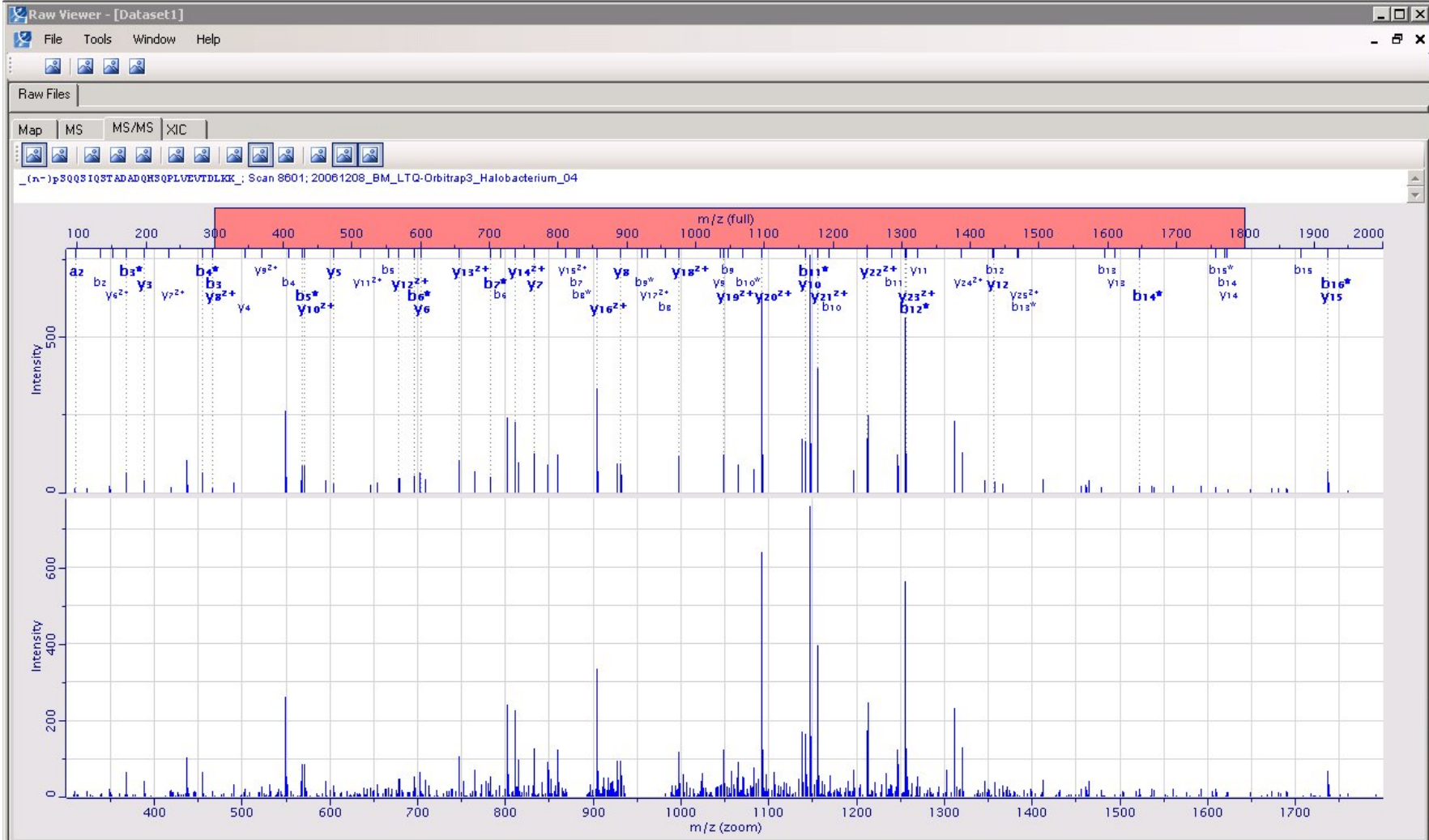




Protein Groups	Peptides	Modification-Specific Peptides	Evidence	MS/MS													
	Sequence	Modifications	Mass	Mass Error [ppm]	Mass Fractional Part	Protein Groups	Proteins	Unique (Groups)	Unique (Protein)	Oxidatic (M)	phosph	N-Acety (Protein)	Slice Average	Slice Std. Dev.	Slice 1	Slice 2	Slice 3
▶ 17	SSDQHLQVSK	phospho(STY)	1207.5234	0.29699	0.52343234	1040	DE5202F	yes	yes	0	1	0	4.5	0.5			



Result Explorer																	
Summary   Identifications   Modifications   All Peptides   MS Scans   MS/MS Scans   All Proteins																	
Protein Groups   Peptides   Modification-Specific Peptides   Evidence   MS/MS																	
	Sequence	Modifications	Mass	Mass Error [ppm]	Mass Fractional Part	Protein Groups	Proteins	Unique (Groups)	Unique (Protein)	Oxidatic (M)	phosph	N-Acetyl (Protein)	Slice Average	Slice Std. Dev.	Slice 1	Slice 2	Slice 3
▶ 10	SQQSIQSTADADQHSQPLVEVTDLKK	N-Acetyl (Protein),pho...	2974.3921	-0.46636	0.39210068	865	DE4301R	yes	yes	0	1	1	4	2		1	

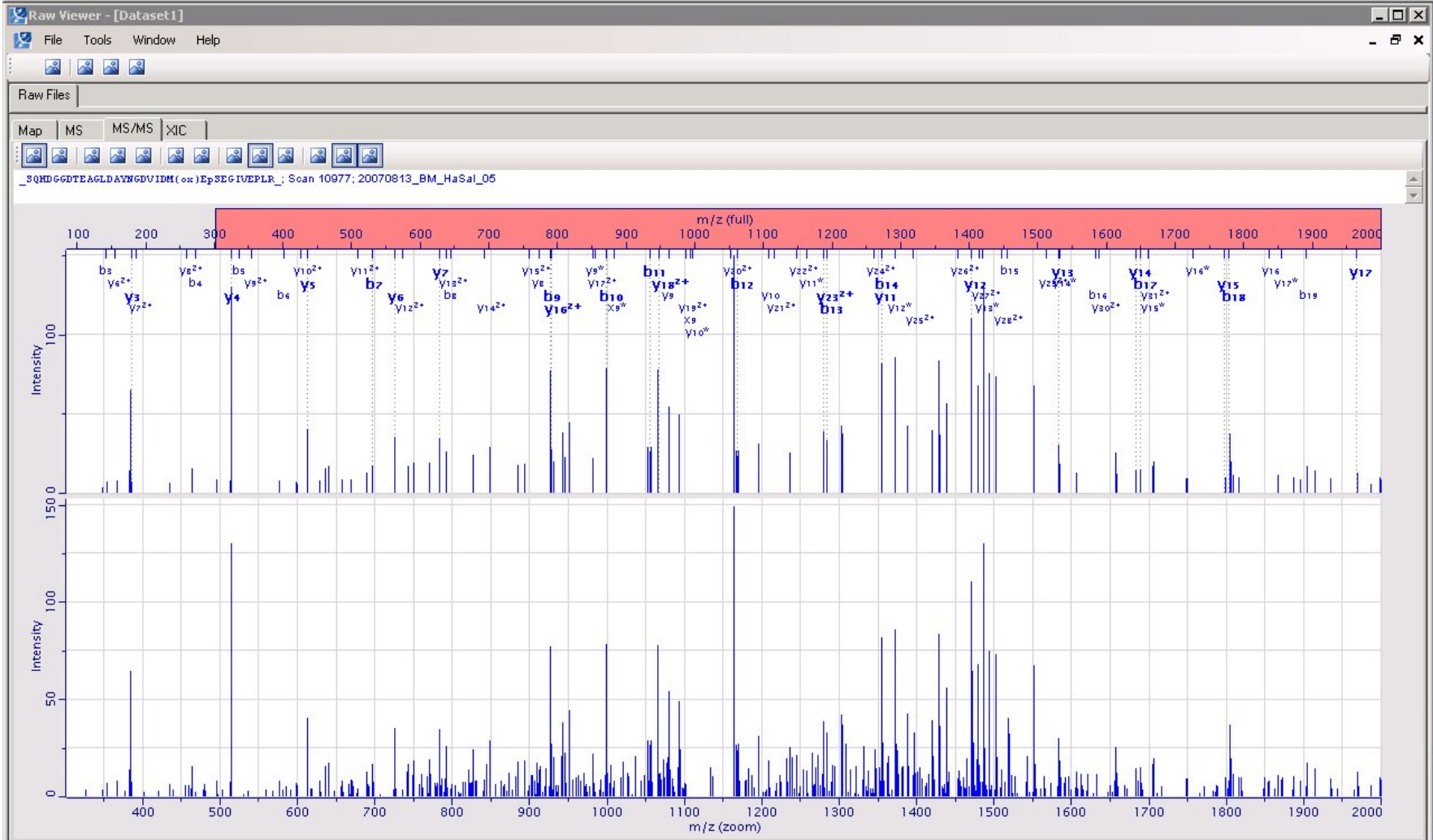


**Result Explorer**

Summary | Identifications | Modifications | All Peptides | MS Scans | MS/MS Scans | All Proteins

Protein Groups | Peptides | **Modification-Specific Peptides** | Evidence | MS/MS

	Sequence	Modifications	Mass	Mass Error [ppm]	Mass Fractional Part	Protein Groups	Proteins	Unique (Groups)	Unique (Protein)	Oxidatic (M)	phosph	N-Acety (Protein)	Slice Average	Slice Std. Dev.	Slice 1	Slice 2	Slice 3
▶ 19	SQHDGGDTEAGLDAYNGDVIDMES...	Oxidation (M),phosph...	3484.4614	-0.028182	0.4613793	819	DE4122R	yes	yes	1	1	0	5	0			

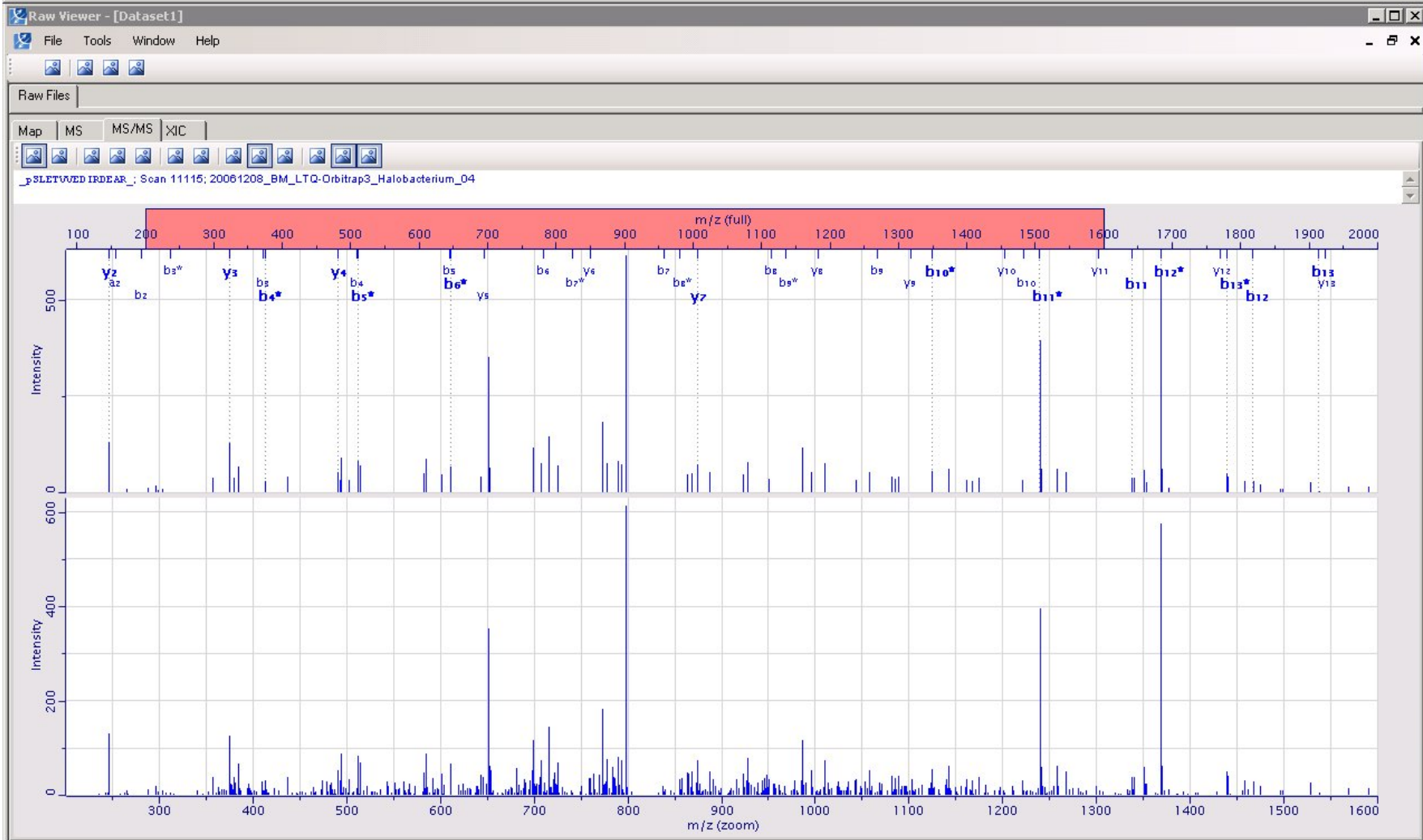


**Result Explorer**

Summary | Identifications | Modifications | All Peptides | MS Scans | MS/MS Scans | All Proteins

Protein Groups | Peptides | **Modification-Specific Peptides** | Evidence | MS/MS

	Sequence	Modifications	Mass	Mass Error [ppm]	Mass Fractional Part	Protein Groups	Proteins	Unique (Groups)	Unique (Protein)	Oxidative (M)	phosph	N-Acety (Protein)	Slice Average	Slice Std. Dev.	Slice 1	Slice 2	Slice 3
▶ 20	SLETVVEDIRDEAR	phospho(STY)	1710.7826	0.58402	0.78256015	784	DE3988R	yes	yes	0	1	0	2	0		1	



Result Explorer																	
Summary   Identifications   Modifications   All Peptides   MS Scans   MS/MS Scans   All Proteins																	
Protein Groups   Peptides   Modification-Specific Peptides   Evidence   MS/MS																	
	Sequence	Modifications	Mass	Mass Error [ppm]	Mass Fractional Part	Protein Groups	Proteins	Unique (Groups)	Unique (Protein)	Oxidatic (M)	phosph	N-Acety (Protein)	Slice Average	Slice Std. Dev.	Slice 1	Slice 2	Slice 3
▶21	SKSELGREPTETTVEPR	phospho(STY)	2051.9525	0.11169	0.95247902	603	DE3357R	yes	yes	0	1	0	3	0			2

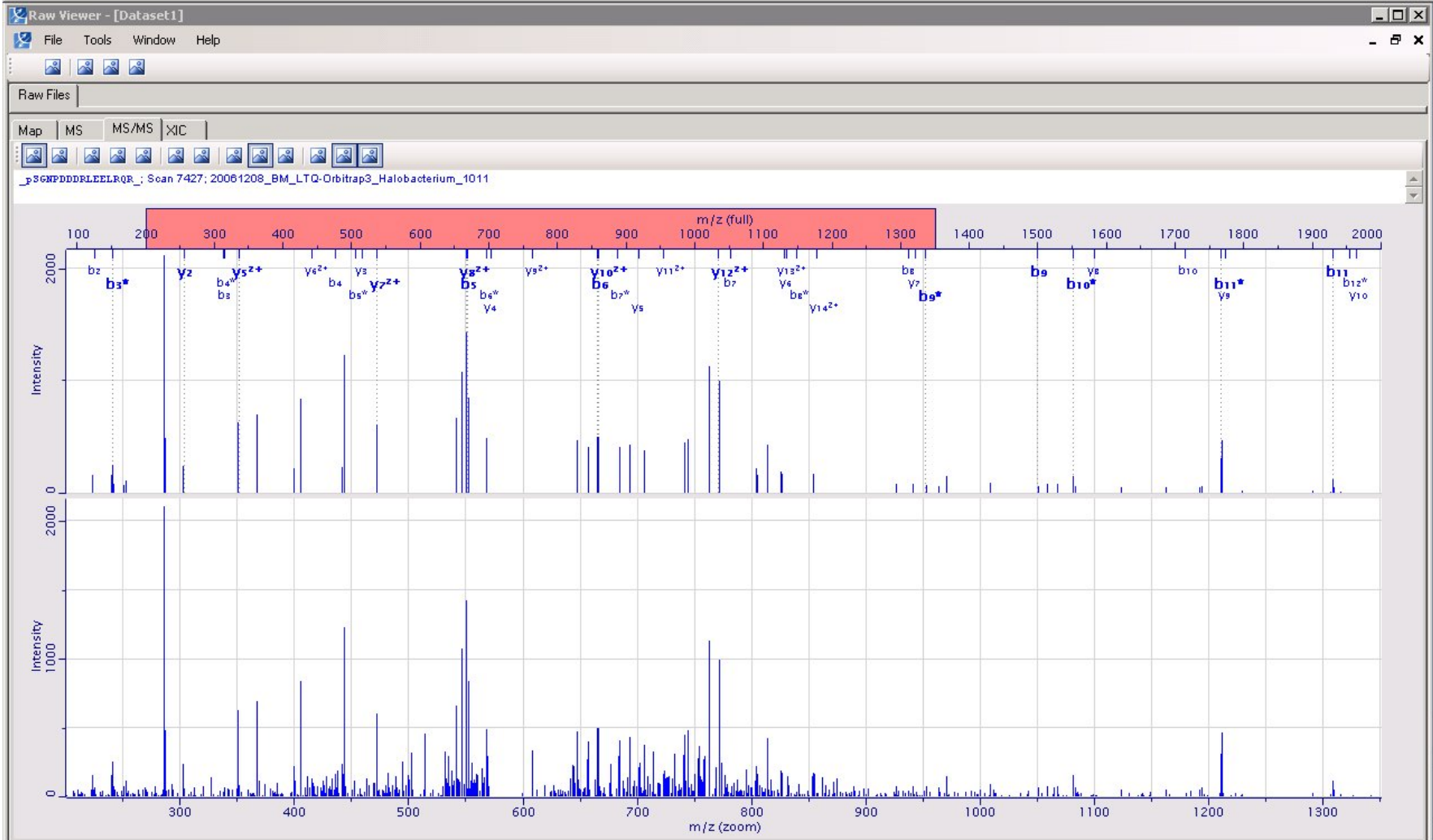


**Result Explorer**

Summary | Identifications | Modifications | All Peptides | MS Scans | MS/MS Scans | All Proteins

Protein Groups | Peptides | **Modification-Specific Peptides** | Evidence | MS/MS

	Sequence	Modifications	Mass	Mass Error [ppm]	Mass Fractional Part	Protein Groups	Proteins	Unique (Groups)	Unique (Protein)	Oxidatic (M)	phosph	N-Acety (Protein)	Slice Average	Slice Std. Dev.	Slice 1	Slice 2	Slice 3
▶ 22	SGNPDDRLLELRQR	phospho(STY)	1878.8221	1.045	0.82213355	736	DE3815R	yes	yes	0	1	0	7	0			

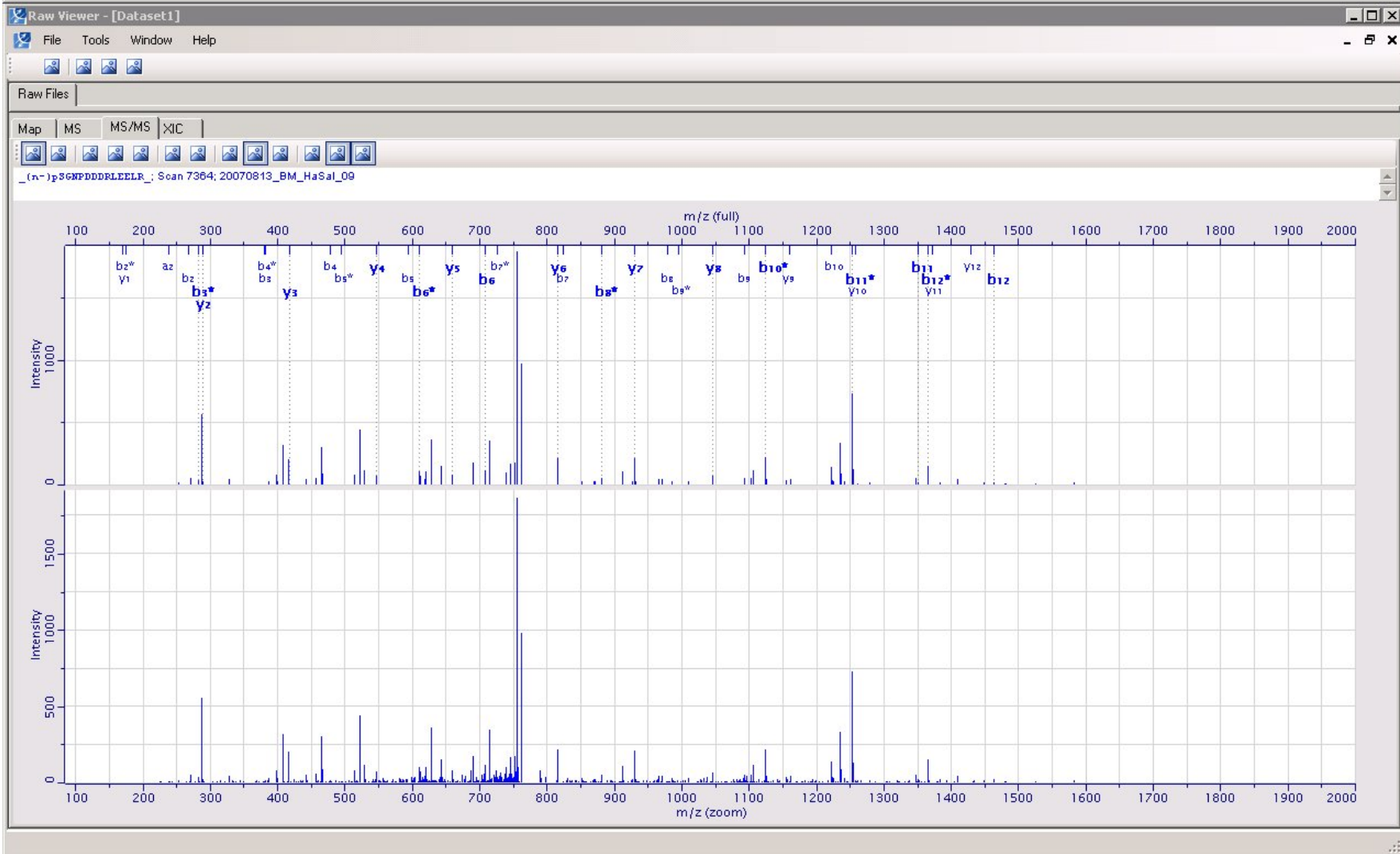


Result Explorer

Summary | Identifications | Modifications | All Peptides | MS Scans | MS/MS Scans | All Proteins

Protein Groups | Peptides | Modification-Specific Peptides | Evidence | MS/MS

	Sequence	Modifications	Mass	Mass Error [ppm]	Mass Fractional Part	Protein Groups	Proteins	Unique (Groups)	Unique (Protein)	Oxidatic (M)	phosph	N-Acety (Protein)	Slice Average	Slice Std. Dev.	Slice 1	Slice 2	Slice 3
▶ 23	SGNPDDRLEELR	N-Acetyl (Protein),pho...	1636.673	0.098848	0.67301998	736	DE3815R	yes	yes	0	1	1	9	0			



Result Explorer																	
Summary   Identifications   Modifications   All Peptides   MS Scans   MS/MS Scans   All Proteins																	
Protein Groups   Peptides   Modification-Specific Peptides   Evidence   MS/MS																	
	Sequence	Modifications	Mass	Mass Error [ppm]	Mass Fractional Part	Protein Groups	Proteins	Unique (Groups)	Unique (Protein)	Oxidatic (M)	phosph	N-Acety (Protein)	Slice Average	Slice Std. Dev.	Slice 1	Slice 2	Slice 3
▶24	SGNPDDRLEELR	phospho(STY)	1594.6624	-0.23305	0.66244501	736	DE3815R	yes	yes	0	1	0	5	0			



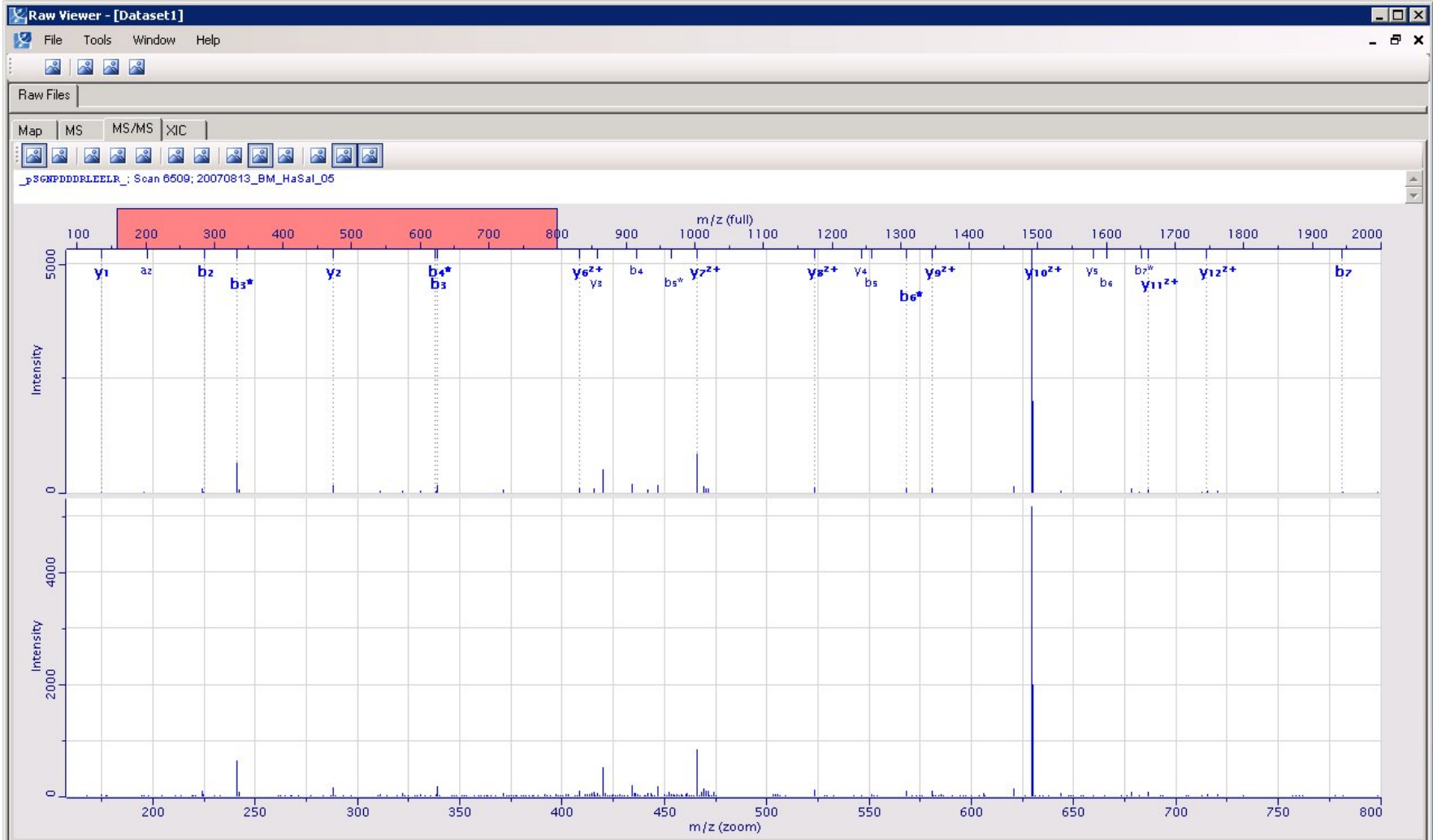


Result Explorer

Summary | Identifications | Modifications | All Peptides | MS Scans | MS/MS Scans | All Proteins

Protein Groups | Peptides | Modification-Specific Peptides | Evidence | MS/MS

	Sequence	Modifications	Mass	Mass Error [ppm]	Mass Fractional Part	Protein Groups	Proteins	Unique (Groups)	Unique (Protein)	Oxidatic (M)	phosph	N-Acety (Protein)	Slice Average	Slice Std. Dev.	Slice 1	Slice 2	Slice 3
▶ 25	SGDPGHVDR	phospho(STY)	1117.4554	0.21117	0.45535277	849	DE4230F	yes	yes	0	1	0	4	0			

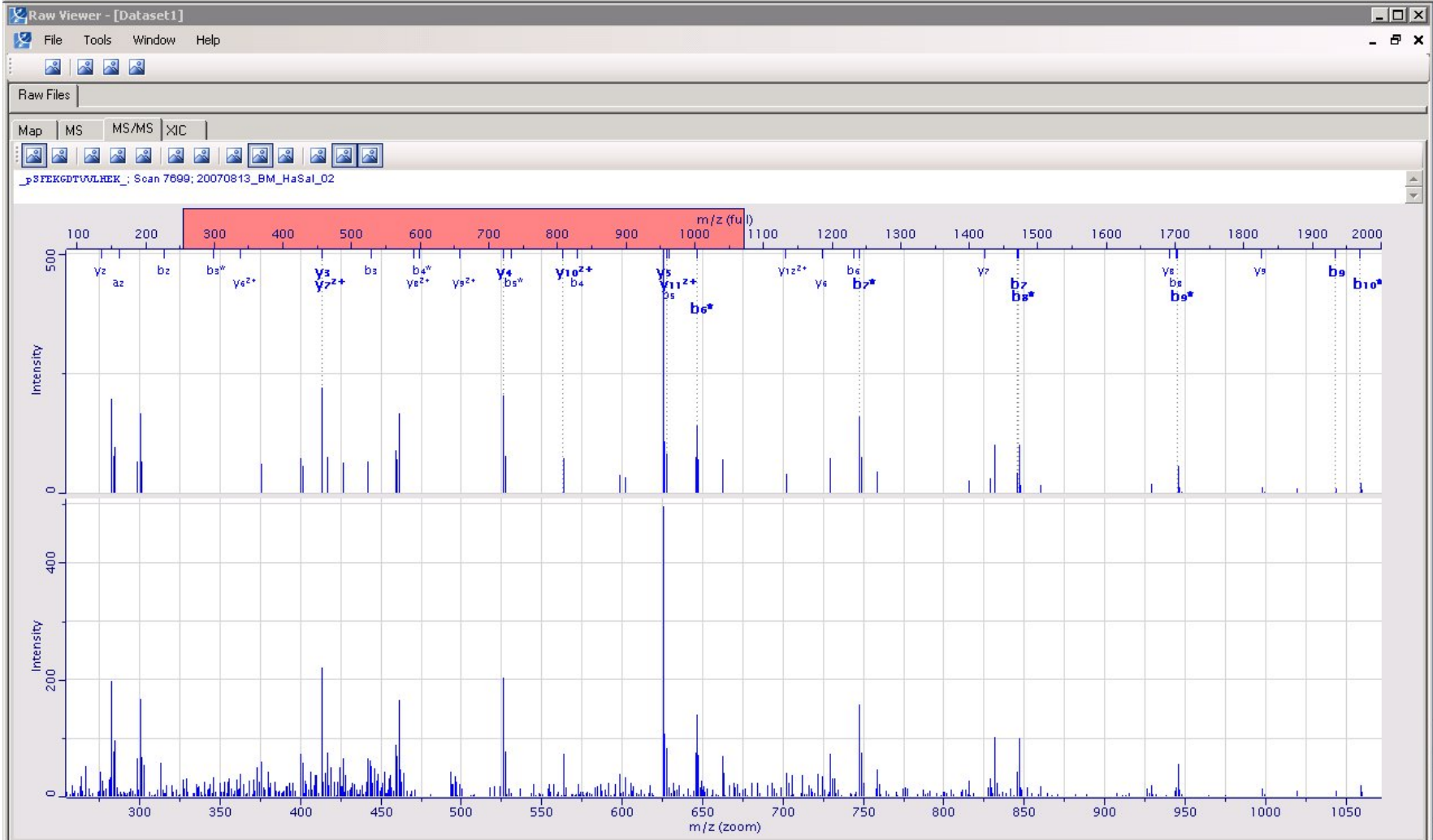


**Result Explorer**

Summary | Identifications | Modifications | All Peptides | MS Scans | MS/MS Scans | All Proteins

Protein Groups | Peptides | **Modification-Specific Peptides** | Evidence | MS/MS

	Sequence	Modifications	Mass	Mass Error [ppm]	Mass Fractional Part	Protein Groups	Proteins	Unique (Groups)	Unique (Protein)	Oxidatic (M)	phosph	N-Acety (Protein)	Slice Average	Slice Std. Dev.	Slice 1	Slice 2	Slice 3
▶ 25	SFEKGDVWLHEK	phospho(STY)	1567.7283	-0.45869	0.72833974	469	DE2847R	yes	yes	0	1	0	2	0		1	

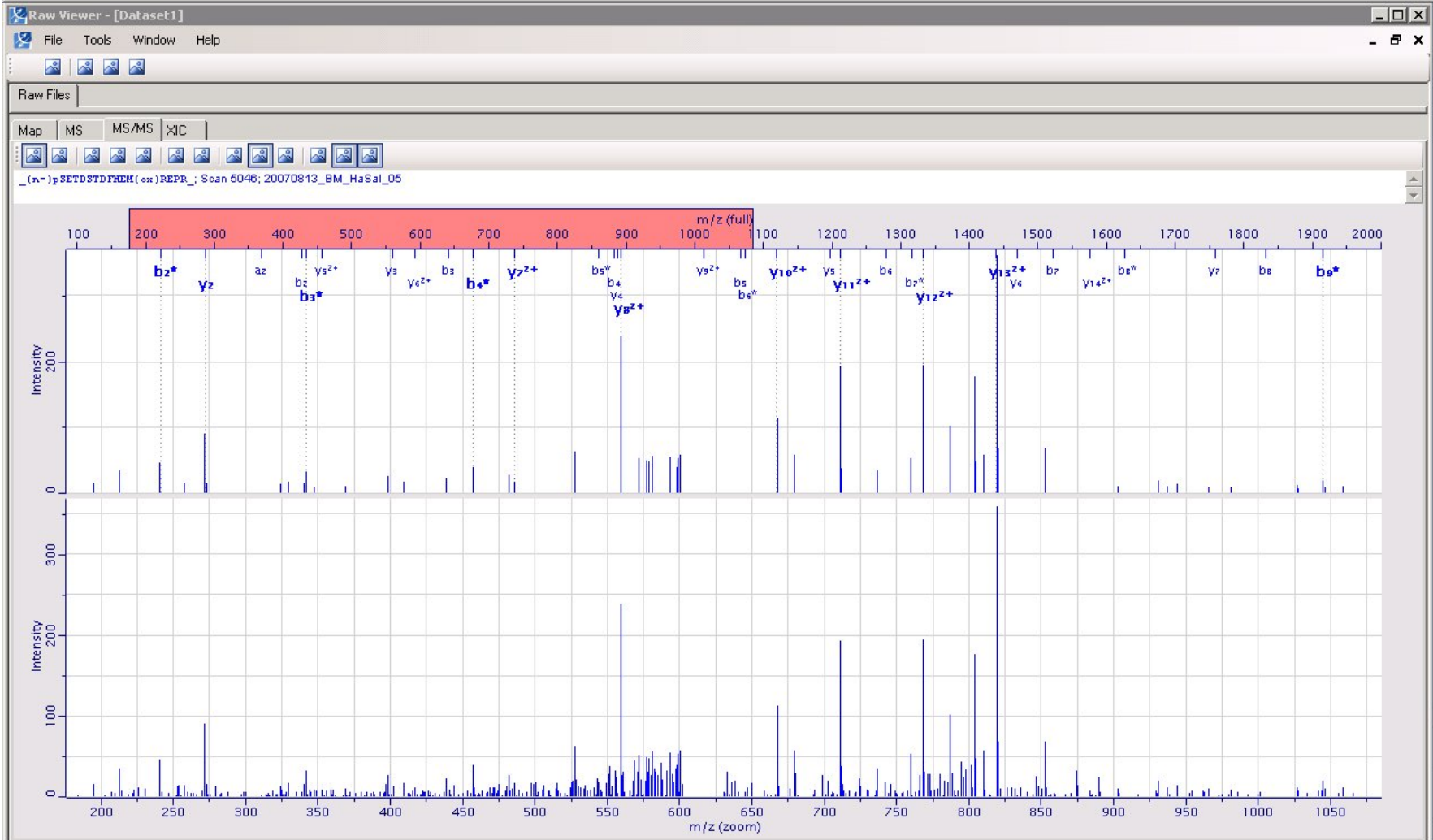


**Result Explorer**

Summary | Identifications | Modifications | All Peptides | MS Scans | MS/MS Scans | All Proteins

Protein Groups | Peptides | **Modification-Specific Peptides** | Evidence | MS/MS

	Sequence	Modifications	Mass	Mass Error [ppm]	Mass Fractional Part	Protein Groups	Proteins	Unique (Groups)	Unique (Protein)	Oxidatic (M)	phosph	N-Acety (Protein)	Slice Average	Slice Std. Dev.	Slice 1	Slice 2	Slice 3
▶27	SETDSTDFHEMREPR	Oxidation (M),N-Acety...	1973.7463	-0.2565	0.74627205	620	DE3407F	yes	yes	1	1	1	5	0			

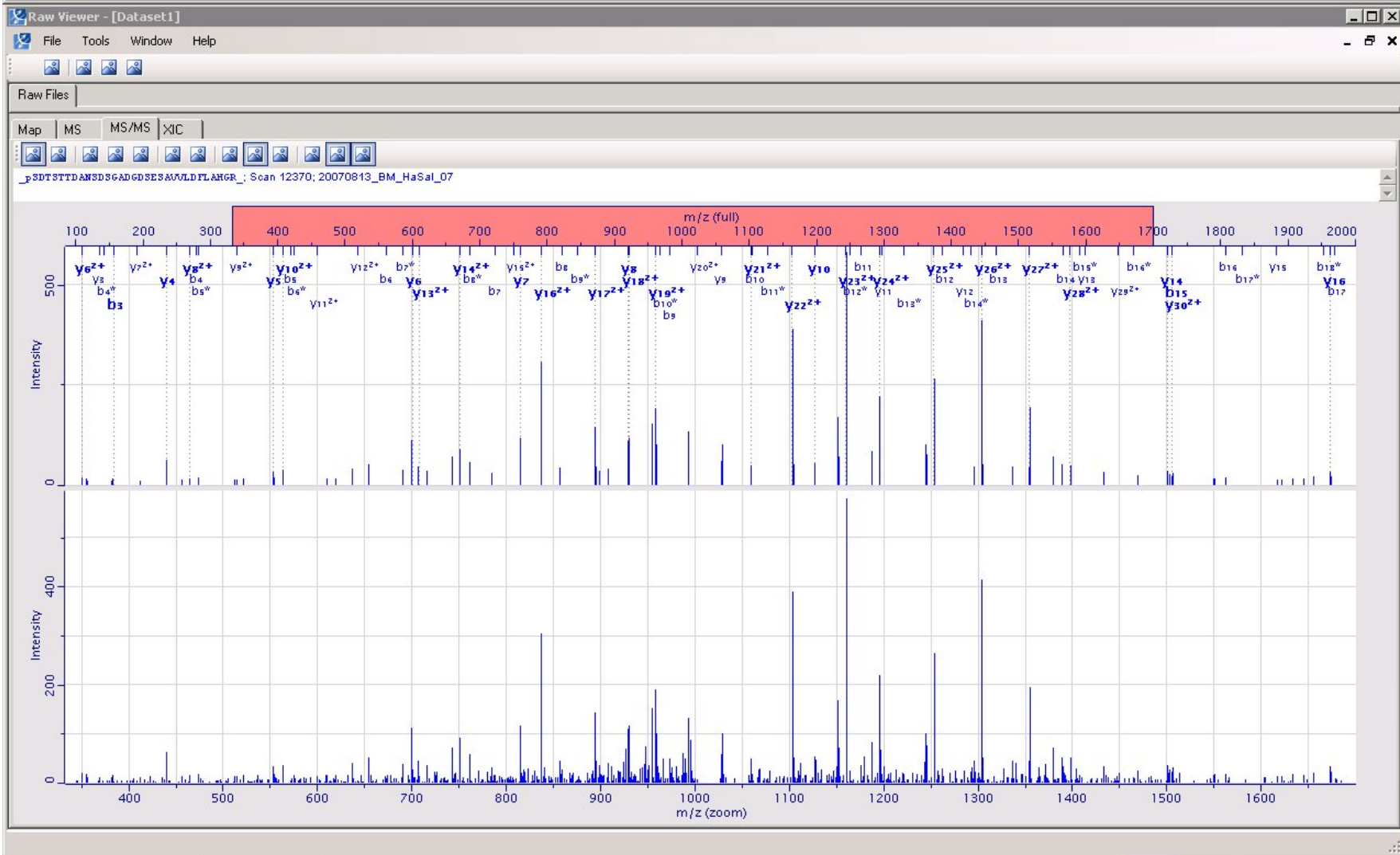


Result Explorer

Summary | Identifications | Modifications | All Peptides | MS Scans | MS/MS Scans | All Proteins

Protein Groups | Peptides | Modification-Specific Peptides | Evidence | MS/MS

	Sequence	Modifications	Mass	Mass Error [ppm]	Mass Fractional Part	Protein Groups	Proteins	Unique (Groups)	Unique (Protein)	Oxidatic (M)	phosph	N-Acety (Protein)	Slice Average	Slice Std. Dev.	Slice 1	Slice 2	Slice 3
▶ 28	SDTSTTDANSDSGADGDSSEAWLD...	phospho(STY)	3176.3055	-0.24986	0.30551982	424	OE2676R	yes	yes	0	1	0	7.5	0.5			



Result Explorer																	
Summary   Identifications   Modifications   All Peptides   MS Scans   MS/MS Scans   All Proteins																	
Protein Groups   Peptides   Modification-Specific Peptides   Evidence   MS/MS																	
	Sequence	Modifications	Mass	Mass Error [ppm]	Mass Fractional Part	Protein Groups	Proteins	Unique (Groups)	Unique (Protein)	Oxidatic (M)	phosph	N-Acety (Protein)	Slice Average	Slice Std. Dev.	Slice 1	Slice 2	Slice 3
▶ 29	SDHAEHAADAADTDAPEGDDAGGD...	phospho(STY)	4232.6548	-0.45852	0.65481263	155	OE1742R	yes	yes	0	1	0	7	0			



Result Explorer

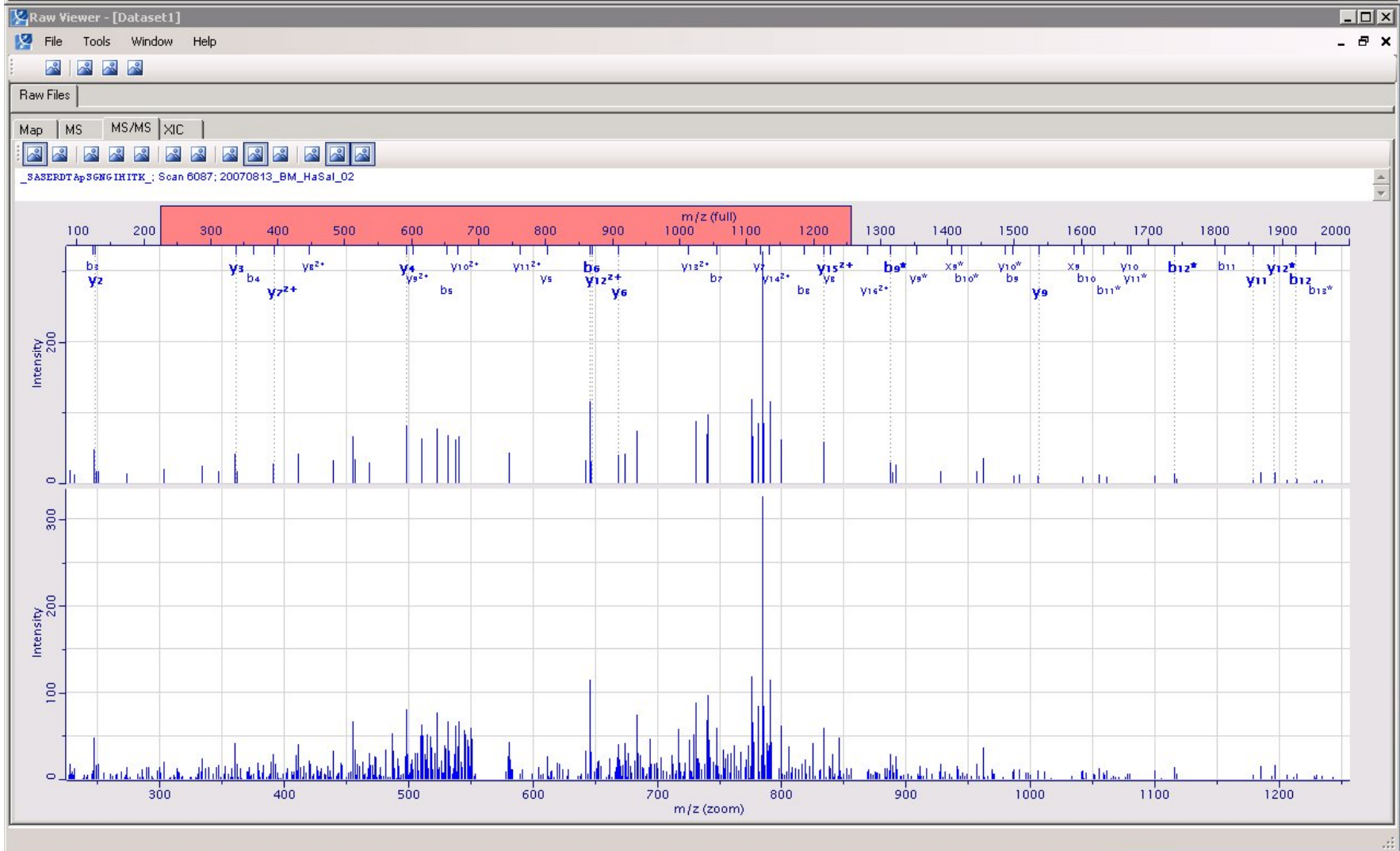
Summary | Identifications | Modifications | All Peptides | MS Scans | MS/MS Scans | All Proteins

Protein Groups | Peptides | Modification-Specific Peptides | Evidence | MS/MS

	Sequence	Modifications	Mass	Mass Error [ppm]	Mass Fractional Part	Protein Groups	Proteins	Unique (Groups)	Unique (Protein)	Oxidatic (M)	phosph	N-Acety (Protein)	Slice Average	Slice Std. Dev.	Slice 1	Slice 2	Slice 3
▶ 30	SDDHDSSTEPGLDAHR	phospho(STY)	1730.6533	-0.15136	0.65333689	319	OE2359F	yes	yes	0	1	0	1	0	1		



Result Explorer																	
Summary   Identifications   Modifications   All Peptides   MS Scans   MS/MS Scans   All Proteins																	
Protein Groups   Peptides   Modification-Specific Peptides   Evidence   MS/MS																	
	Sequence	Modifications	Mass	Mass Error [ppm]	Mass Fractional Part	Protein Groups	Proteins	Unique (Groups)	Unique (Protein)	Oxidatic (M)	phosph	N-Acety (Protein)	Slice Average	Slice Std. Dev.	Slice 1	Slice 2	Slice 3
▶ 31	SASERDTASGNGIHITK	phospho(STY)	1822.8211	0.14985	0.82107092	301	OE2296F	yes	yes	0	1	0	2	0		2	

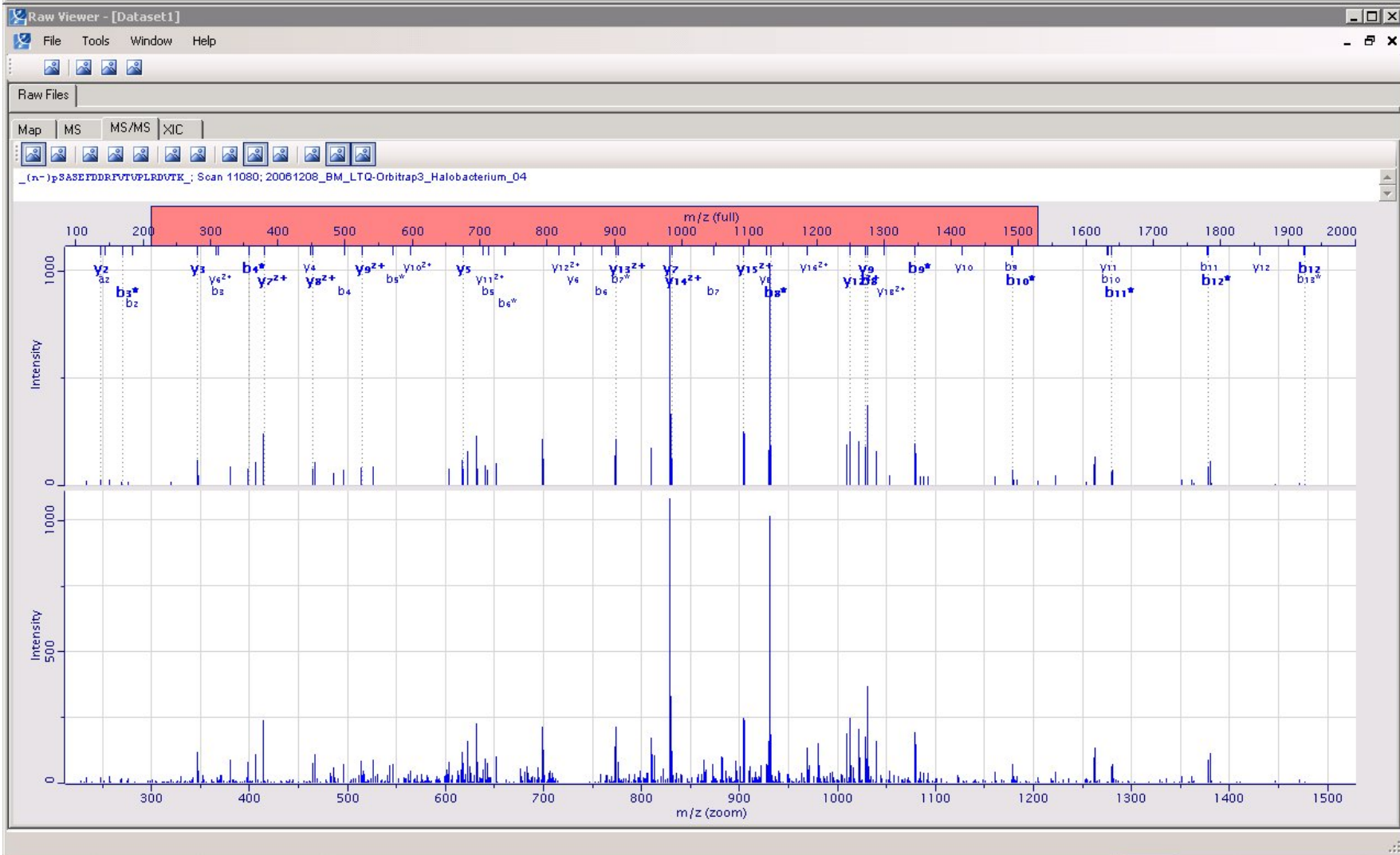


**Result Explorer**

Summary | Identifications | Modifications | All Peptides | MS Scans | MS/MS Scans | All Proteins

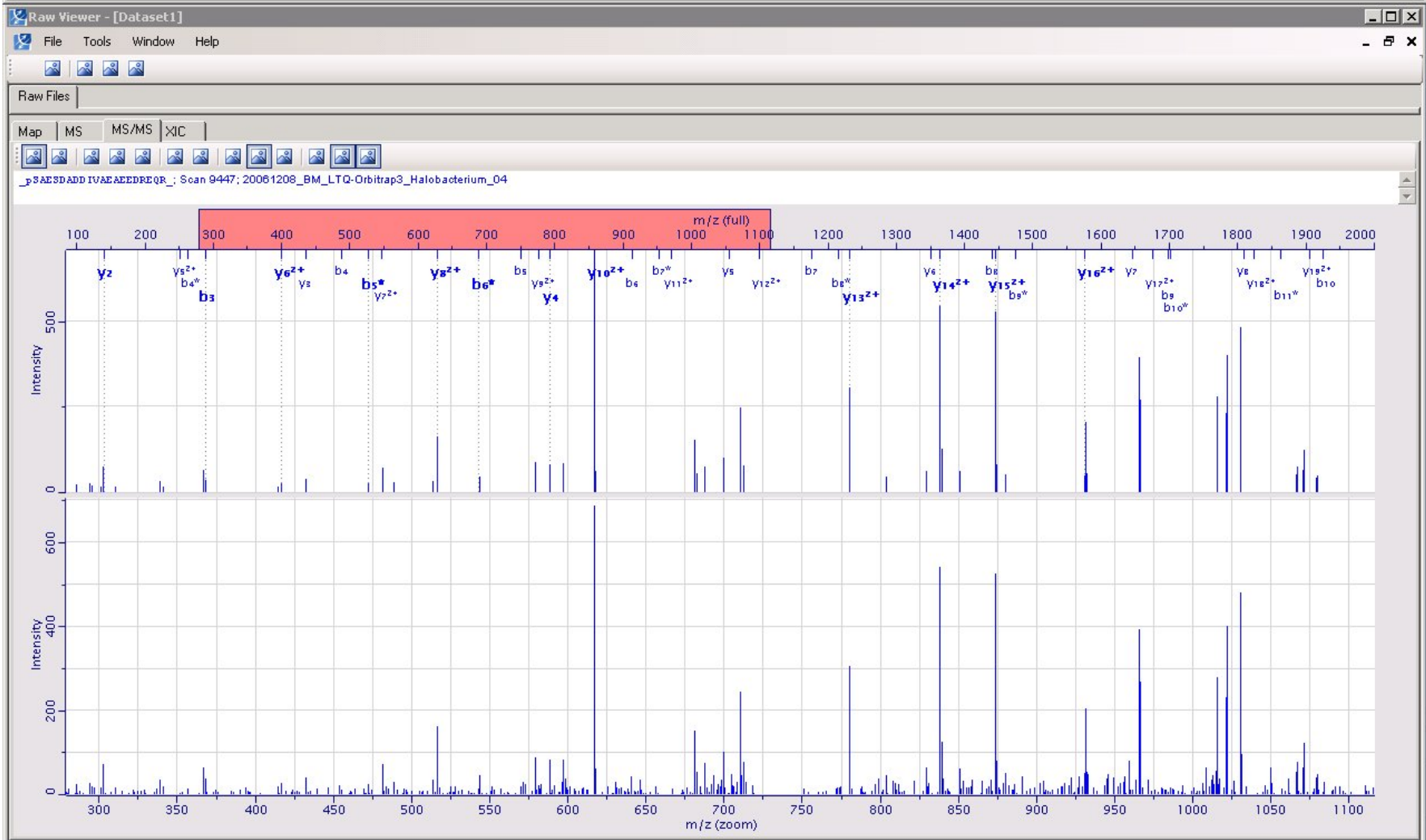
Protein Groups | Peptides | **Modification-Specific Peptides** | Evidence | MS/MS

	Sequence	Modifications	Mass	Mass Error [ppm]	Mass Fractional Part	Protein Groups	Proteins	Unique (Groups)	Unique (Protein)	Oxidatic (M)	phosph	N-Acety (Protein)	Slice Average	Slice Std. Dev.	Slice 1	Slice 2	Slice 3
▶ 32	SASEFDDRFVTVPLRDVTK	N-Acetyl (Protein),pho...	2303.0835	0.40784	0.08350348	919	OE4459R	yes	yes	0	1	1	2	0		1	





Result Explorer																	
Summary   Identifications   Modifications   All Peptides   MS Scans   MS/MS Scans   All Proteins																	
Protein Groups   Peptides   Modification-Specific Peptides   Evidence   MS/MS																	
	Sequence	Modifications	Mass	Mass Error [ppm]	Mass Fractional Part	Protein Groups	Proteins	Unique (Groups)	Unique (Protein)	Oxidatic (M)	phosph	N-Acety (Protein)	Slice Average	Slice Std. Dev.	Slice 1	Slice 2	Slice 3
▶ 33	SAESDADDIVAEAEEDREQR	phospho(STY)	2313.9234	-0.3212	0.92342332	786	OE3992R	yes	yes	0	1	0	4	2		1	

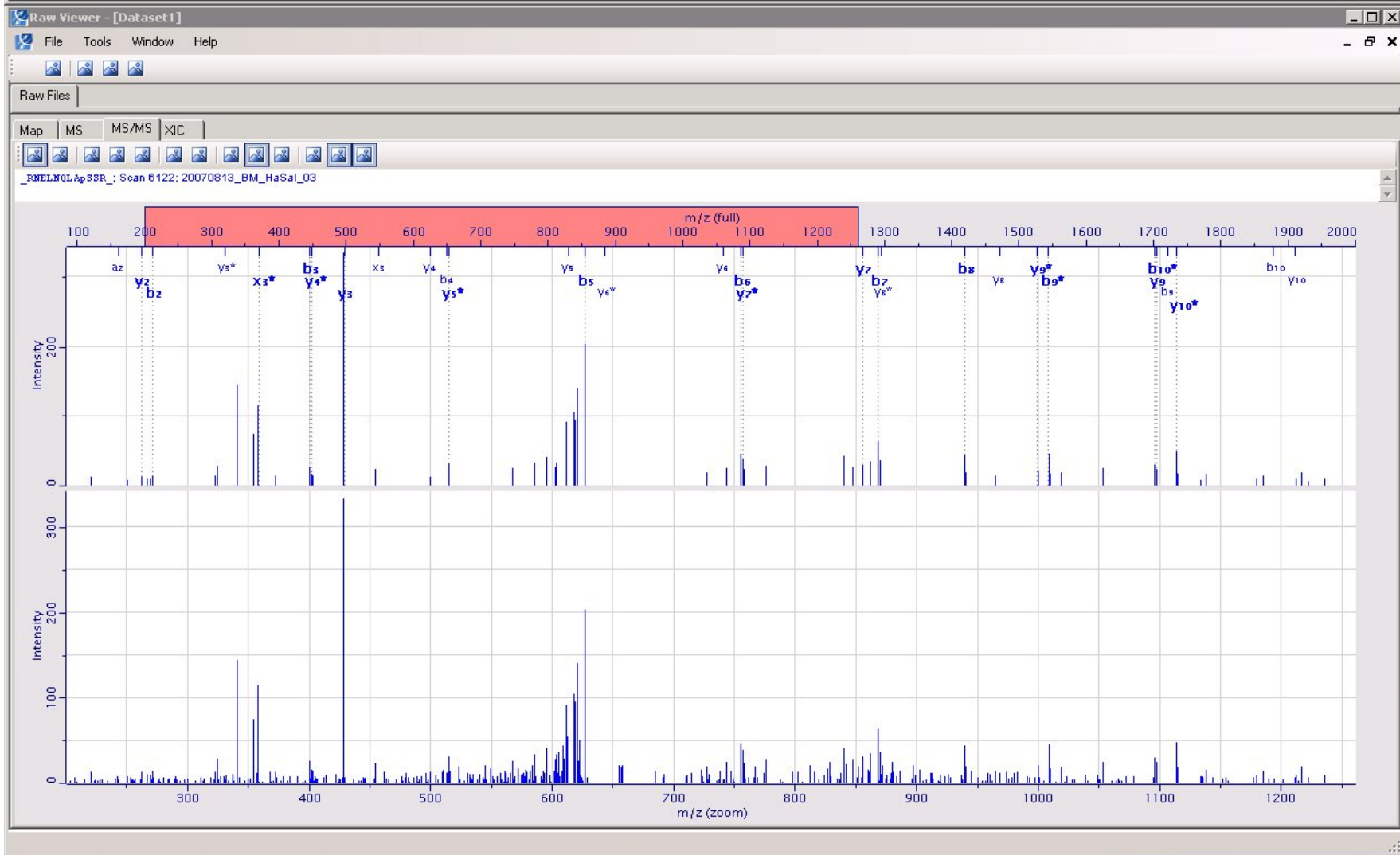


Result Explorer

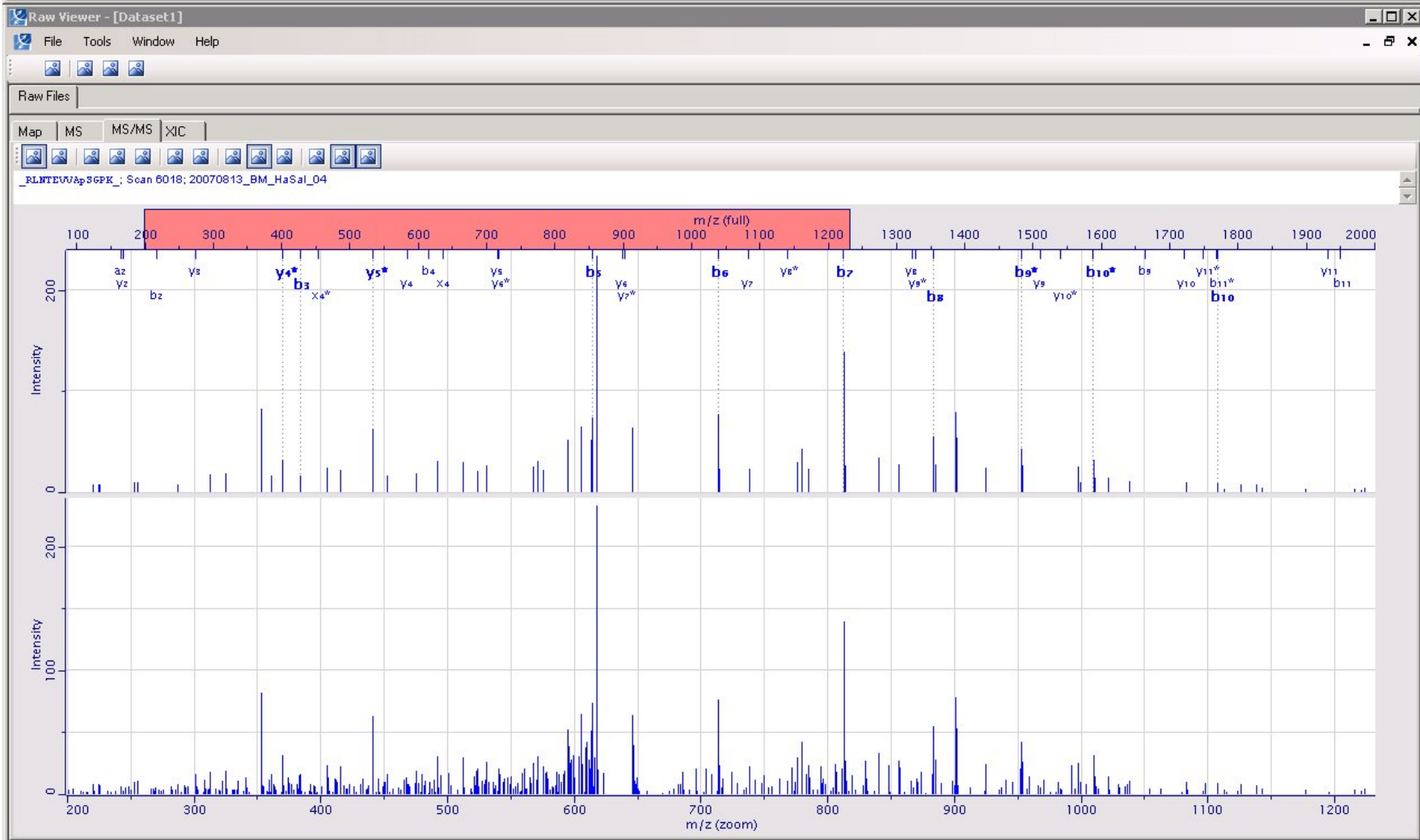
Summary | Identifications | Modifications | All Peptides | MS Scans | MS/MS Scans | All Proteins

Protein Groups | Peptides | **Modification-Specific Peptides** | Evidence | MS/MS

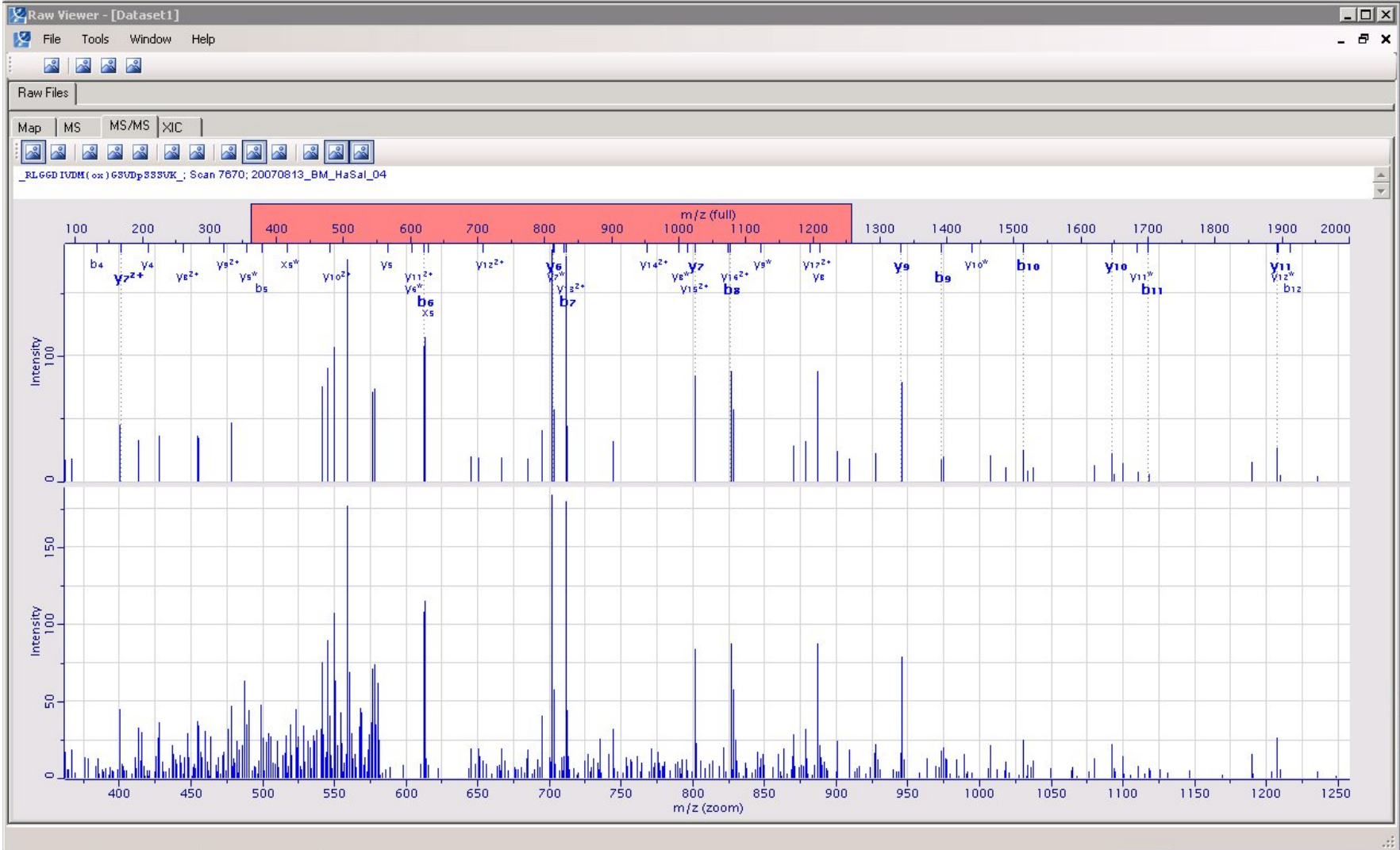
	Sequence	Modifications	Mass	Mass Error [ppm]	Mass Fractional Part	Protein Groups	Proteins	Unique (Groups)	Unique (Protein)	Oxidatic (M)	phosph	N-Acety (Protein)	Slice Average	Slice Std. Dev.	Slice 1	Slice 2	Slice 3
▶ 34	RNELNQLASSR	phospho(STY)	1366.6354	0.45679	0.6354424	109	DE1584R	yes	yes	0	1	0	3	0			1



Result Explorer																	
Summary   Identifications   Modifications   All Peptides   MS Scans   MS/MS Scans   All Proteins																	
Protein Groups   Peptides   Modification-Specific Peptides   Evidence   MS/MS																	
	Sequence	Modifications	Mass	Mass Error [ppm]	Mass Fractional Part	Protein Groups	Proteins	Unique (Groups)	Unique (Protein)	Oxidatic (M)	phosph	N-Acety (Protein)	Slice Average	Slice Std. Dev.	Slice 1	Slice 2	Slice 3
▶ 35	RLNTEVWASGPK	phospho(STY)	1349.6704	0.54555	0.67043093	697	OE3691F	yes	yes	0	1	0	4	0			



Result Explorer																	
Summary   Identifications   Modifications   All Peptides   MS Scans   MS/MS Scans   All Proteins																	
Protein Groups   Peptides   Modification-Specific Peptides   Evidence   MS/MS																	
	Sequence	Modifications	Mass	Mass Error [ppm]	Mass Fractional Part	Protein Groups	Proteins	Unique (Groups)	Unique (Protein)	Oxidatic (M)	phosph	N-Acety (Protein)	Slice Average	Slice Std. Dev.	Slice 1	Slice 2	Slice 3
▶ 35	RLGGDIVDMGSDSSSVK	Oxidation (M), phosph...	1316.8551	0.53124	0.85508394	1039	OE5201F	yes	yes	1	1	0	4	0			

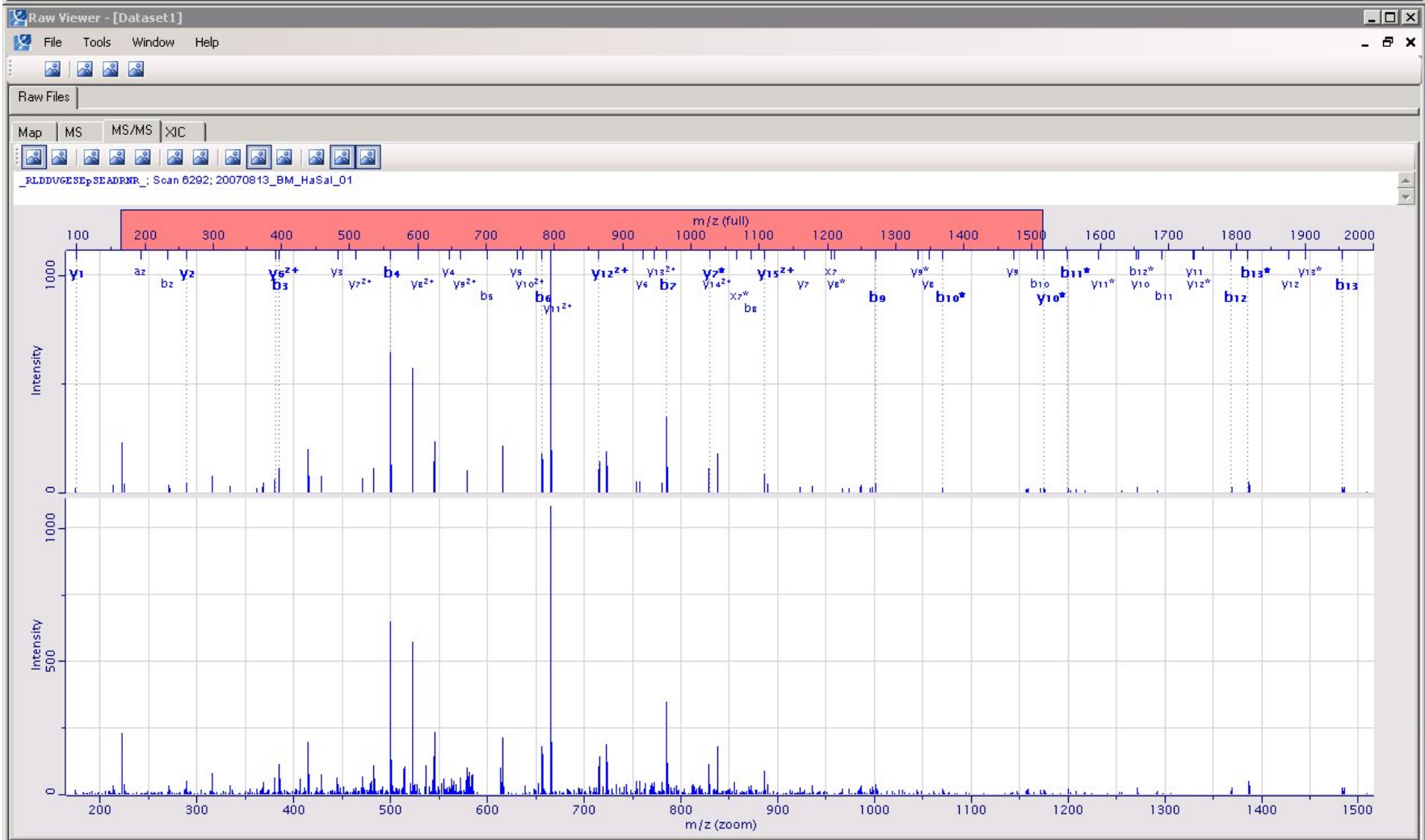


Result Explorer

Summary | Identifications | Modifications | All Peptides | MS Scans | MS/MS Scans | All Proteins

Protein Groups | Peptides | Modification-Specific Peptides | Evidence | MS/MS

	Sequence	Modifications	Mass	Mass Error [ppm]	Mass Fractional Part	Protein Groups	Proteins	Unique (Groups)	Unique (Protein)	Oxidatic (M)	phosph	N-Acety (Protein)	Slice Average	Slice Std. Dev.	Slice 1	Slice 2	Slice 3
▶ 37	RLDDVGESESEADRNR	phospho(STY)	1326.8069	-0.093409	0.80687742	932	DE4509F	yes	yes	0	1	0	2.17	2.61	5		



Result Explorer

Summary | Identifications | Modifications | All Peptides | MS Scans | MS/MS Scans | All Proteins

Protein Groups | Peptides | Modification-Specific Peptides | Evidence | MS/MS

	Sequence	Modifications	Mass	Mass Error [ppm]	Mass Fractional Part	Protein Groups	Proteins	Unique (Groups)	Unique (Protein)	Oxidatic (M)	phosph	N-Acety (Protein)	Slice Average	Slice Std. Dev.	Slice 1	Slice 2	Slice 3
▶ 38	RGSSGSDRPTADEPPEWSDVDEDA...	phospho(STY)	3181.3109	-0.34283	0.31093954	269	OE2165R	yes	yes	0	1	0	3	0			1

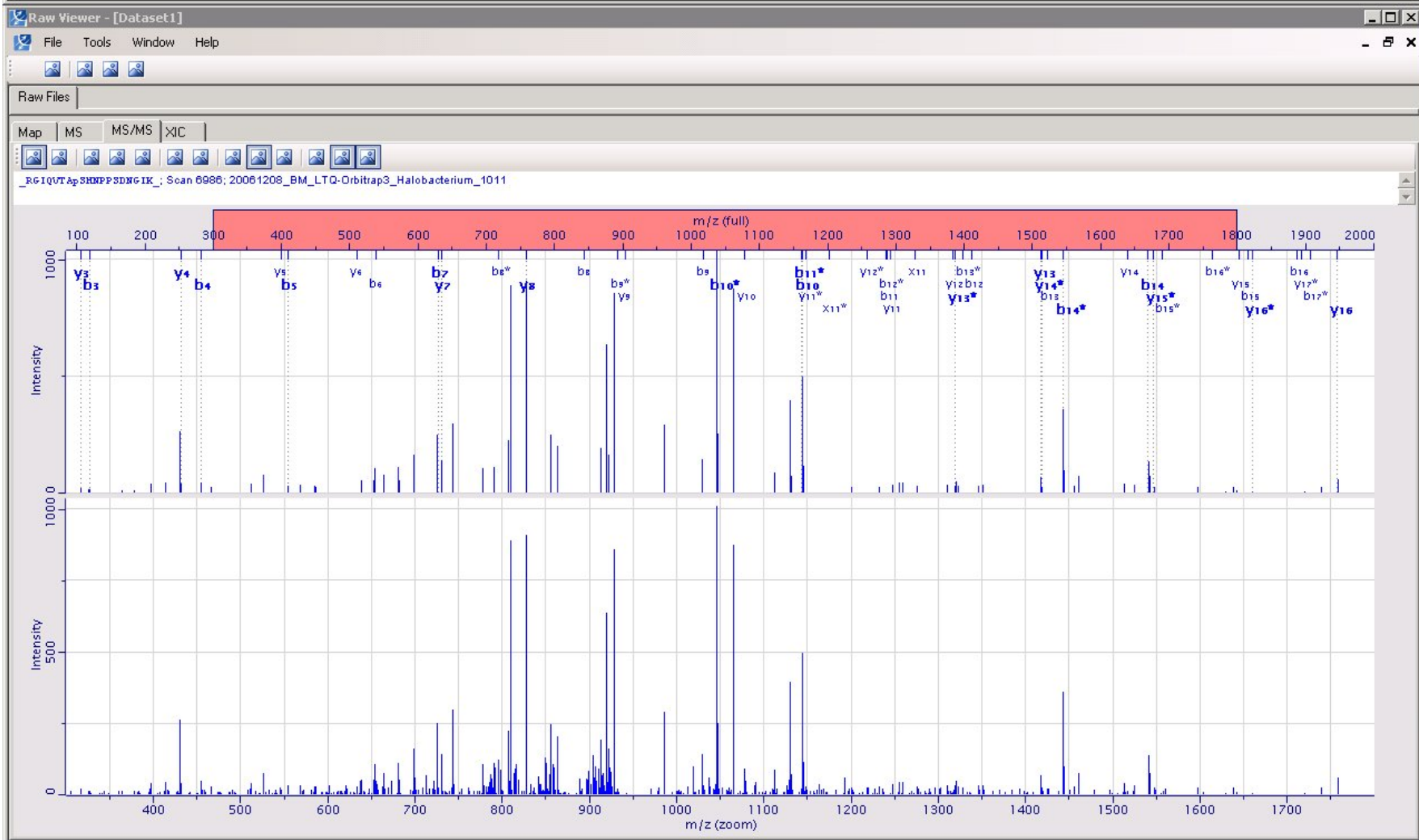


**Result Explorer**

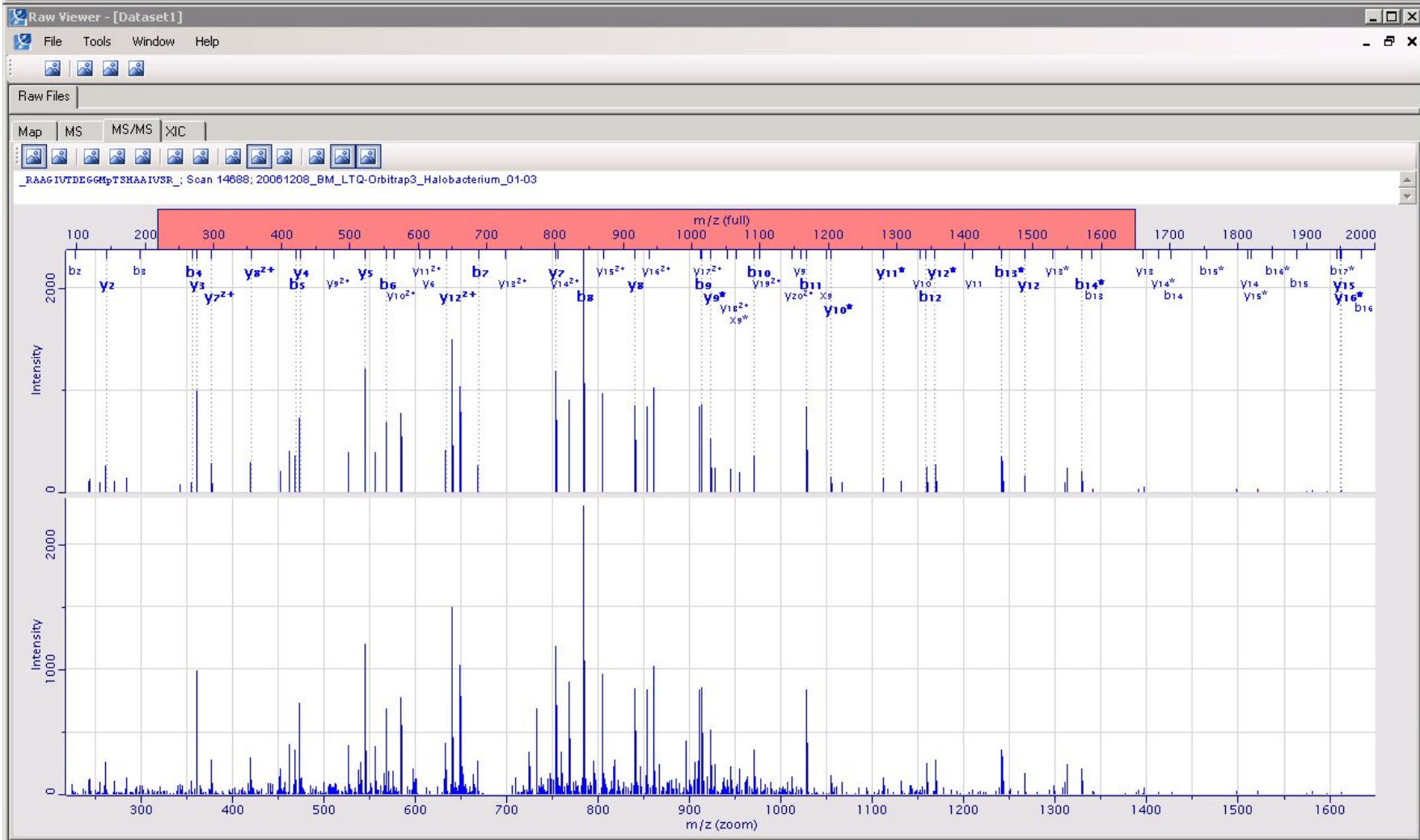
Summary | Identifications | Modifications | All Peptides | MS Scans | MS/MS Scans | All Proteins

Protein Groups | Peptides | **Modification-Specific Peptides** | Evidence | MS/MS

	Sequence	Modifications	Mass	Mass Error [ppm]	Mass Fractional Part	Protein Groups	Proteins	Unique (Groups)	Unique (Protein)	Oxidatic (M)	phosph	N-Acety (Protein)	Slice Average	Slice Std. Dev.	Slice 1	Slice 2	Slice 3
▶ 39	RGIQVTASHNPPSDNGIK	phospho(STY)	1969.9371	-0.30885	0.93710373	313	DE2318R	yes	yes	0	1	0	4.29	2.37		3	1



Result Explorer																	
Summary   Identifications   Modifications   All Peptides   MS Scans   MS/MS Scans   All Proteins																	
Protein Groups   Peptides   Modification-Specific Peptides   Evidence   MS/MS																	
	Sequence	Modifications	Mass	Mass Error [ppm]	Mass Fractional Part	Protein Groups	Proteins	Unique (Groups)	Unique (Protein)	Oxidatic (M)	phosph	N-Acety (Protein)	Slice Average	Slice Std. Dev.	Slice 1	Slice 2	Slice 3
▶ 40	RAAGIVTDEGGMTSHAAIVSR	phospho(STY)	2178.0253	-1.0018	0.0252668...	87	DE1500R	yes	yes	0	1	0	4.85	2.34	5	13	12



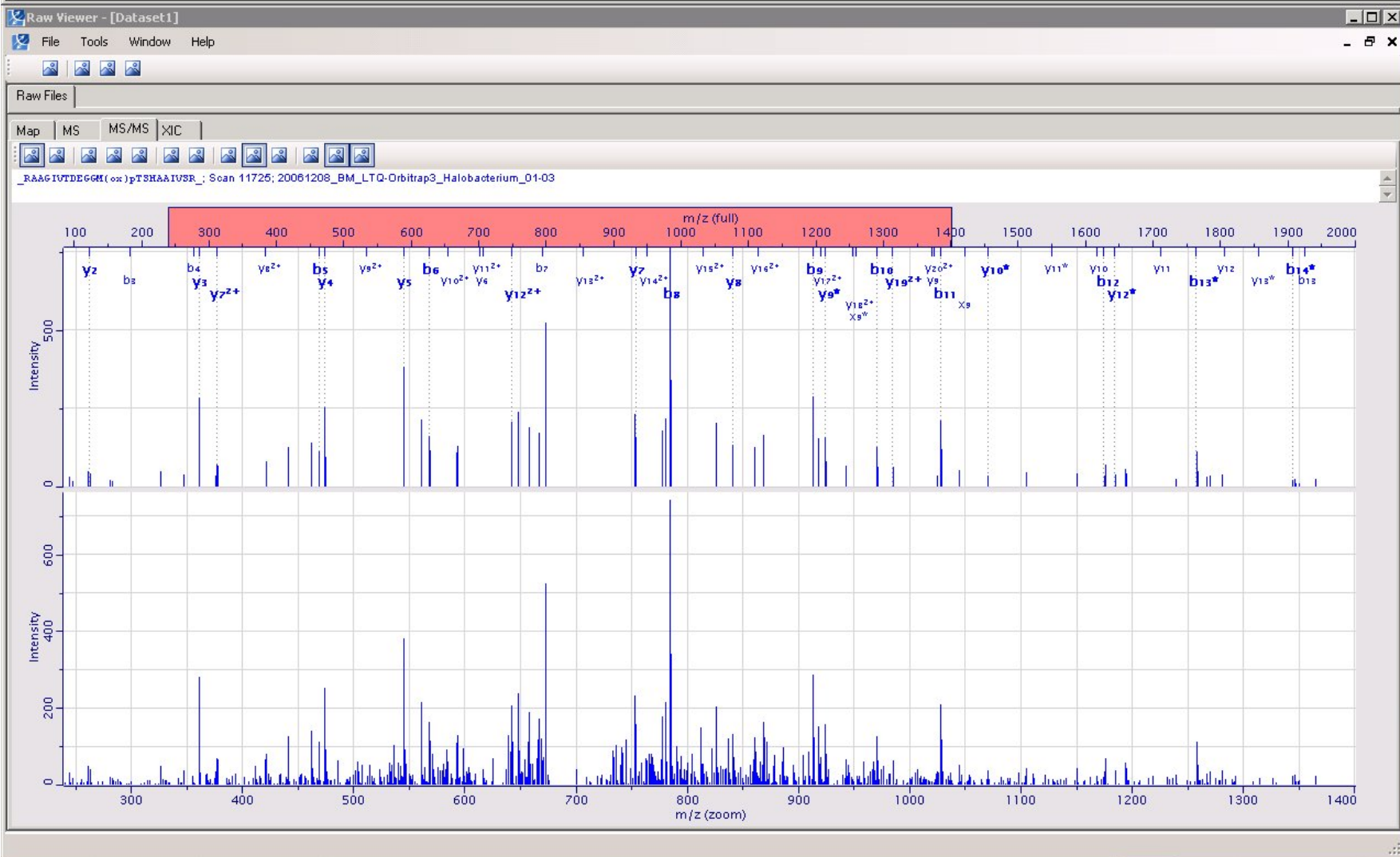


**Result Explorer**

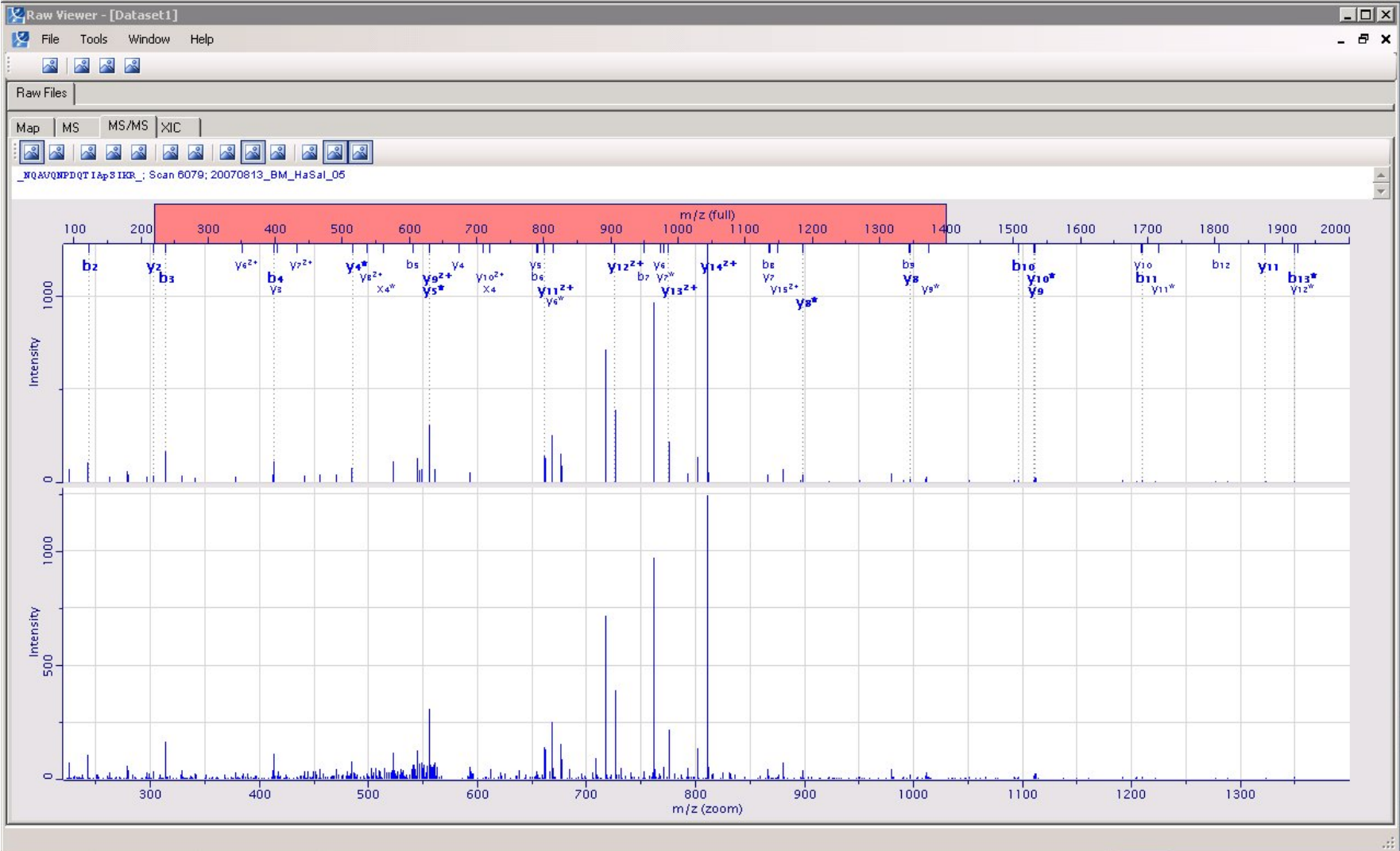
Summary | Identifications | Modifications | All Peptides | MS Scans | MS/MS Scans | All Proteins

Protein Groups | Peptides | **Modification-Specific Peptides** | Evidence | MS/MS

	Sequence	Modifications	Mass	Mass Error [ppm]	Mass Fractional Part	Protein Groups	Proteins	Unique (Groups)	Unique (Protein)	Oxidatic (M)	phosph	N-Acety (Protein)	Slice Average	Slice Std. Dev.	Slice 1	Slice 2	Slice 3
▶ 41	RAAGIVTDEGGMTSHAAIVSR	Oxidation (M), phosph...	2194.0202	-1.098	0.0201922...	87	DE1500R	yes	yes	1	1	0	4.29	2.6	20	25	7



Result Explorer																	
Summary   Identifications   Modifications   All Peptides   MS Scans   MS/MS Scans   All Proteins																	
Protein Groups   Peptides   Modification-Specific Peptides   Evidence   MS/MS																	
	Sequence	Modifications	Mass	Mass Error [ppm]	Mass Fractional Part	Protein Groups	Proteins	Unique (Groups)	Unique (Protein)	Oxidatic (M)	phosph	N-Acety (Protein)	Slice Average	Slice Std. Dev.	Slice 1	Slice 2	Slice 3
▶ 42	NQAVQNPDTIASIKR	phospho(STY)	1861.9047	-0.61367	0.90474097	153	OE1737R	yes	yes	0	1	0	5	0			

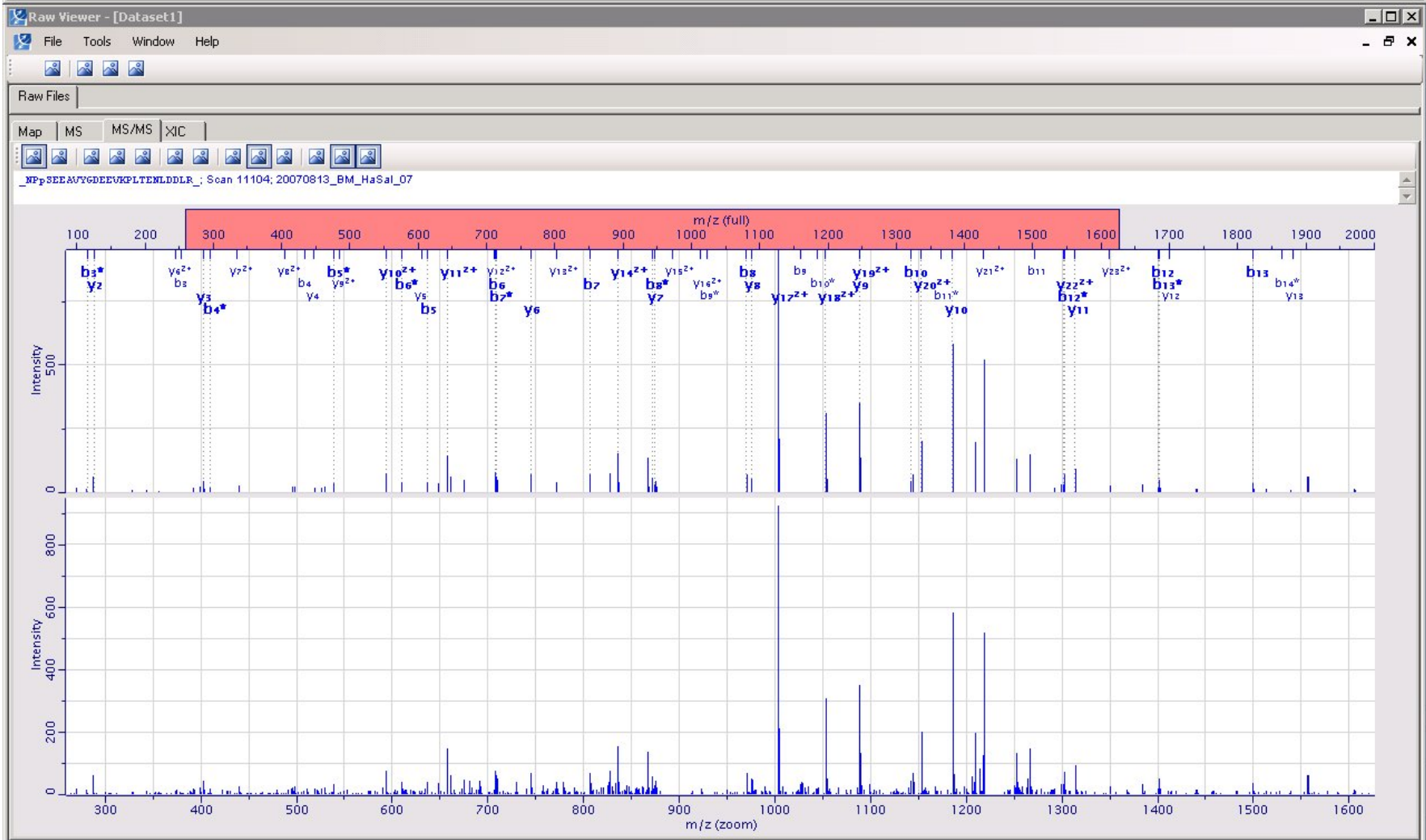


Result Explorer

Summary | Identifications | Modifications | All Peptides | MS Scans | MS/MS Scans | All Proteins

Protein Groups | Peptides | **Modification-Specific Peptides** | Evidence | MS/MS

	Sequence	Modifications	Mass	Mass Error [ppm]	Mass Fractional Part	Protein Groups	Proteins	Unique (Groups)	Unique (Protein)	Oxidatic (M)	phosph	N-Acety (Protein)	Slice Average	Slice Std. Dev.	Slice 1	Slice 2	Slice 3
▶ 43	NPSEEAIVGDEEVKPLTENLDDLK	phospho(STY)	2811.2488	-0.30905	0.2487802	400	OE2623R	yes	yes	0	1	0	7.5	0.5			

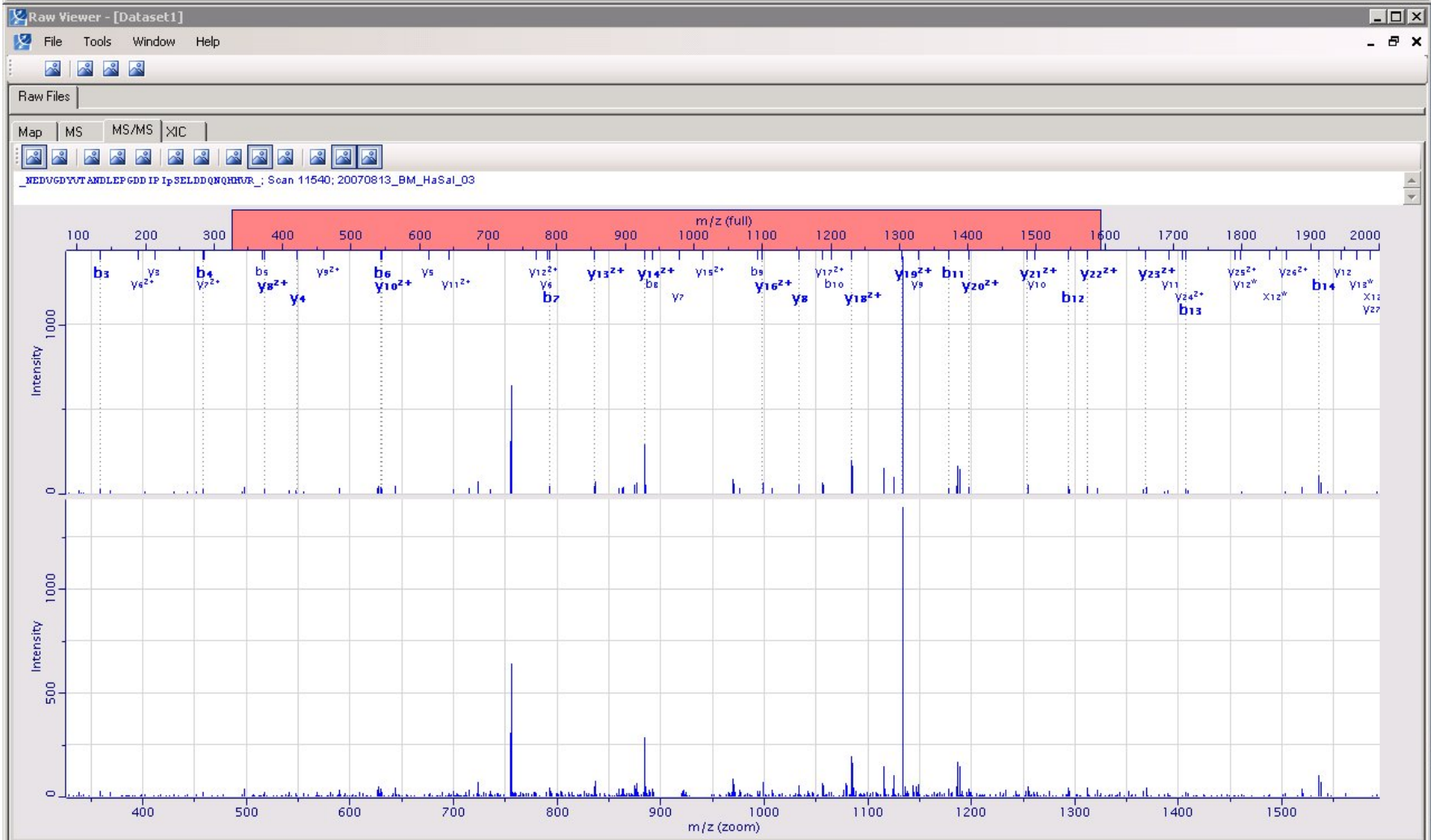


Result Explorer

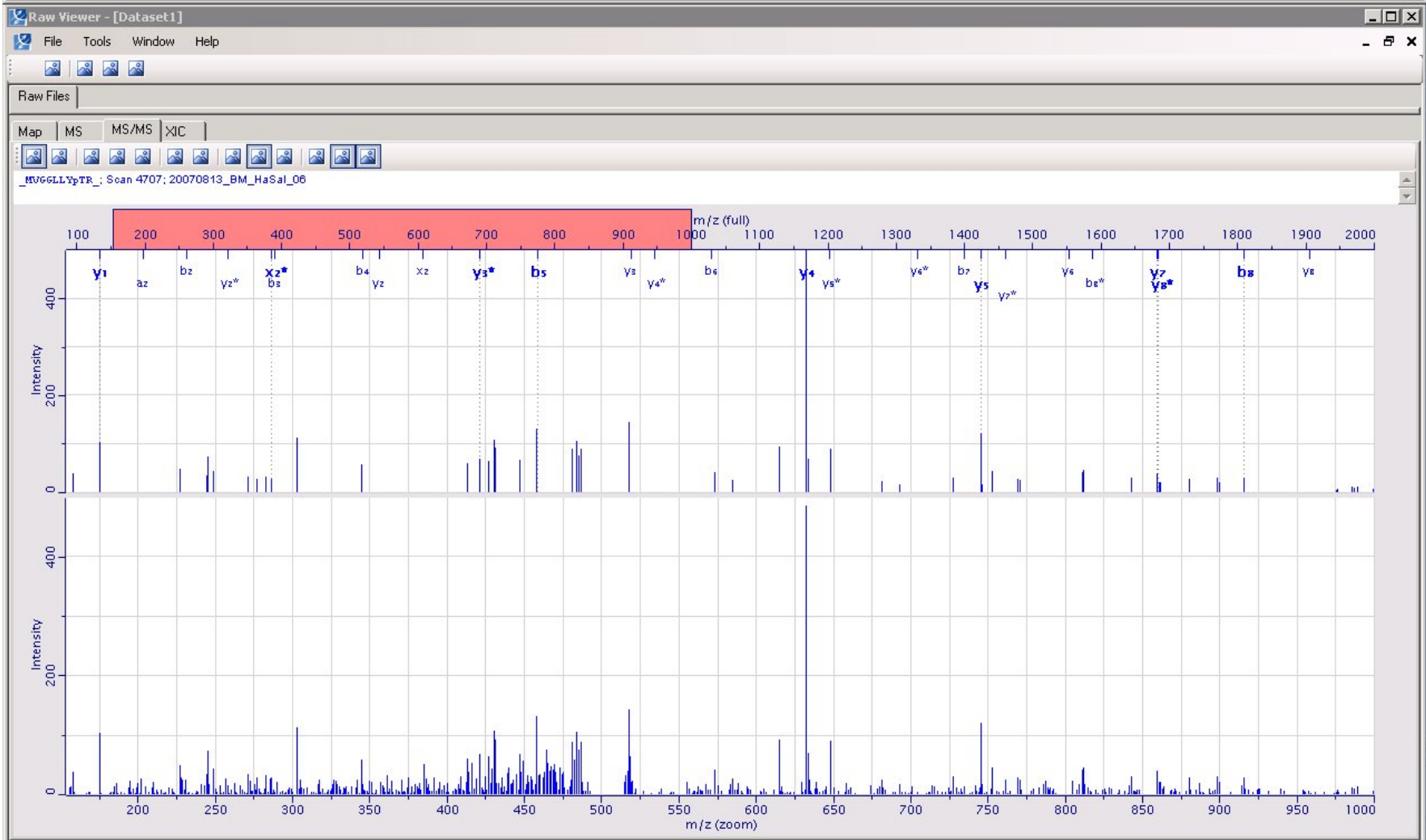
Summary | Identifications | Modifications | All Peptides | MS Scans | MS/MS Scans | All Proteins

Protein Groups | Peptides | Modification-Specific Peptides | Evidence | MS/MS

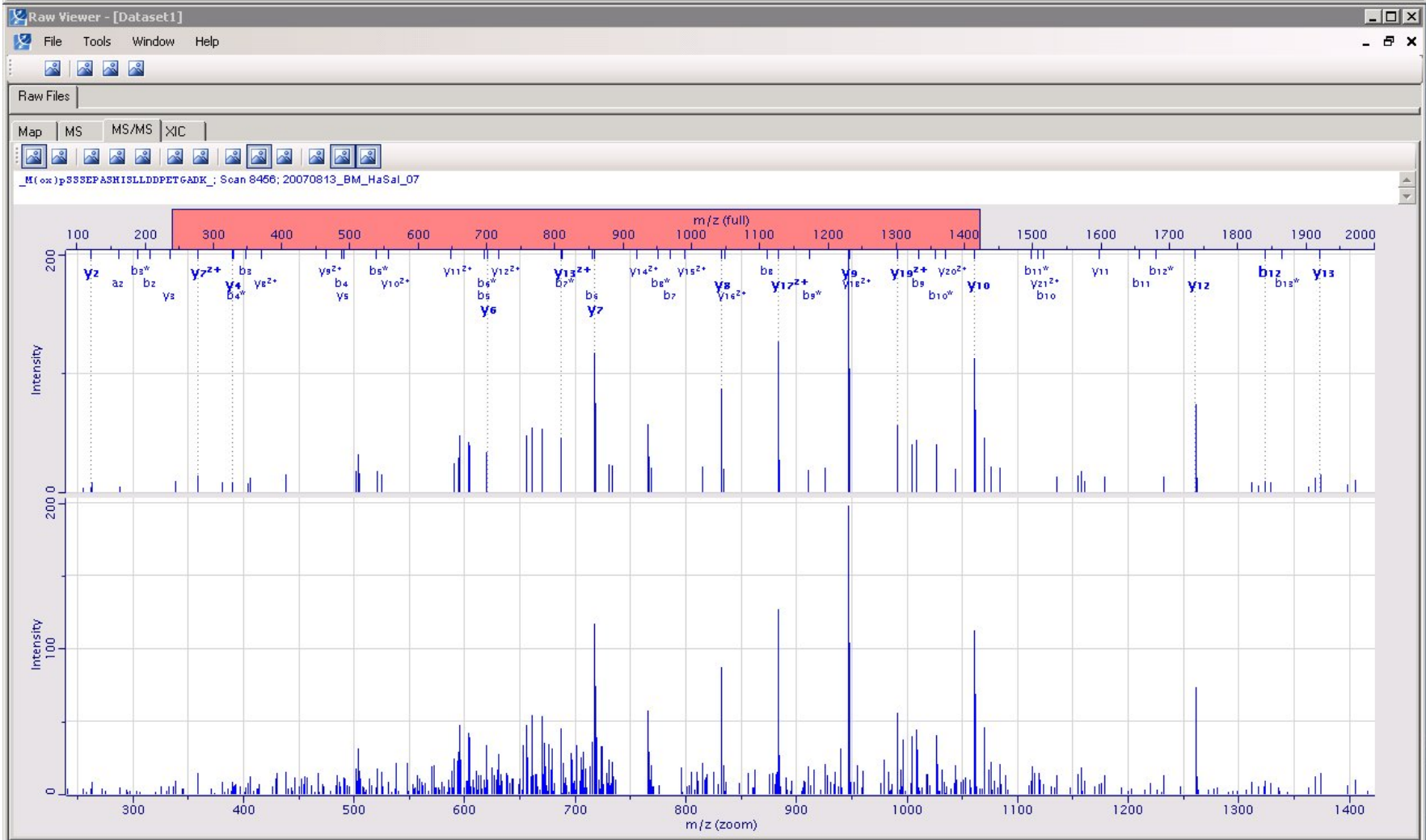
	Sequence	Modifications	Mass	Mass Error [ppm]	Mass Fractional Part	Protein Groups	Proteins	Unique (Groups)	Unique (Protein)	Oxidative (M)	phosph	N-Acety (Protein)	Slice Average	Slice Std. Dev.	Slice 1	Slice 2	Slice 3
44	NEDVGDYVTANDLEPGDDIPSELD...	phospho(STY)	3798.6283	-0.018352	0.62825094	141	DE1684F	yes	yes	0	1	0	3	0			1



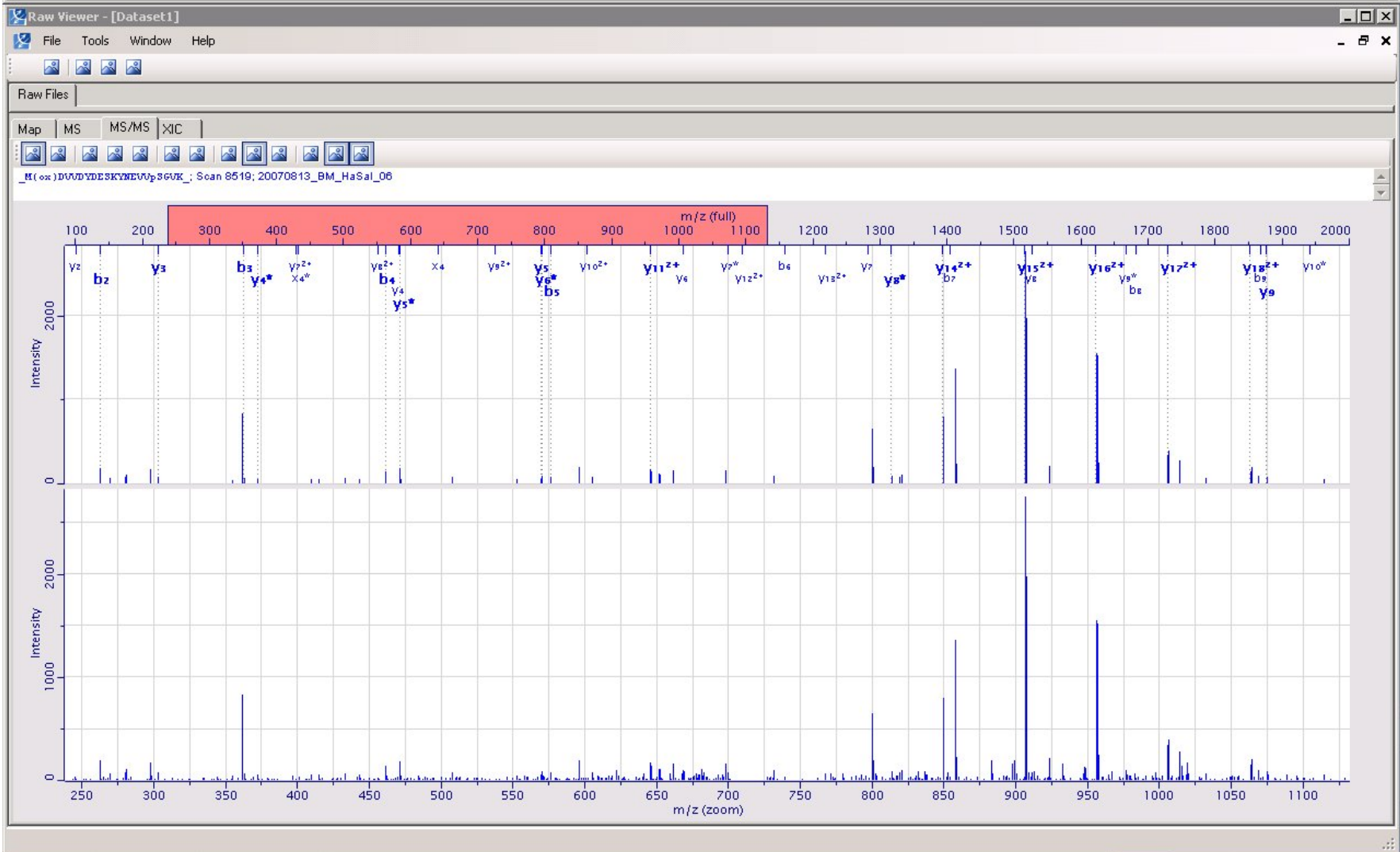
Result Explorer																	
Summary   Identifications   Modifications   All Peptides   MS Scans   MS/MS Scans   All Proteins																	
Protein Groups   Peptides   Modification-Specific Peptides   Evidence   MS/MS																	
	Sequence	Modifications	Mass	Mass Error [ppm]	Mass Fractional Part	Protein Groups	Proteins	Unique (Groups)	Unique (Protein)	Oxidative (M)	phosph	N-Acety (Protein)	Slice Average	Slice Std. Dev.	Slice 1	Slice 2	Slice 3
▶ 45	MVGGLLYTR	phospho(STY)	1088.509	0.68726	0.50896825	956	DE4600F	yes	yes	0	1	0	6	0			



Result Explorer																	
Summary   Identifications   Modifications   All Peptides   MS Scans   MS/MS Scans   All Proteins																	
Protein Groups   Peptides   Modification-Specific Peptides   Evidence   MS/MS																	
	Sequence	Modifications	Mass	Mass Error [ppm]	Mass Fractional Part	Protein Groups	Proteins	Unique (Groups)	Unique (Protein)	Oxidatic (M)	phosph	N-Acety (Protein)	Slice Average	Slice Std. Dev.	Slice 1	Slice 2	Slice 3
▶ 46	MSSSEPAHISLLDDPETGADK	Oxidation (M), phosph...	2381.9934	-0.20612	0.99342791	810	OE4101R	yes	yes	1	1	0	7	0			



Result Explorer																	
Summary   Identifications   Modifications   All Peptides   MS Scans   MS/MS Scans   All Proteins																	
Protein Groups   Peptides   Modification-Specific Peptides   Evidence   MS/MS																	
	Sequence	Modifications	Mass	Mass Error [ppm]	Mass Fractional Part	Protein Groups	Proteins	Unique (Groups)	Unique (Protein)	Oxidatic (M)	phosph	N-Acety (Protein)	Slice Average	Slice Std. Dev.	Slice 1	Slice 2	Slice 3
▶ 47	MDWDYDESKYNEWVSGVK	Oxidation (M), phosph...	2270.9654	-0.66384	0.96542225	992	DE4721R	yes	yes	1	1	0	6	0			

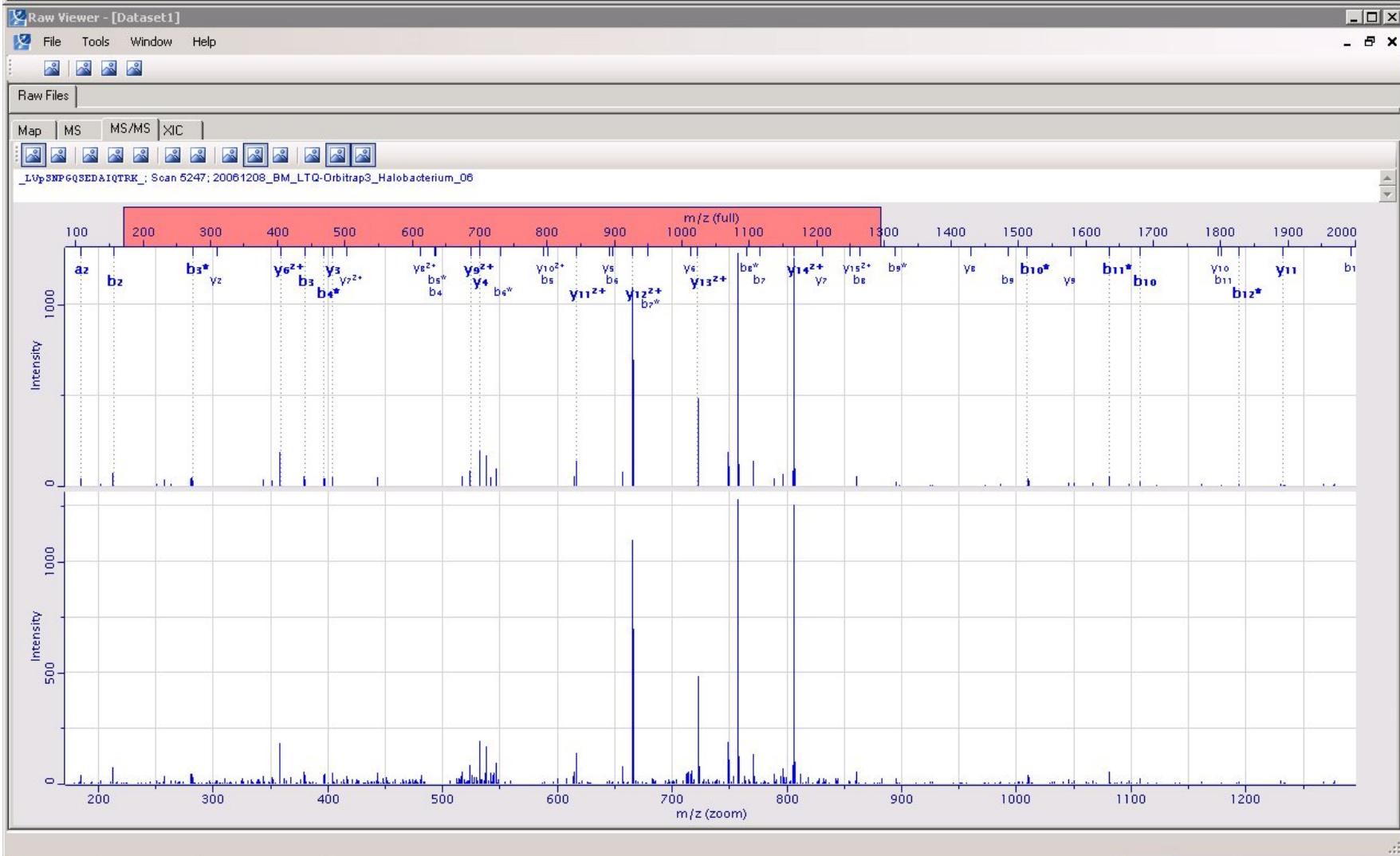


Result Explorer

Summary | Identifications | Modifications | All Peptides | MS Scans | MS/MS Scans | All Proteins

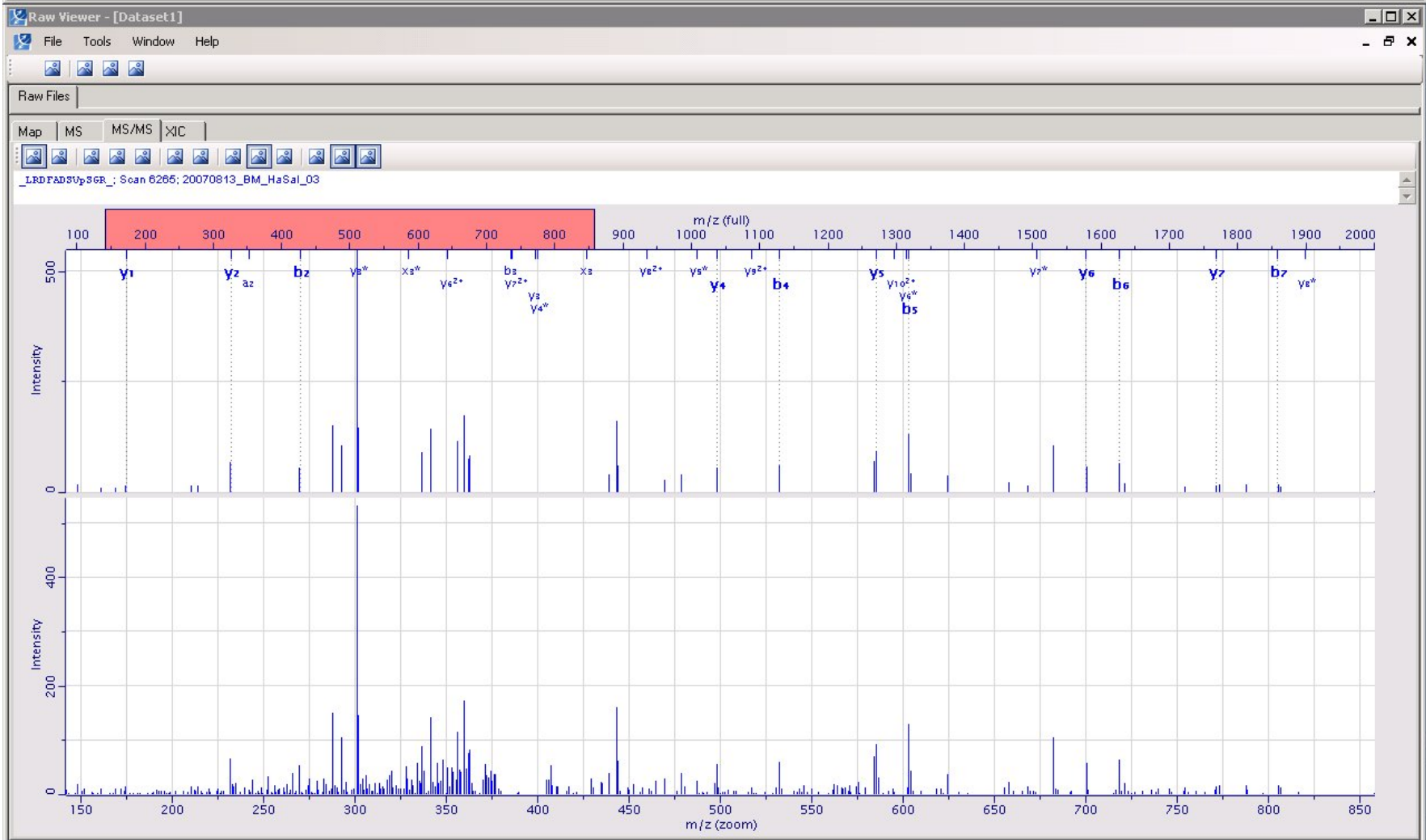
Protein Groups | Peptides | Modification-Specific Peptides | Evidence | MS/MS

	Sequence	Modifications	Mass	Mass Error [ppm]	Mass Fractional Part	Protein Groups	Proteins	Unique (Groups)	Unique (Protein)	Oxidatic (M)	phosph	N-Acety (Protein)	Slice Average	Slice Std. Dev.	Slice 1	Slice 2	Slice 3	Slice 4	
48	LVSNPGQSEDAIQTRK	phospho(STY)	1821.8622	-0.49719	0.86220745	869	DE4305R	yes	yes	0	1	0	4	0					

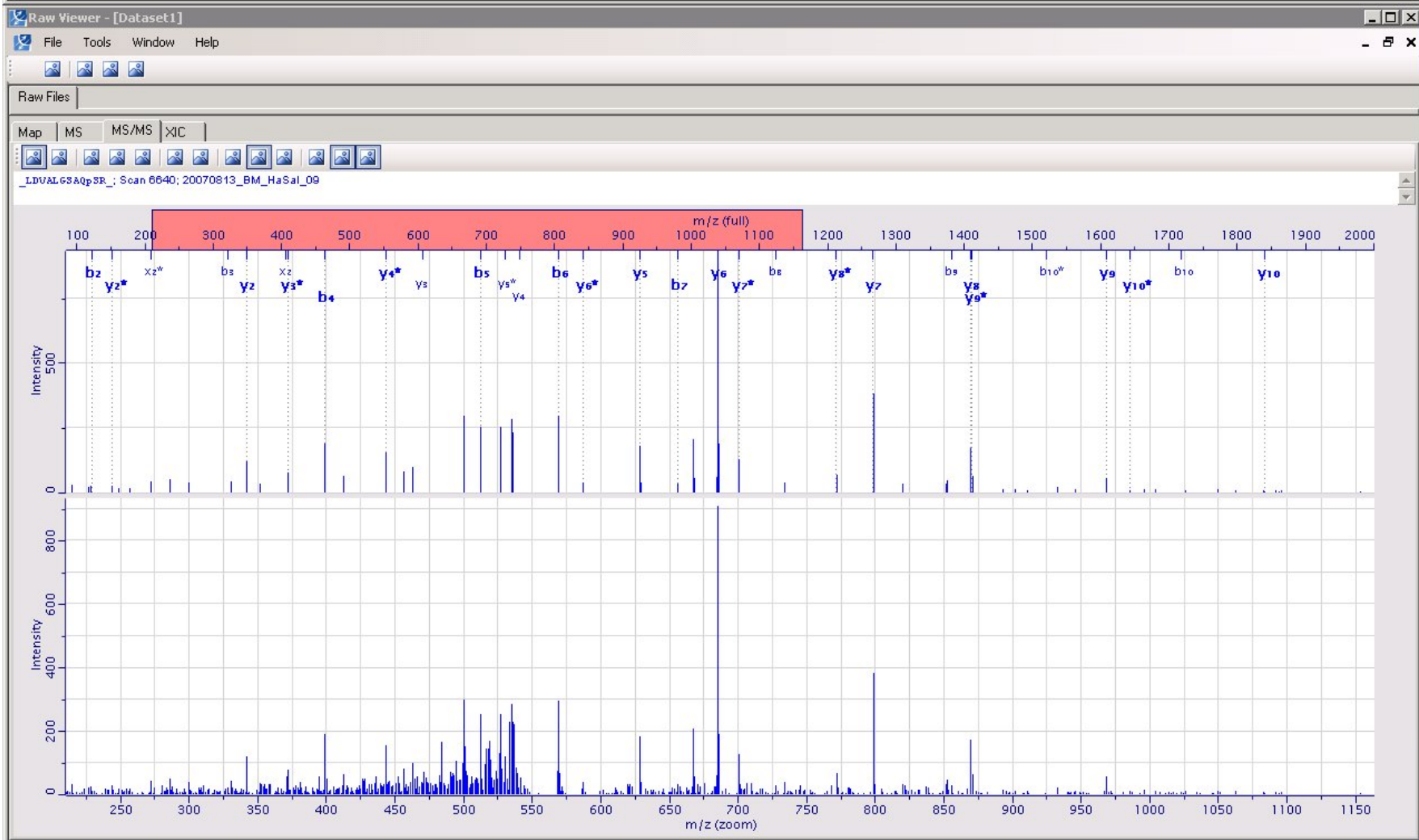




Result Explorer																	
Summary   Identifications   Modifications   All Peptides   MS Scans   MS/MS Scans   All Proteins																	
Protein Groups   Peptides   <b>Modification-Specific Peptides</b>   Evidence   MS/MS																	
	Sequence	Modifications	Mass	Mass Error [ppm]	Mass Fractional Part	Protein Groups	Proteins	Unique (Groups)	Unique (Protein)	Oxidatic (M)	phosph	N-Acety (Protein)	Slice Average	Slice Std. Dev.	Slice 1	Slice 2	Slice 3
▶ 49	LRDFADSVSGR	phospho(STY)	1301.5765	0.7811	0.57653054	764	OE3925R	yes	yes	0	1	0	3	0			3



Result Explorer																	
Summary   Identifications   Modifications   All Peptides   MS Scans   MS/MS Scans   All Proteins																	
Protein Groups   Peptides   Modification-Specific Peptides   Evidence   MS/MS																	
	Sequence	Modifications	Mass	Mass Error [ppm]	Mass Fractional Part	Protein Groups	Proteins	Unique (Groups)	Unique (Protein)	Oxidatic (M)	phosph	N-Acety (Protein)	Slice Average	Slice Std. Dev.	Slice 1	Slice 2	Slice 3
▶ 50	LDVALGSAQSR	phospho(STY)	1195.5538	-0.24488	0.55381784	658	OE3542R	yes	yes	0	1	0	9	0			

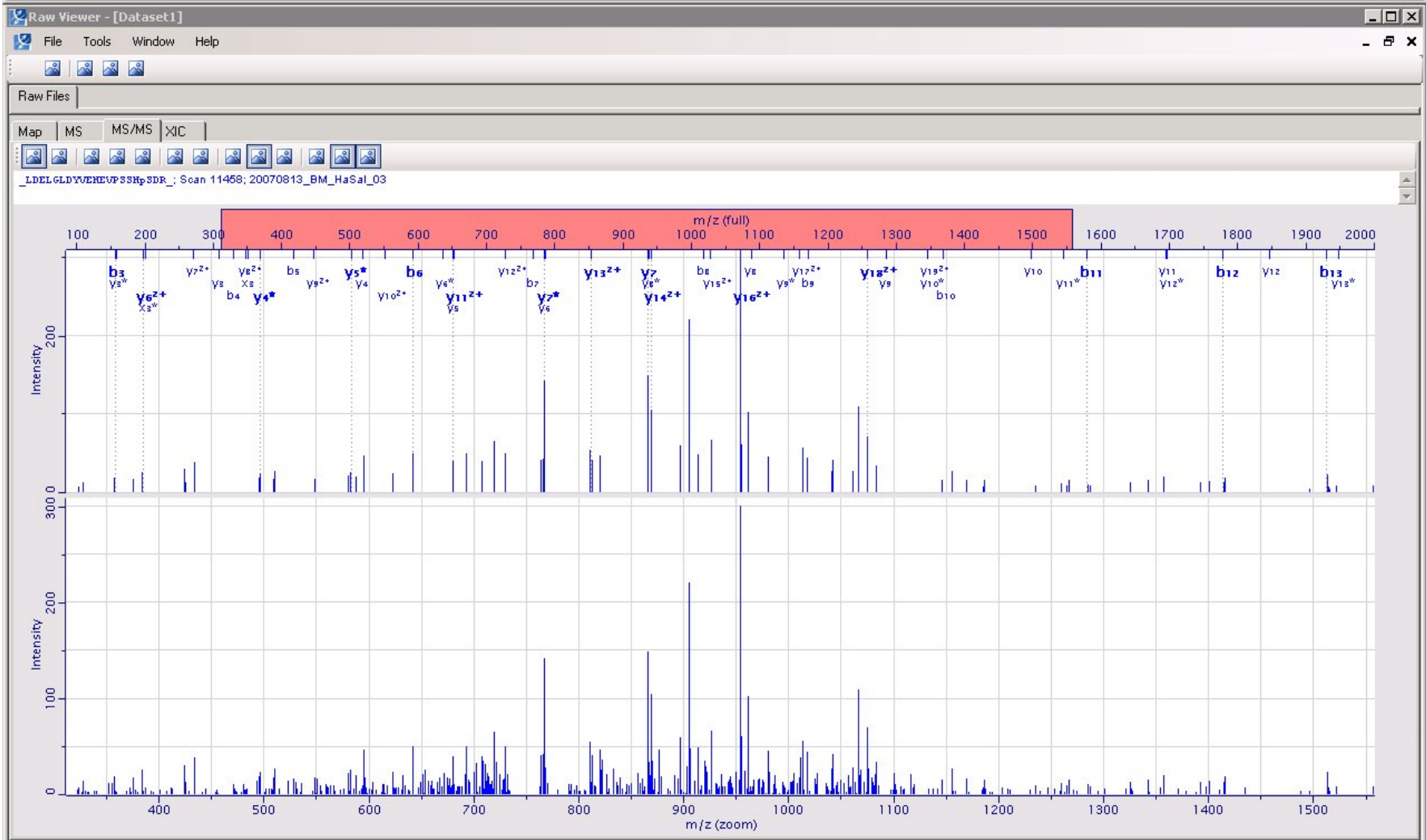


Result Explorer

Summary | Identifications | Modifications | All Peptides | MS Scans | MS/MS Scans | All Proteins

Protein Groups | Peptides | Modification-Specific Peptides | Evidence | MS/MS

	Sequence	Modifications	Mass	Mass Error [ppm]	Mass Fractional Part	Protein Groups	Proteins	Unique (Groups)	Unique (Protein)	Oxidatic (M)	phosph	N-Acety (Protein)	Slice Average	Slice Std. Dev.	Slice 1	Slice 2	Slice 3
▶ 51	LDELGLDYVEHEVPSSHSDR	phospho(STY)	2376.0271	0.10641	0.0271005...	771	DE3949R	yes	yes	0	1	0	3	0			1

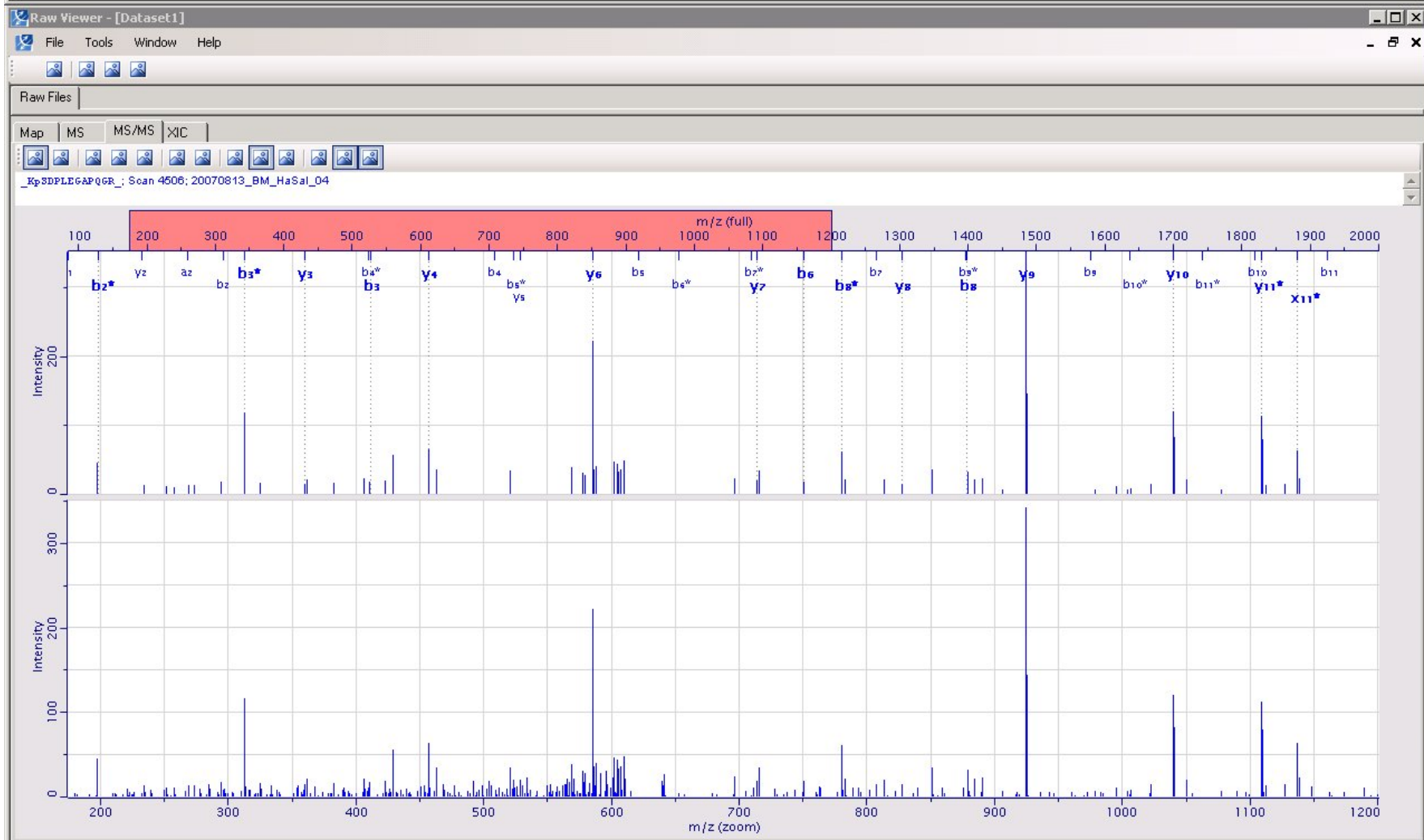


**Result Explorer**

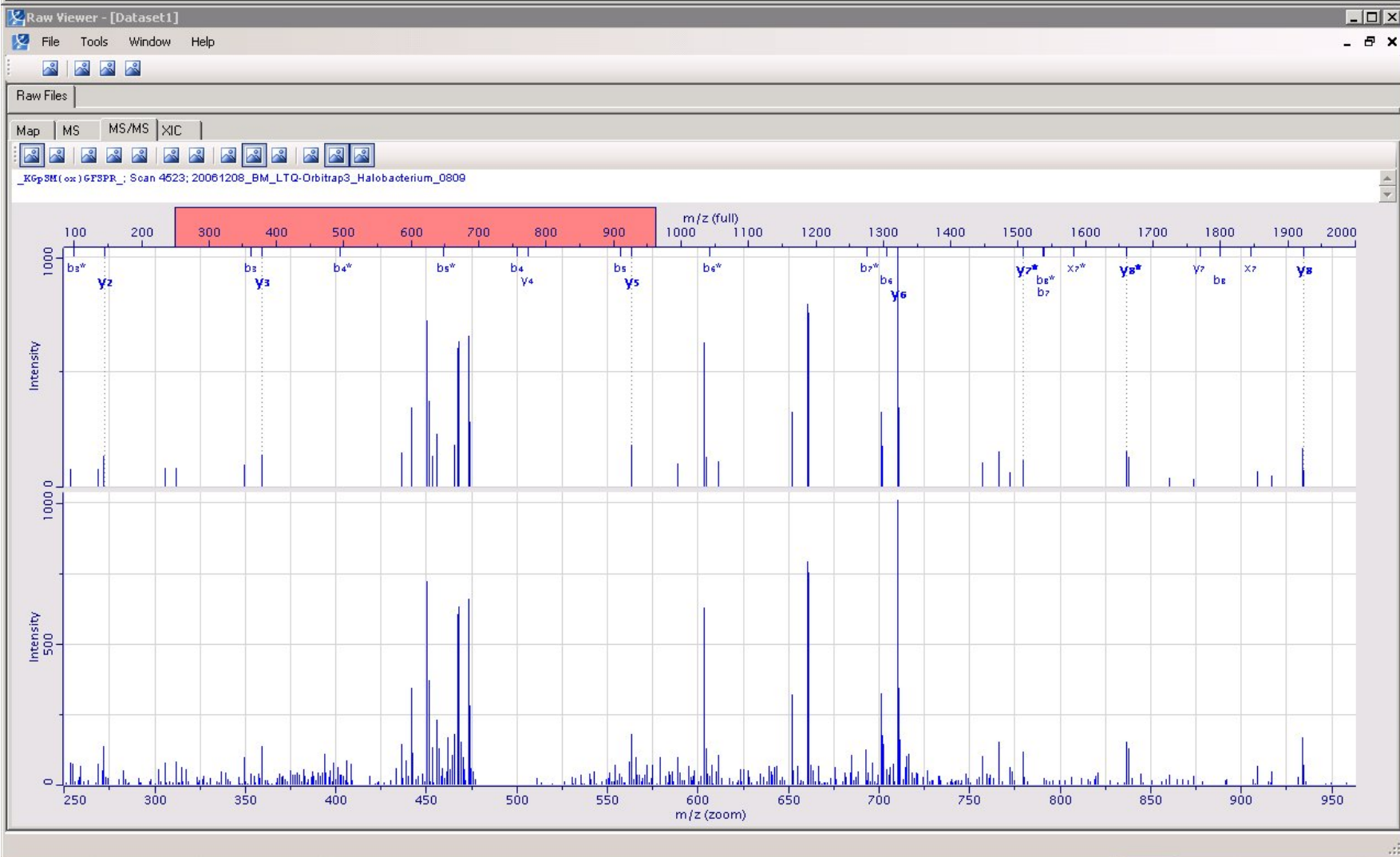
Summary | Identifications | Modifications | All Peptides | MS Scans | MS/MS Scans | All Proteins

Protein Groups | Peptides | **Modification-Specific Peptides** | Evidence | MS/MS

	Sequence	Modifications	Mass	Mass Error [ppm]	Mass Fractional Part	Protein Groups	Proteins	Unique (Groups)	Unique (Protein)	Oxidative (M)	phosph	N-Acety (Protein)	Slice Average	Slice Std. Dev.	Slice 1	Slice 2	Slice 3
▶ 52	KSDPLEGAPQGR	phospho(STY)	1333.6027	0.013422	0.60274529	996	DE4736R	yes	yes	0	1	0	4	0			



Sequence	Modifications	Mass	Mass Error [ppm]	Mass Fractional Part	Protein Groups	Proteins	Unique (Groups)	Unique (Protein)	Oxidatic (M)	phosph	N-Acety (Protein)	Slice Average	Slice Std. Dev.	Slice 1	Slice 2	Slice 3
KGSMGFSPR	Oxidation (M), phosph...	1061.4365	0.039815	0.43654236	608	DE3388F	yes	yes	1	1	0	4	1.41			2

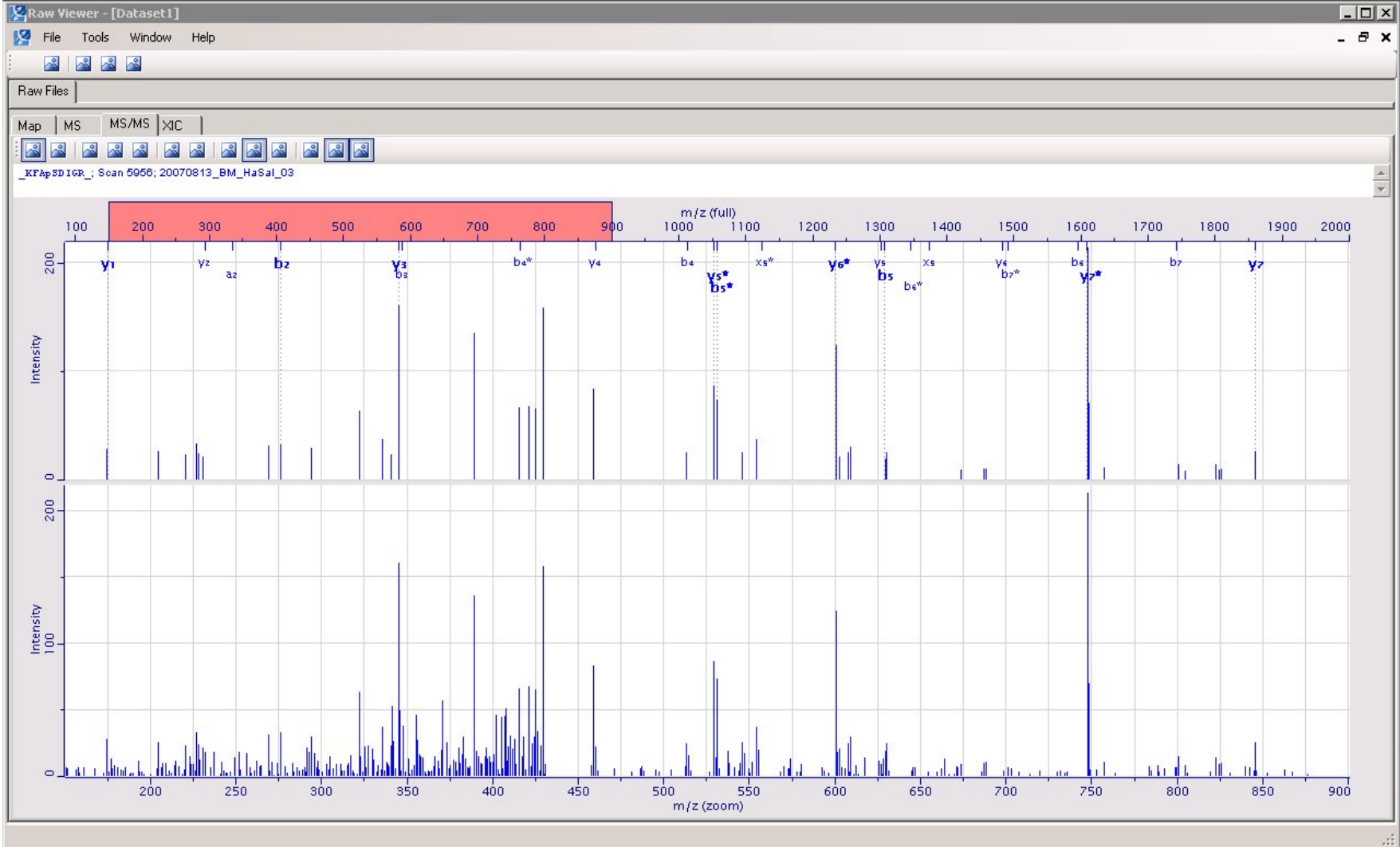


**Result Explorer**

Summary | Identifications | Modifications | All Peptides | MS Scans | MS/MS Scans | All Proteins

Protein Groups | Peptides | Modification-Specific Peptides | Evidence | MS/MS

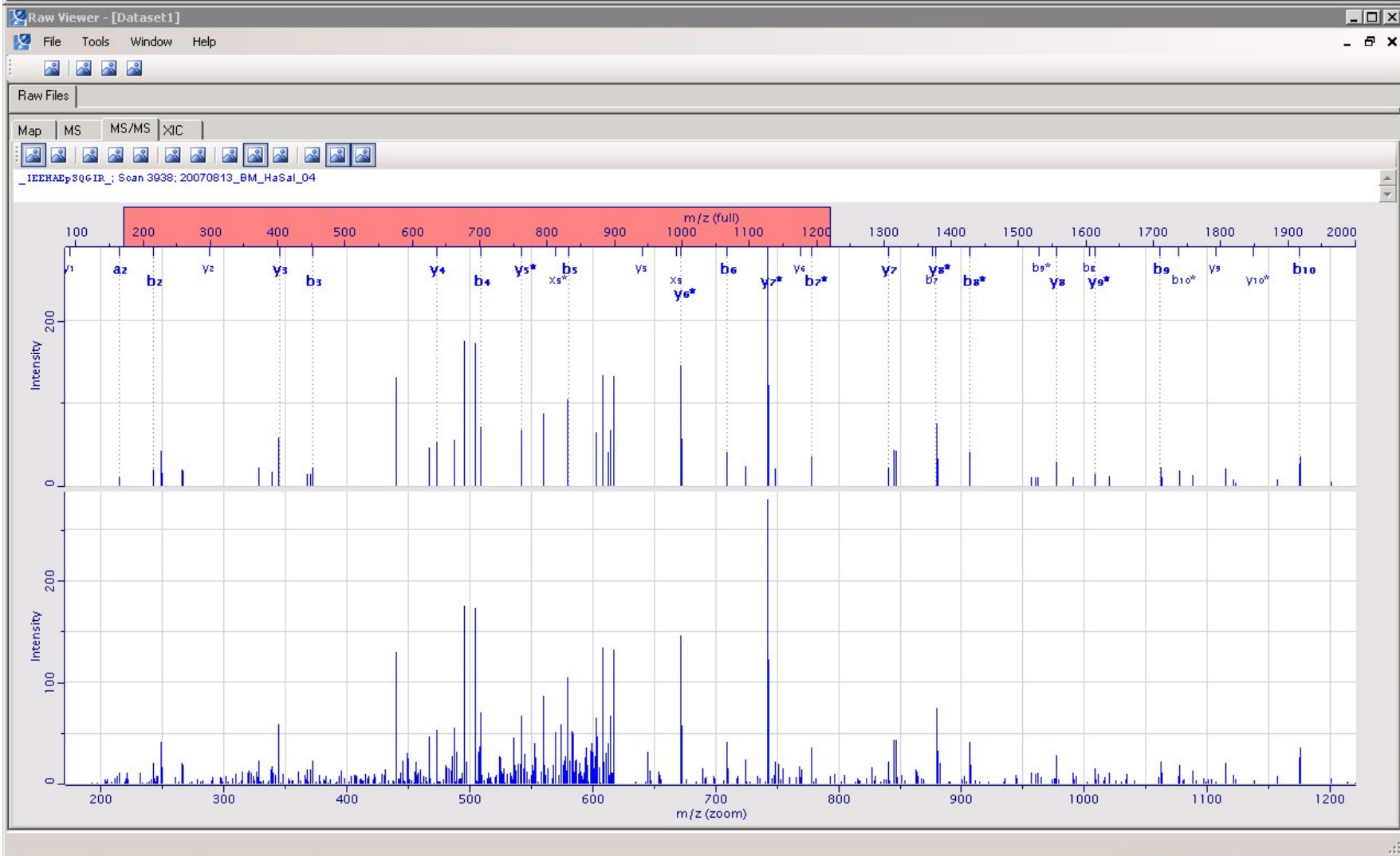
	Sequence	Modifications	Mass	Mass Error [ppm]	Mass Fractional Part	Protein Groups	Proteins	Unique (Groups)	Unique (Protein)	Oxidatic (M)	phosph	N-Acety (Protein)	Slice Average	Slice Std. Dev.	Slice 1	Slice 2	Slice 3
▶ 54	KFASDIGR	phospho(STY)	972.443	0.32311	0.44299717	248	OE2097F	yes	yes	0	1	0	3	0			1



Result Explorer																	
Summary   Identifications   Modifications   All Peptides   MS Scans   MS/MS Scans   All Proteins																	
Protein Groups   Peptides   Modification-Specific Peptides   Evidence   MS/MS																	
	Sequence	Modifications	Mass	Mass Error [ppm]	Mass Fractional Part	Protein Groups	Proteins	Unique (Groups)	Unique (Protein)	Oxidatic (M)	phosph	N-Acety (Protein)	Slice Average	Slice Std. Dev.	Slice 1	Slice 2	Slice 3
▶ 55	IGAIVSADAGLPTGYPAVIAR	phospho(STY)	1994.0238	-0.08104	0.0237934...	84	DE1495R	yes	yes	0	1	0	9	0			

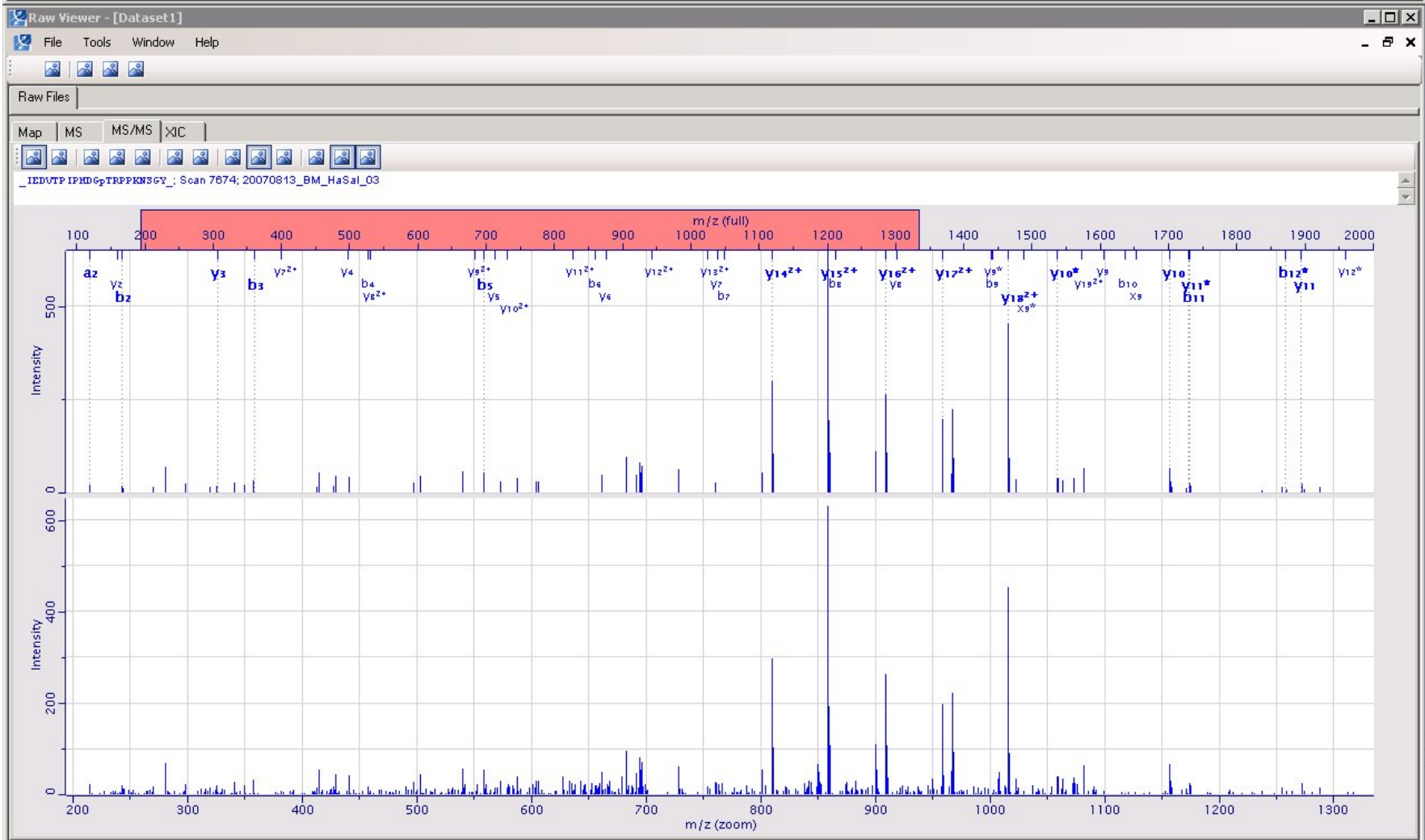


Result Explorer																	
Summary   Identifications   Modifications   All Peptides   MS Scans   MS/MS Scans   All Proteins																	
Protein Groups   Peptides   Modification-Specific Peptides   Evidence   MS/MS																	
	Sequence	Modifications	Mass	Mass Error [ppm]	Mass Fractional Part	Protein Groups	Proteins	Unique (Groups)	Unique (Protein)	Oxidative (M)	phosph	N-Acety (Protein)	Slice Average	Slice Std. Dev.	Slice 1	Slice 2	Slice 3
▶ 55	IEEHAESQGIR	phospho(STY)	1347.582	-0.12935	0.58200985	624	OE3412F	yes	yes	0	1	0	4	0			





Result Explorer																	
Summary   Identifications   Modifications   All Peptides   MS Scans   MS/MS Scans   All Proteins																	
Protein Groups   Peptides   Modification-Specific Peptides   Evidence   MS/MS																	
	Sequence	Modifications	Mass	Mass Error [ppm]	Mass Fractional Part	Protein Groups	Proteins	Unique (Groups)	Unique (Protein)	Oxidatic (M)	phosph	N-Acety (Protein)	Slice Average	Slice Std. Dev.	Slice 1	Slice 2	Slice 3
▶ 57	IEDVTIPHDGTRPPKNSGY	phospho(STY)	2272.0525	-0.22509	0.0525274...	405	OE2629F	yes	yes	0	1	0	4.5	1.5			1

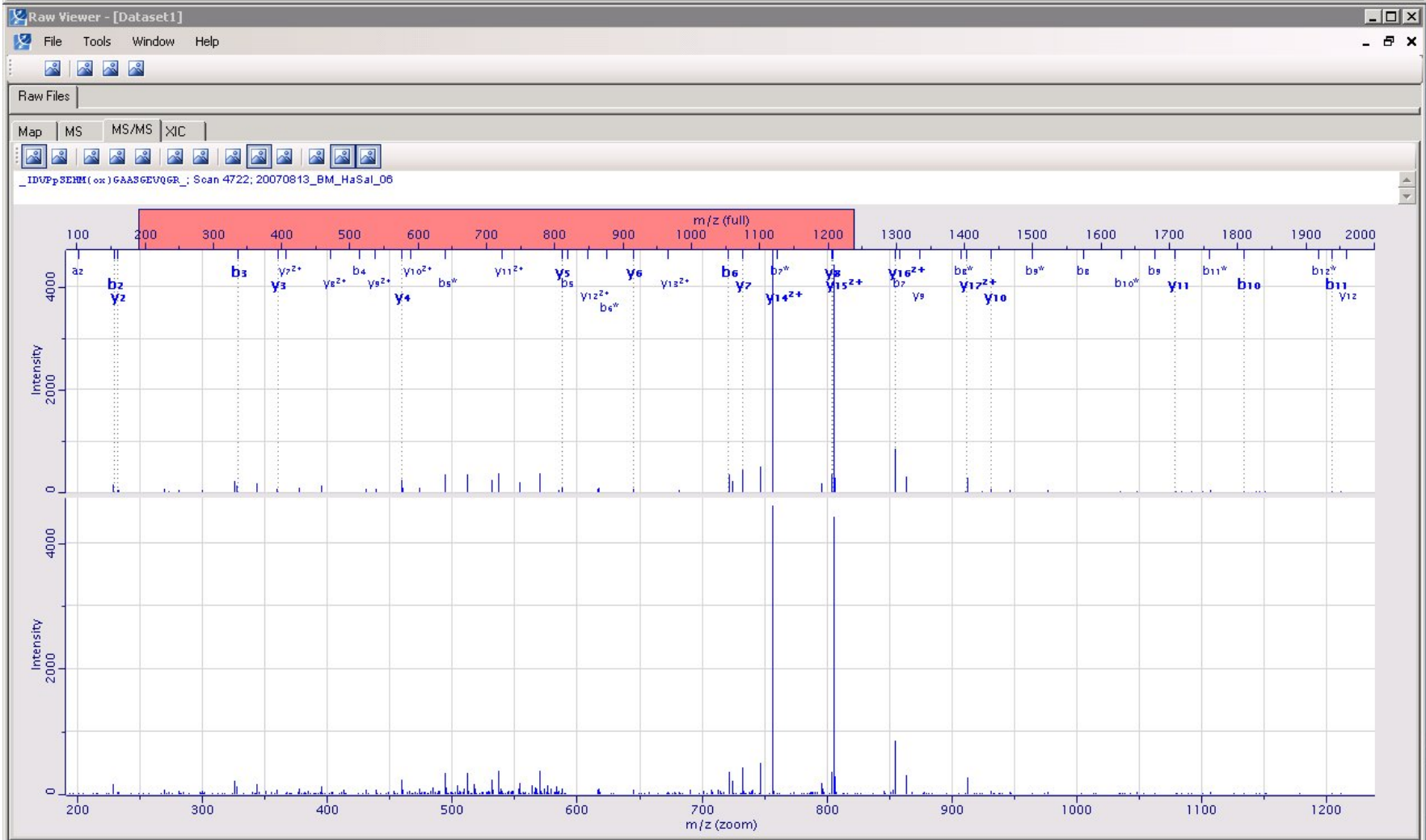


Result Explorer

Summary | Identifications | Modifications | All Peptides | MS Scans | MS/MS Scans | All Proteins

Protein Groups | Peptides | Modification-Specific Peptides | Evidence | MS/MS

	Sequence	Modifications	Mass	Mass Error [ppm]	Mass Fractional Part	Protein Groups	Proteins	Unique (Groups)	Unique (Protein)	Oxidatic (M)	phosph	N-Acety (Protein)	Slice Average	Slice Std. Dev.	Slice 1	Slice 2	Slice 3
58	IDVPSEHMGAASGEVQGR	Oxidation (M), phosph...	1934.8194	-0.69153	0.81936713	994	DE4729R	yes	yes	1	1	0	6	0			

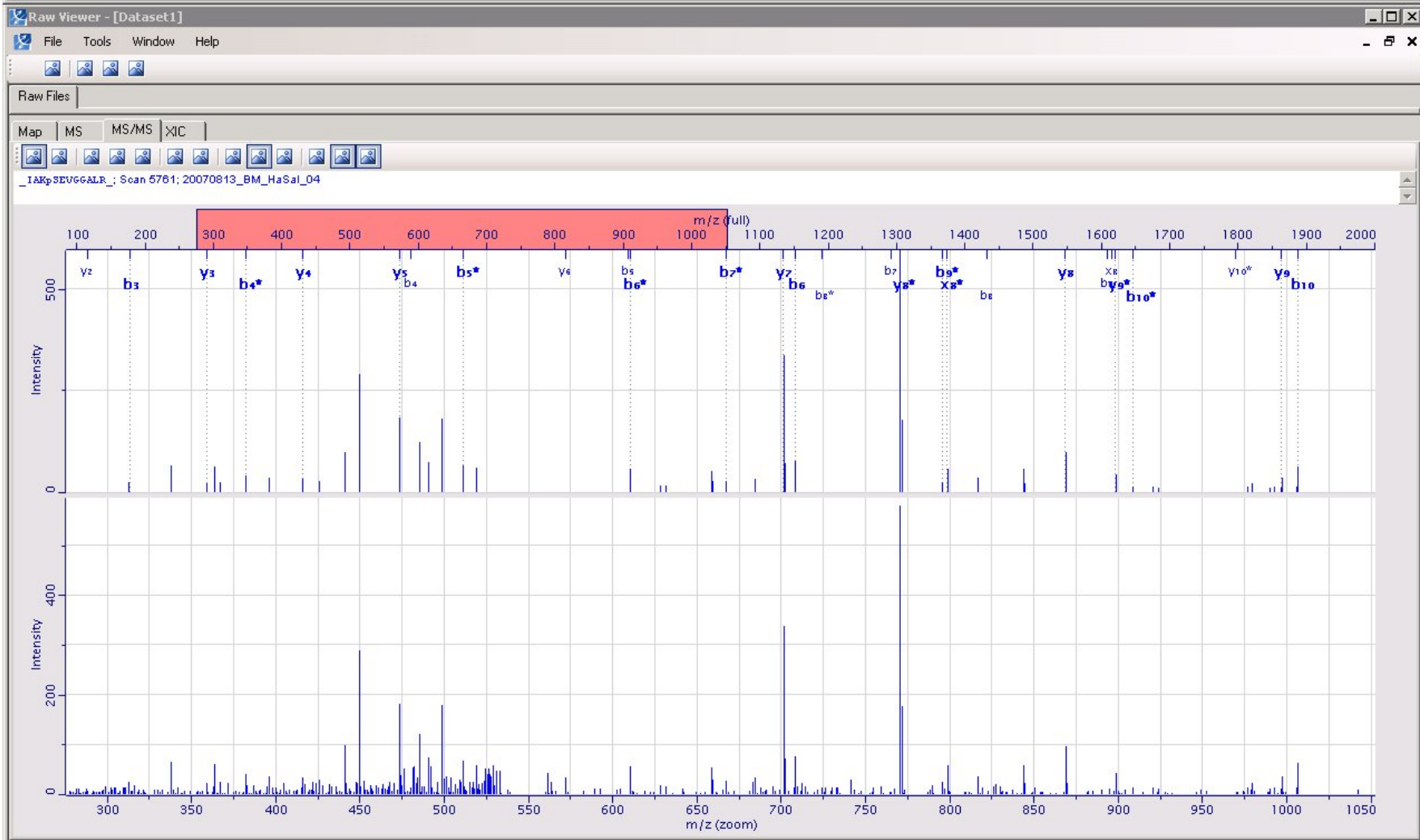


**Result Explorer**

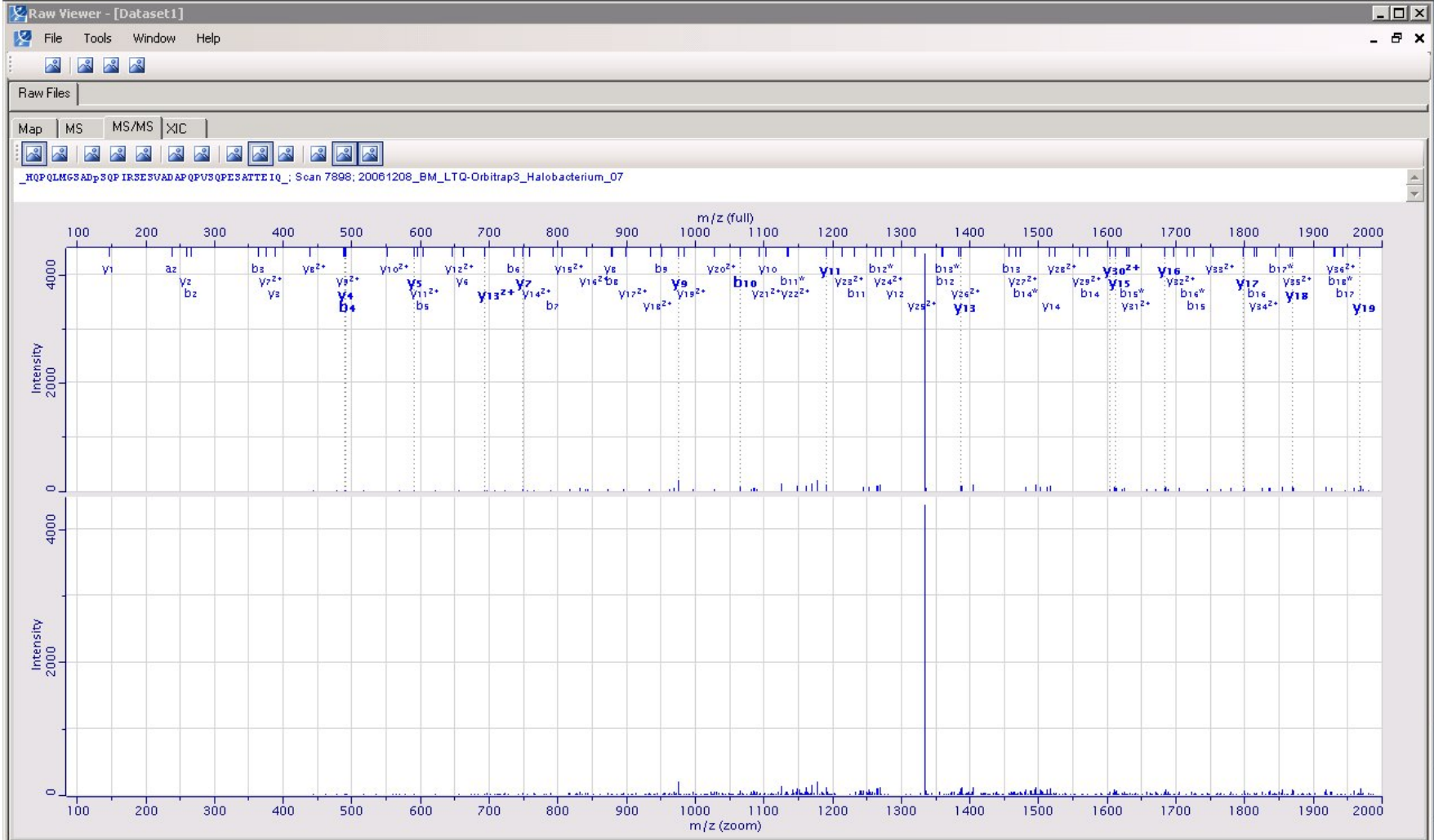
Summary | Identifications | Modifications | All Peptides | MS Scans | MS/MS Scans | All Proteins

Protein Groups | Peptides | **Modification-Specific Peptides** | Evidence | MS/MS

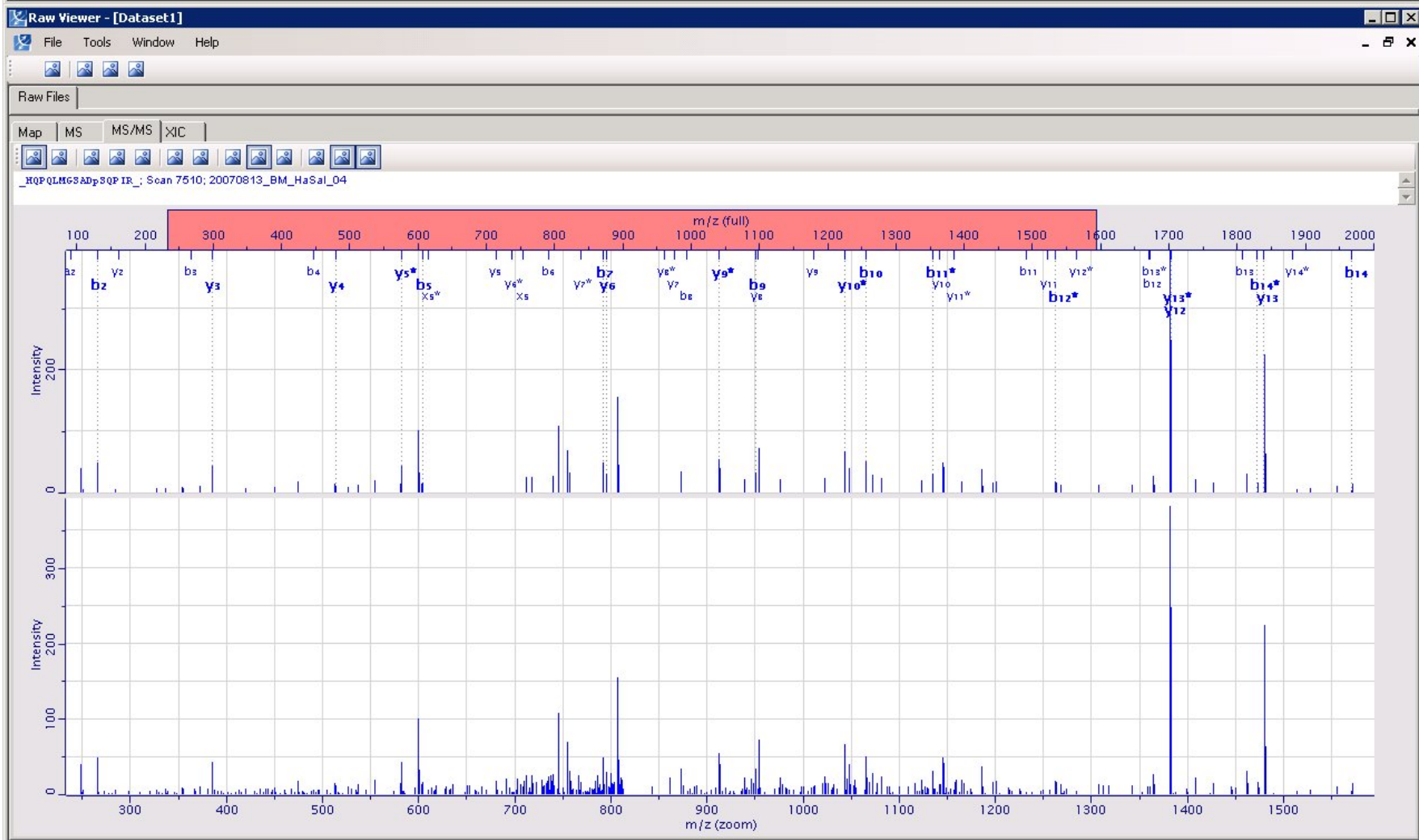
	Sequence	Modifications	Mass	Mass Error [ppm]	Mass Fractional Part	Protein Groups	Proteins	Unique (Groups)	Unique (Protein)	Oxidatic (M)	phosph	N-Acety (Protein)	Slice Average	Slice Std. Dev.	Slice 1	Slice 2	Slice 3
▶ 59	IAKSEVGGALR	phospho(STY)	1179.6013	0.0466	0.60128873	300	OE2294R	yes	yes	0	1	0	4	0			



Result Explorer																	
Summary   Identifications   Modifications   All Peptides   MS Scans   MS/MS Scans   All Proteins																	
Protein Groups   Peptides   Modification-Specific Peptides   Evidence   MS/MS																	
	Sequence	Modifications	Mass	Mass Error [ppm]	Mass Fractional Part	Protein Groups	Proteins	Unique (Groups)	Unique (Protein)	Oxidatic (M)	phosph	N-Acety (Protein)	Slice Average	Slice Std. Dev.	Slice 1	Slice 2	Slice 3
▶ 60	HQPQLMGSDSQPIRSESVADAPQP...	phospho(STY)	3995.8208	0.016582	0.82081951	658	QE3542R	yes	yes	0	1	0	5	0			



Result Explorer																	
Summary   Identifications   Modifications   All Peptides   MS Scans   MS/MS Scans   All Proteins																	
Protein Groups   Peptides   Modification-Specific Peptides   Evidence   MS/MS																	
	Sequence	Modifications	Mass	Mass Error [ppm]	Mass Fractional Part	Protein Groups	Proteins	Unique (Groups)	Unique (Protein)	Oxidatic (M)	phosph	N-Acety (Protein)	Slice Average	Slice Std. Dev.	Slice 1	Slice 2	Slice 3
▶ 61	HQPQLMGSADSPQPIR	phospho(STY)	1743.7764	0.084108	0.77636934	658	OE3542R	yes	yes	0	1	0	4	0			





Result Explorer															
Summary   Identifications   Modifications   All Peptides   MS Scans   MS/MS Scans   All Proteins															
Protein Groups   Peptides   Modification-Specific Peptides   Evidence   MS/MS															
	Sequence	Modifications	Mass	Mass Error [ppm]	Mass Fractional Part	Protein Groups	Proteins	Unique (Groups)	Unique (Protein)	Oxidatic (M)	phosph	N-Acety (Protein)	Slice Average	Slice Std. Dev.	Slice 1
▶ 63	HGDADNTSTTSSASSSSSTSTGASSEPPVVEGEIR	phospho(STY)	3816.5719	-0.73799	0.57191785	76	OE1442R	yes	yes	0	1	0	6	0	

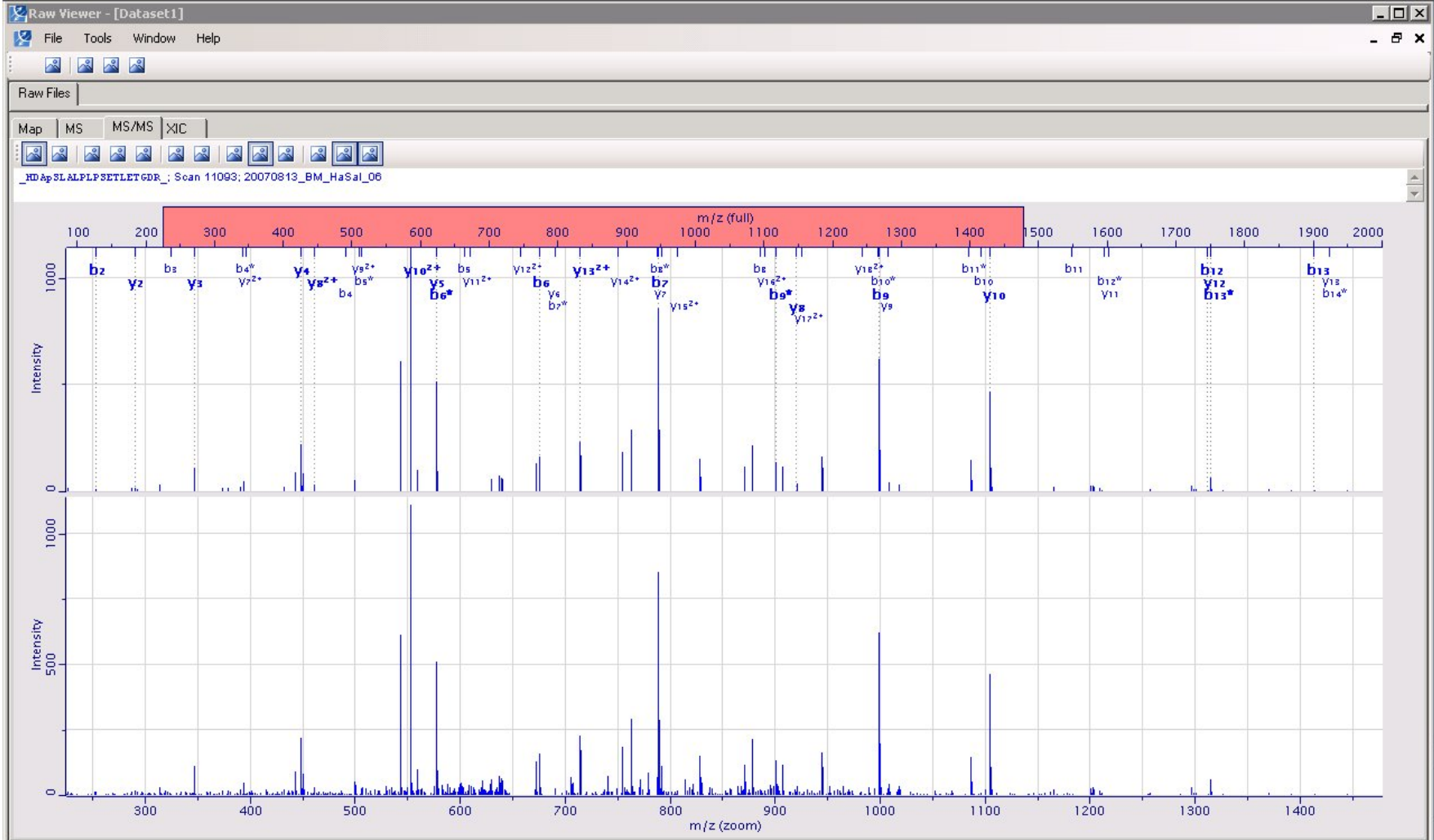


**Result Explorer**

Summary | Identifications | Modifications | All Peptides | MS Scans | MS/MS Scans | All Proteins

Protein Groups | Peptides | **Modification-Specific Peptides** | Evidence | MS/MS

	Sequence	Modifications	Mass	Mass Error [ppm]	Mass Fractional Part	Protein Groups	Proteins	Unique (Groups)	Unique (Protein)	Oxidatic (M)	phosph	N-Acety (Protein)	Slice Average	Slice Std. Dev.	Slice 1
▶ 64	HDASLALPLPSETLETGDR	phospho(STY)	2100.9729	-0.12106	0.97288012	701	OE3710R	yes	yes	0	1	0	5.33	0.471	



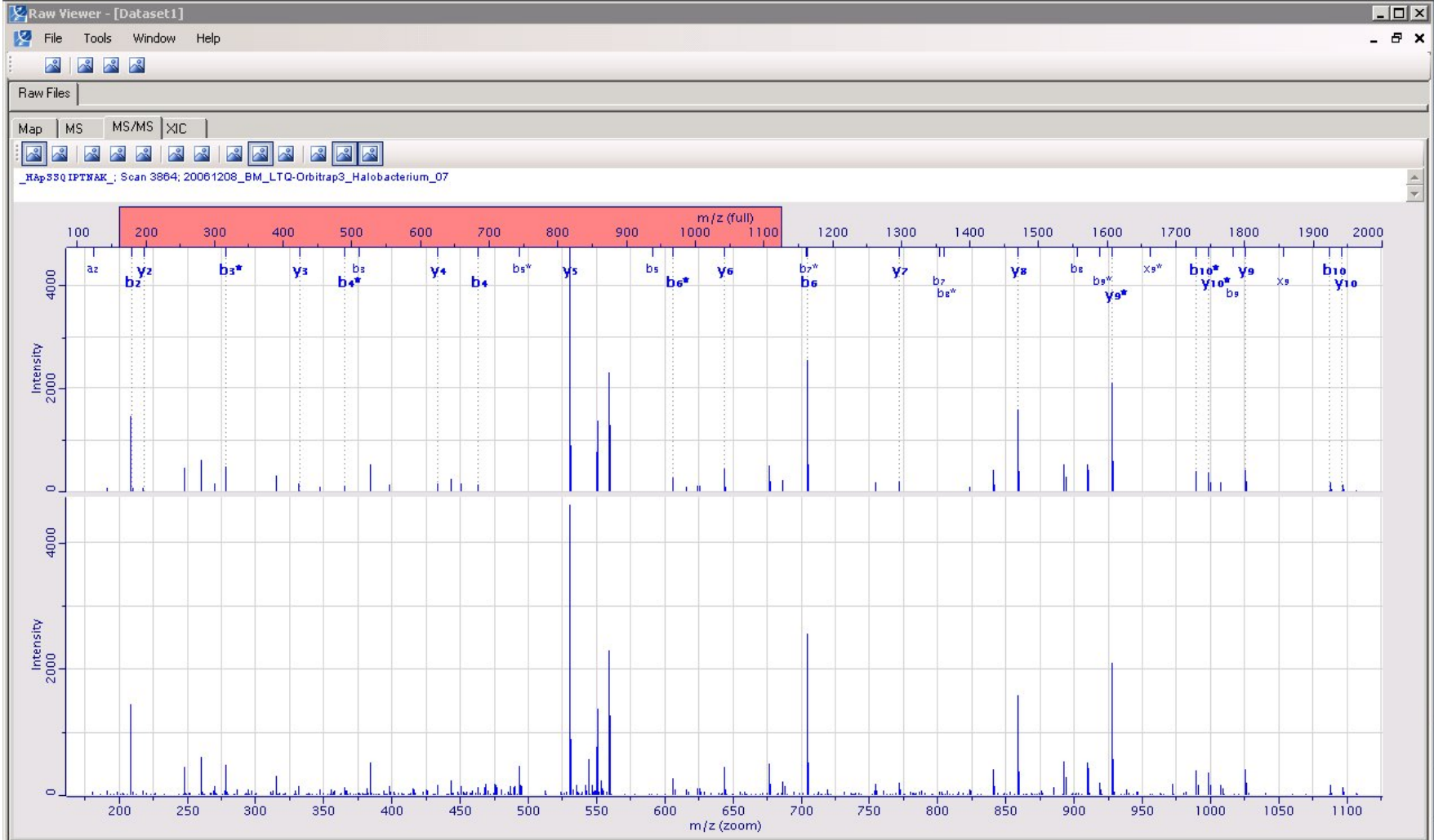


**Result Explorer**

Summary | Identifications | Modifications | All Peptides | MS Scans | MS/MS Scans | All Proteins

Protein Groups | Peptides | **Modification-Specific Peptides** | Evidence | MS/MS

	Sequence	Modifications	Mass	Mass Error [ppm]	Mass Fractional Part	Protein Groups	Proteins	Unique (Groups)	Unique (Protein)	Oxidatic (M)	phosph	N-Acety (Protein)	Slice Average	Slice Std. Dev.	Slice 1
▶ 65	HASSQIPTNAK	phospho(STY)	1232.5551	0.090758	0.55506682	774	OE3959R	yes	yes	0	1	0	4.4	1.02	



Result Explorer																
Summary   Identifications   Modifications   All Peptides   MS Scans   MS/MS Scans   All Proteins																
Protein Groups   Peptides   <b>Modification-Specific Peptides</b>   Evidence   MS/MS																
	Sequence	Modifications	Mass	Mass Error [ppm]	Mass Fractional Part	Protein Groups	Proteins	Unique (Groups)	Unique (Protein)	Oxidatic (M)	phosph	N-Acety (Protein)	Slice Average	Slice Std. Dev.	Slice 1	
▶ 66	HAGTSKVEGEPTA	phospho(STY)	1362.5817	0.48678	0.5816755	552	OE3168R	yes	yes	0	1	0	4	0		



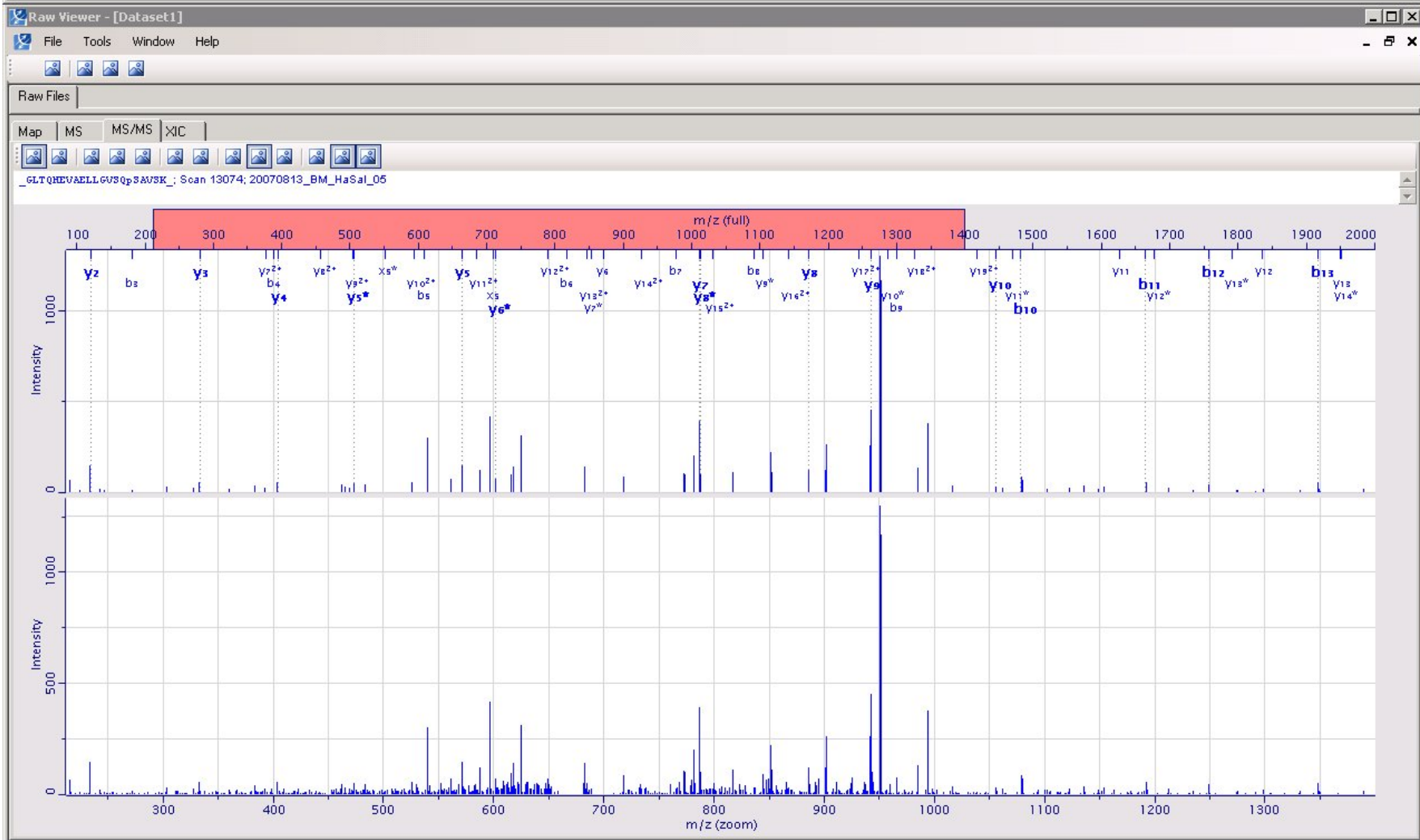


**Result Explorer**

Summary | Identifications | Modifications | All Peptides | MS Scans | MS/MS Scans | All Proteins

Protein Groups | Peptides | **Modification-Specific Peptides** | Evidence | MS/MS

	Sequence	Modifications	Mass	Mass Error [ppm]	Mass Fractional Part	Protein Groups	Proteins	Unique (Groups)	Unique (Protein)	Oxidatic (M)	phosph	N-Acety (Protein)	Slice Average	Slice Std. Dev.	Slice 1
▶ 68	GLTQHEVAELLGVSDSAVSK	phospho(STY)	2132.0515	0.3859	0.0514647...	62	OE1385F	yes	yes	0	1	0	5	0	

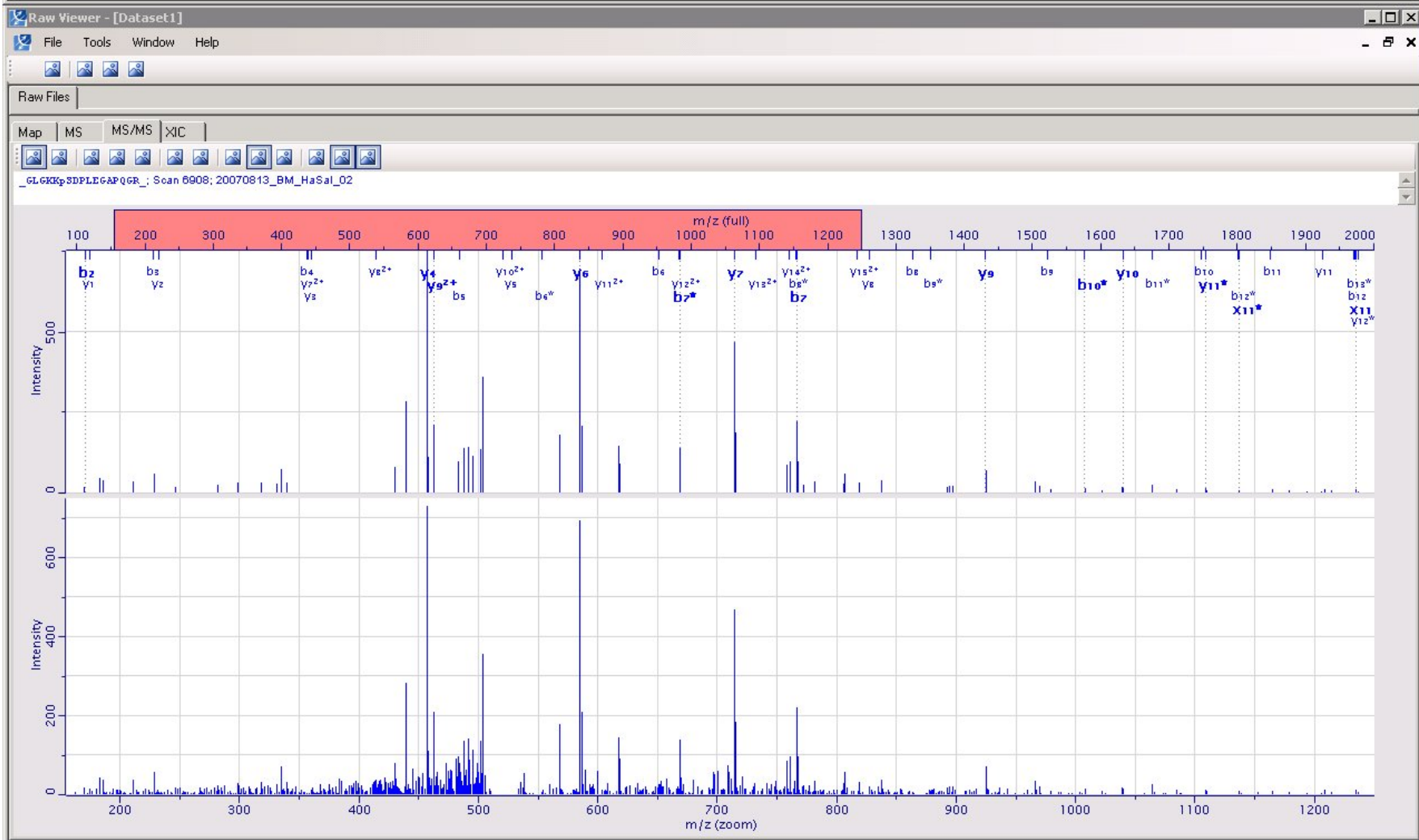


**Result Explorer**

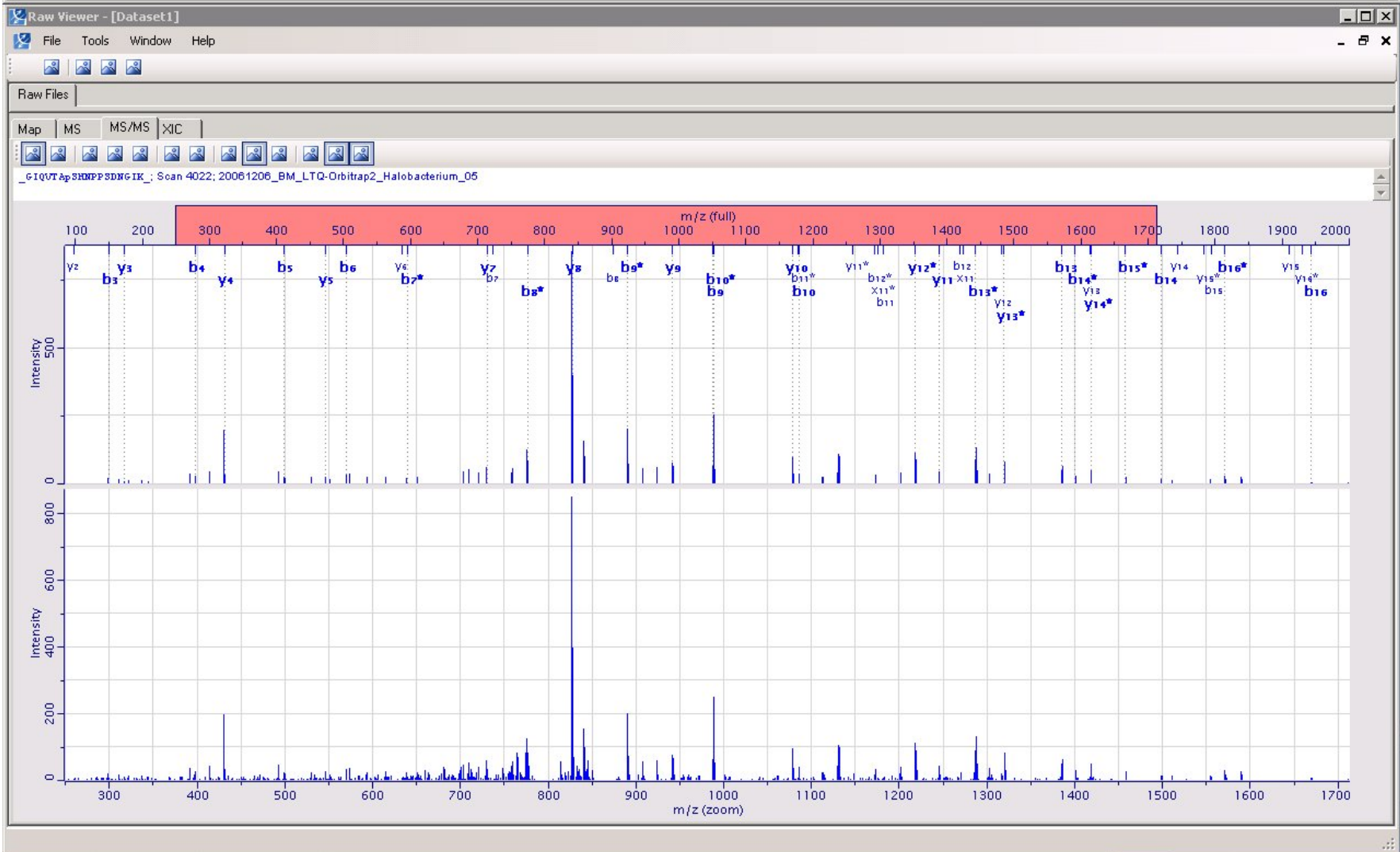
Summary | Identifications | Modifications | All Peptides | MS Scans | MS/MS Scans | All Proteins

Protein Groups | Peptides | **Modification-Specific Peptides** | Evidence | MS/MS

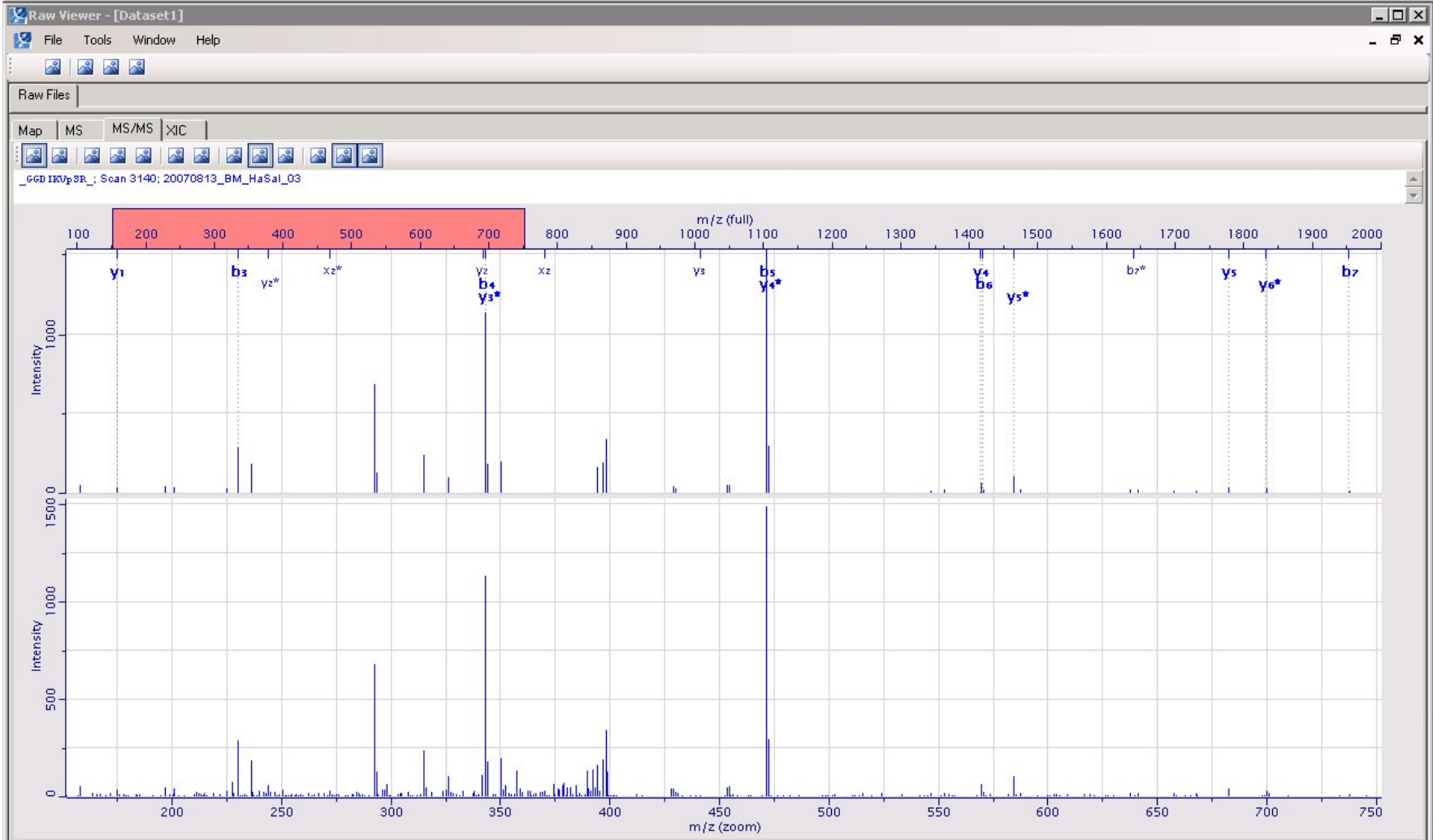
	Sequence	Modifications	Mass	Mass Error [ppm]	Mass Fractional Part	Protein Groups	Proteins	Unique (Groups)	Unique (Protein)	Oxidative (M)	phosph	N-Acetyl (Protein)	Slice Average	Slice Std. Dev.	Slice 1
▶ 69	GLGKSDPLEGAPQGR	phospho(STY)	1688.8247	-0.2782	0.82469974	996	OE4736R	yes	yes	0	1	0	2	0	



Result Explorer															
Summary   Identifications   Modifications   All Peptides   MS Scans   MS/MS Scans   All Proteins															
Protein Groups   Peptides   Modification-Specific Peptides   Evidence   MS/MS															
	Sequence	Modifications	Mass	Mass Error [ppm]	Mass Fractional Part	Protein Groups	Proteins	Unique (Groups)	Unique (Protein)	Oxidatic (M)	phosph	N-Acety (Protein)	Slice Average	Slice Std. Dev.	Slice 1
▶ 70	GIQVTASHNPPSDNGIK	phospho(STY)	1813.836	0.077446	0.8359927	313	OE2318R	yes	yes	0	1	0	3.67	1.7	



Result Explorer															
Summary   Identifications   Modifications   All Peptides   MS Scans   MS/MS Scans   All Proteins															
Protein Groups   Peptides   Modification-Specific Peptides   Evidence   MS/MS															
	Sequence	Modifications	Mass	Mass Error [ppm]	Mass Fractional Part	Protein Groups	Proteins	Unique (Groups)	Unique (Protein)	Oxidatic (M)	phosph	N-Acetyl (Protein)	Slice Average	Slice Std. Dev.	Slice 1
71	GGDIKVS	phospho(STY)	910.42735	0.41528	0.42734711	976	OE4671R	yes	yes	0	1	0	3	0	

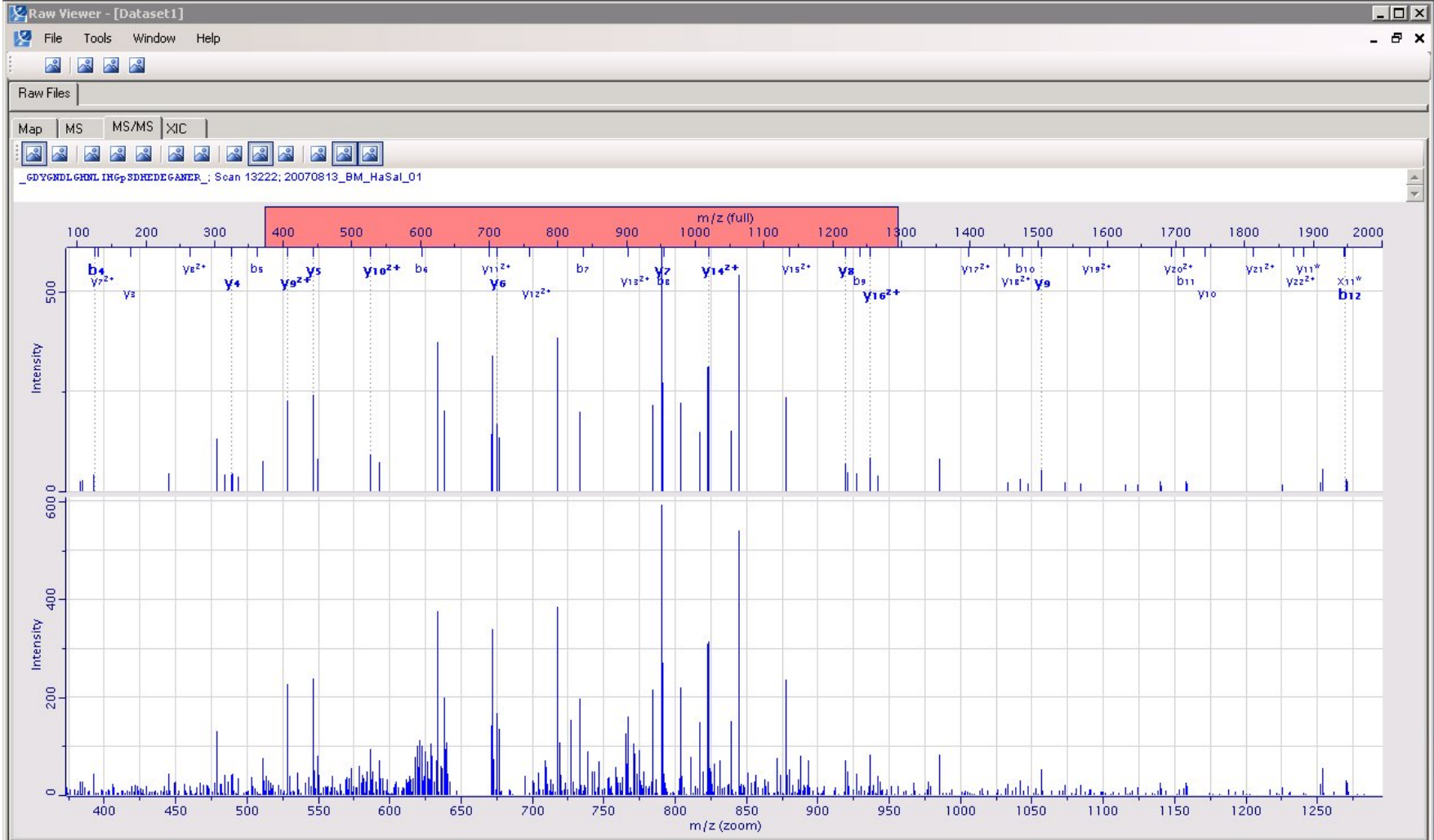


**Result Explorer**

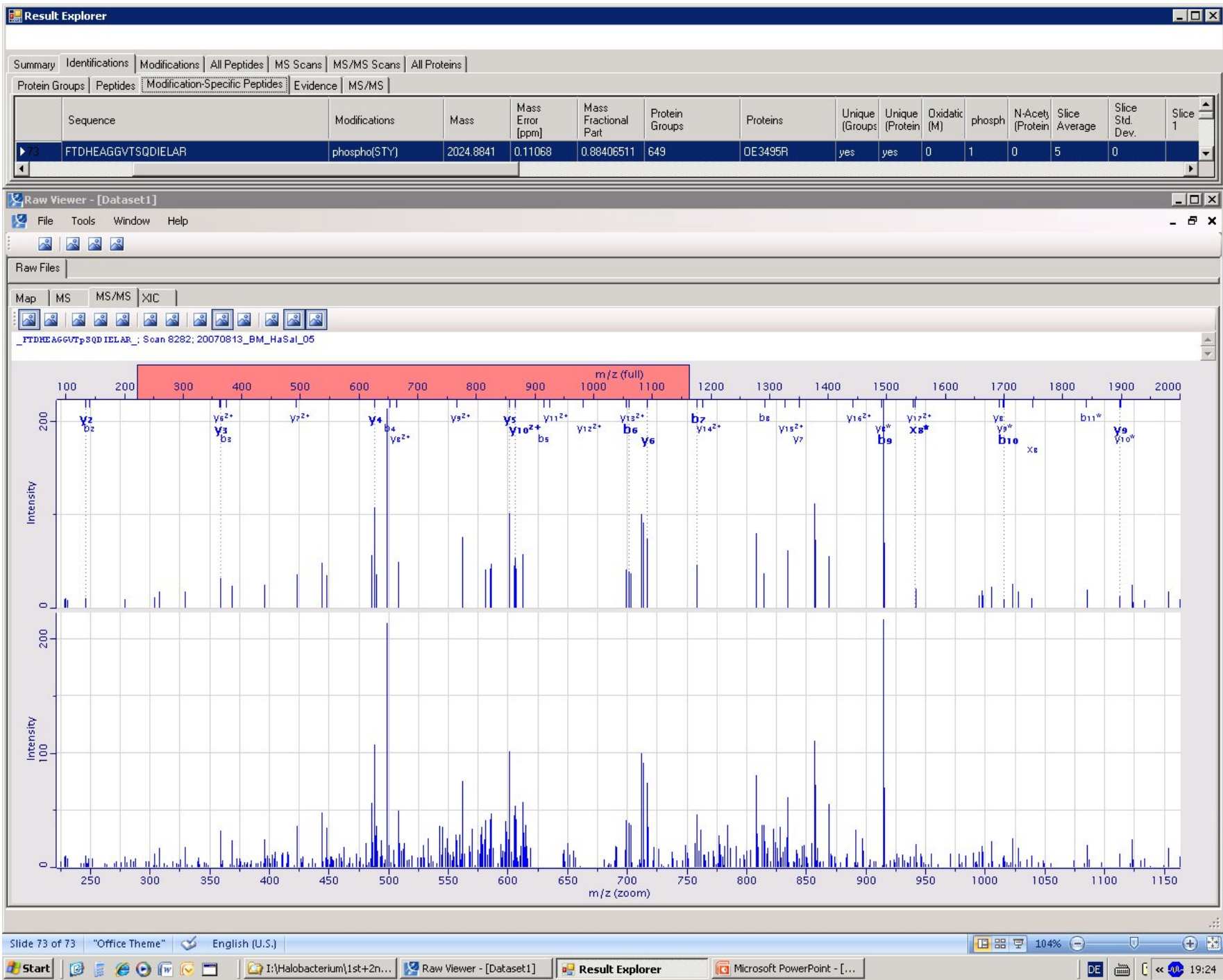
Summary | Identifications | Modifications | All Peptides | MS Scans | MS/MS Scans | All Proteins

Protein Groups | Peptides | Modification-Specific Peptides | Evidence | MS/MS

	Sequence	Modifications	Mass	Mass Error [ppm]	Mass Fractional Part	Protein Groups	Proteins	Unique (Groups)	Unique (Protein)	Oxidative (M)	phosph	N-Acety (Protein)	Slice Average	Slice Std. Dev.	Slice 1
72	GDYGNDLGHNLIHGSDHEDEGANER	phospho(STY)	2800.1111	0.58066	0.11105795	421	OE2667F	yes	yes	0	1	0	1	0	1





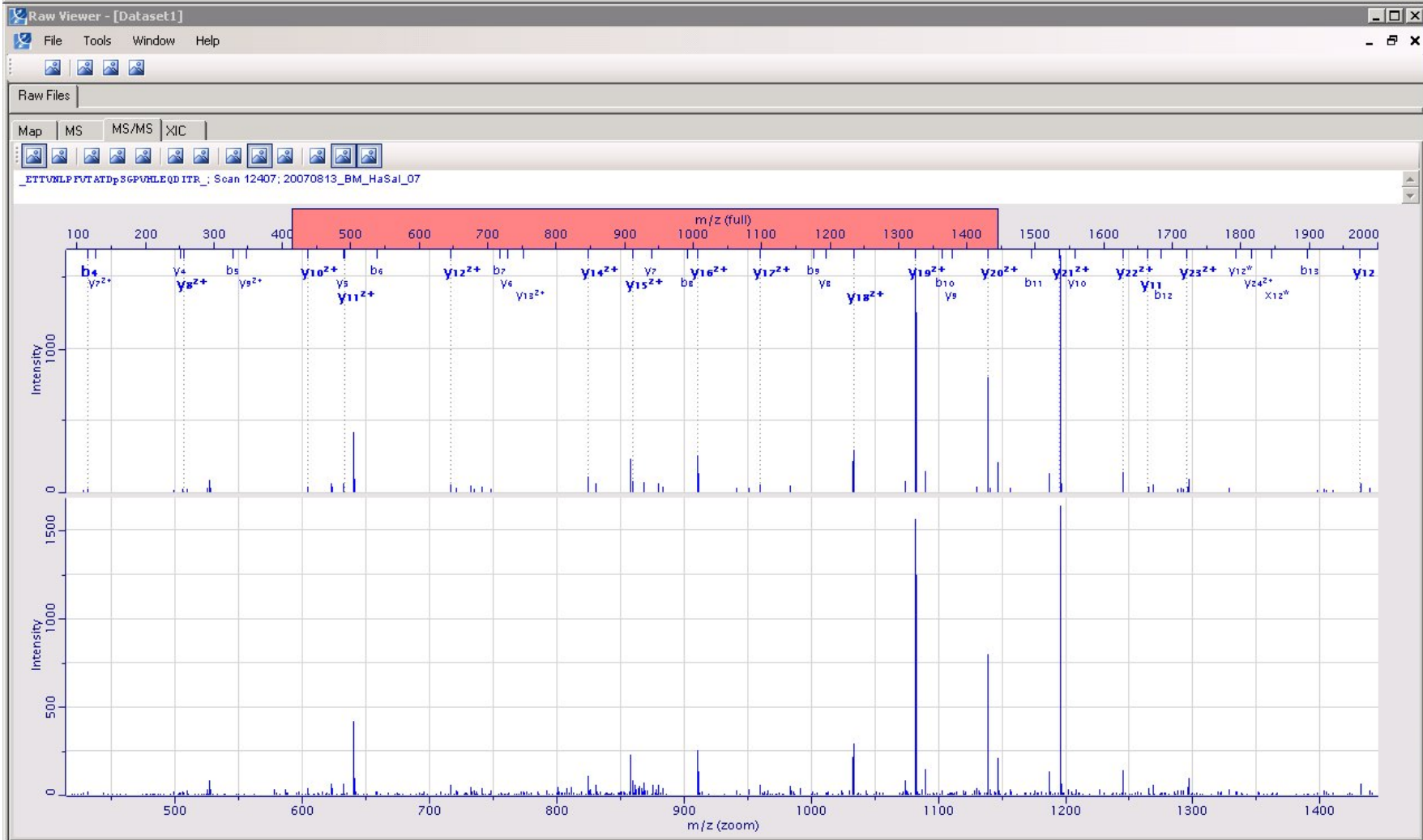


**Result Explorer**

Summary | Identifications | Modifications | All Peptides | MS Scans | MS/MS Scans | All Proteins

Protein Groups | Peptides | **Modification-Specific Peptides** | Evidence | MS/MS

	Sequence	Modifications	Mass	Mass Error [ppm]	Mass Fractional Part	Protein Groups	Proteins	Unique (Groups)	Unique (Protein)	Oxidatic (M)	phosph	N-Acety (Protein)	Slice Average	Slice Std. Dev.	Slice 1
▶ 74	ETT <sup>+</sup> VNLPFVTATD <sup>p</sup> SGP <sup>+</sup> VHLEQDIT <sup>R</sup>	phospho(STY)	2819.3379	-0.38444	0.33786998	153	OE1737R	yes	yes	0	1	0	7	0	



Result Explorer															
Summary   Identifications   Modifications   All Peptides   MS Scans   MS/MS Scans   All Proteins															
Protein Groups   Peptides   Modification-Specific Peptides   Evidence   MS/MS															
	Sequence	Modifications	Mass	Mass Error [ppm]	Mass Fractional Part	Protein Groups	Proteins	Unique (Groups)	Unique (Protein)	Oxidative (M)	phosph	N-Acetyl (Protein)	Slice Average	Slice Std. Dev.	Slice 1
▶ 75	EQIDSERDAVLADGESDR	phospho(STY)	2083.8695	-0.30444	0.86953726	786	OE3992R	yes	yes	0	1	0	6	0	



**Result Explorer**

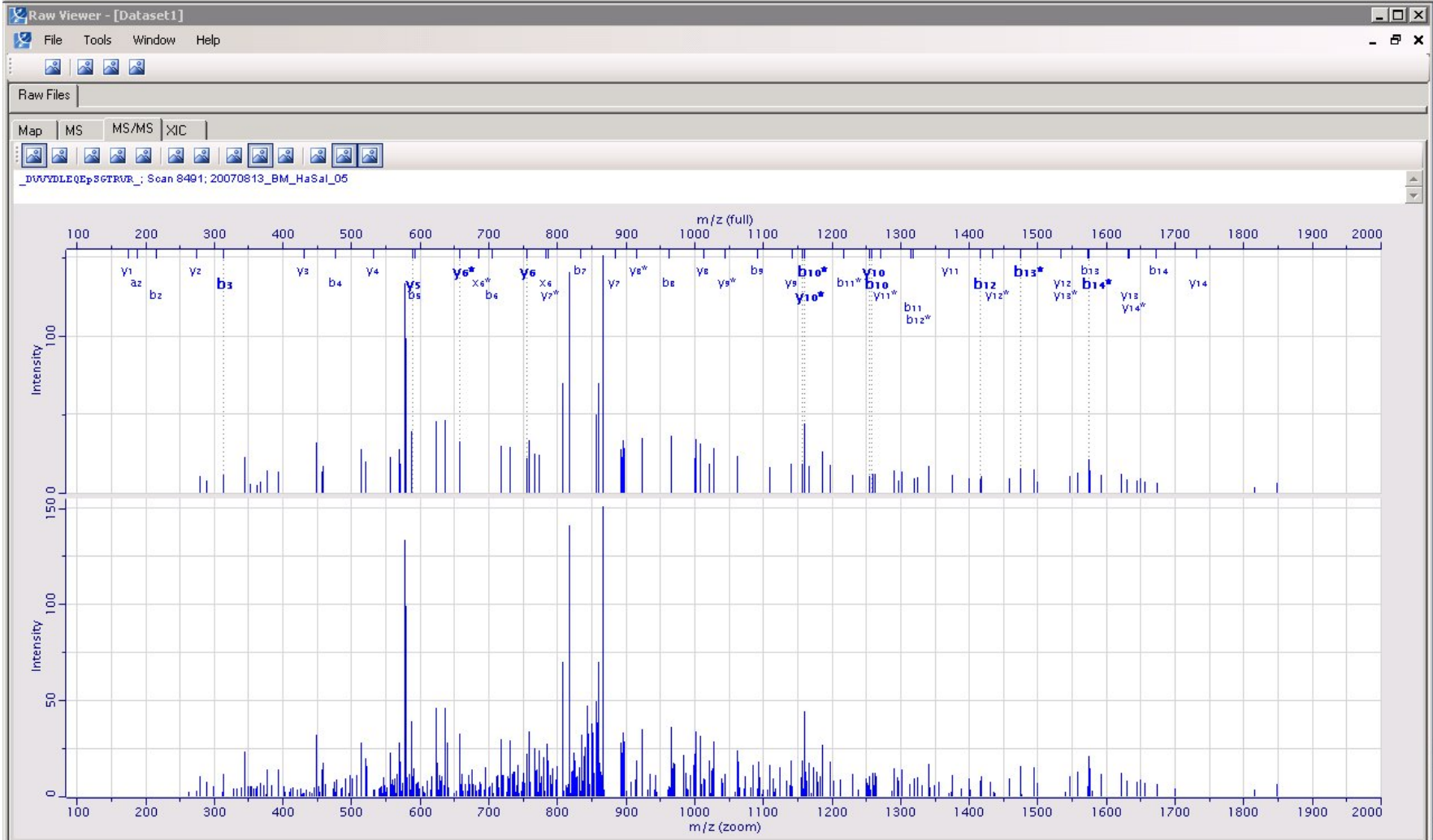
Summary | Identifications | Modifications | All Peptides | MS Scans | MS/MS Scans | All Proteins

Protein Groups | Peptides | **Modification-Specific Peptides** | Evidence | MS/MS

	Sequence	Modifications	Mass	Mass Error [ppm]	Mass Fractional Part	Protein Groups	Proteins	Unique (Groups)	Unique (Protein)	Oxidatic (M)	phosph	N-Acety (Protein)	Slice Average	Slice Std. Dev.	Slice 1
▶ 75	EHEPPIATSTIAEYLDVTPPTVTSMAEK	Oxidation (M),phosph...	3122.4407	0.085705	0.44069085	169	OE1797R	yes	yes	1	1	0	6	0	



Protein Groups	Peptides	Modification-Specific Peptides	Evidence	MS/MS											
	Sequence	Modifications	Mass	Mass Error [ppm]	Mass Fractional Part	Protein Groups	Proteins	Unique (Groups)	Unique (Protein)	Oxidatic (M)	phosph	N-Acetyl (Protein)	Slice Average	Slice Std. Dev.	Slice 1
77	DVVYDLEQESGTRVR	phospho(STY)	1844.8306	-0.053161	0.83057298	1039	OE5201F	yes	yes	0	1	0	5	0	

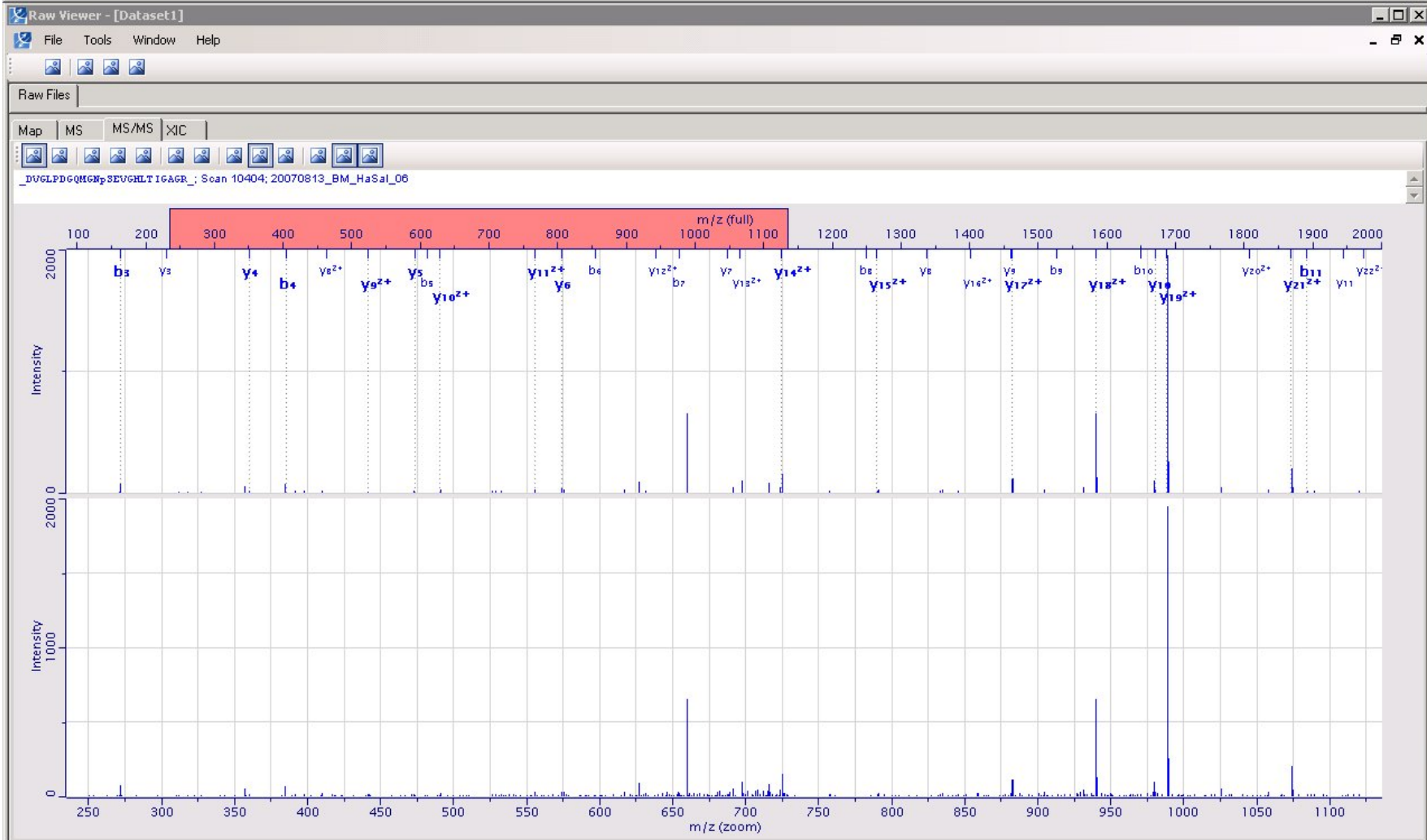


**Result Explorer**

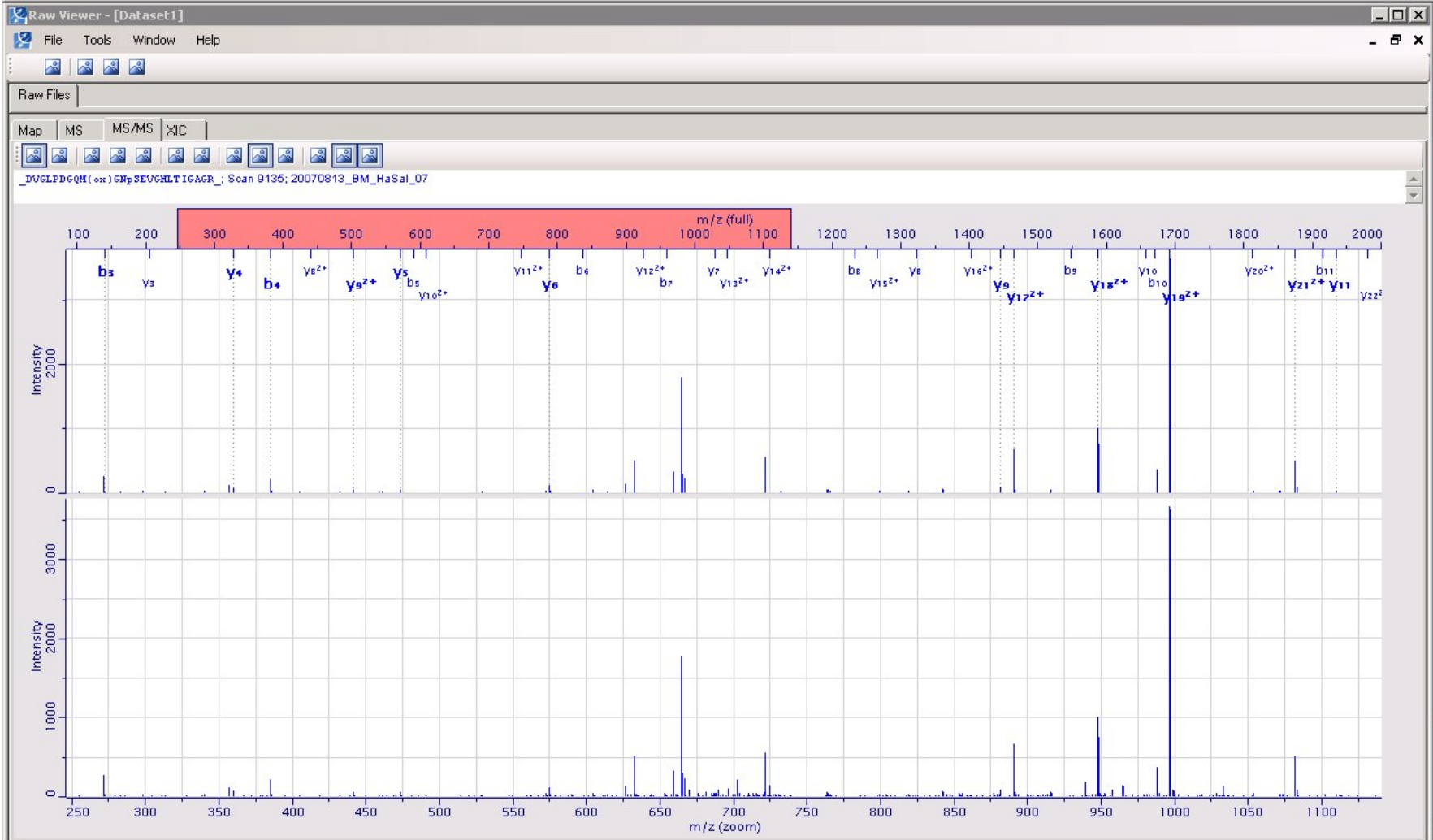
Summary | Identifications | Modifications | All Peptides | MS Scans | MS/MS Scans | All Proteins

Protein Groups | Peptides | **Modification-Specific Peptides** | Evidence | MS/MS

	Sequence	Modifications	Mass	Mass Error [ppm]	Mass Fractional Part	Protein Groups	Proteins	Unique (Groups)	Unique (Protein)	Oxidatic (M)	phosph	N-Acety (Protein)	Slice Average	Slice Std. Dev.	Slice 1
78	DVGLPDGQMGNPSEVGHILTIGAGR	phospho(STY)	2359.0628	-0.44769	0.0627745...	689	OE3653R	yes	yes	0	1	0	6	0	



Result Explorer															
Summary   Identifications   Modifications   All Peptides   MS Scans   MS/MS Scans   All Proteins															
Protein Groups   Peptides   Modification-Specific Peptides   Evidence   MS/MS															
	Sequence	Modifications	Mass	Mass Error [ppm]	Mass Fractional Part	Protein Groups	Proteins	Unique (Groups)	Unique (Protein)	Oxidatic (M)	phosph	N-Acetyl (Protein)	Slice Average	Slice Std. Dev.	Slice 1
79	DVGLPDGQMGNSEVGHLTIGAGR	Oxidation (M),phosph...	2375.0577	-0.35535	0.0576999...	689	OE3653R	yes	yes	1	1	0	6.5	0.5	



**Result Explorer**

Summary | Identifications | Modifications | All Peptides | MS Scans | MS/MS Scans | All Proteins

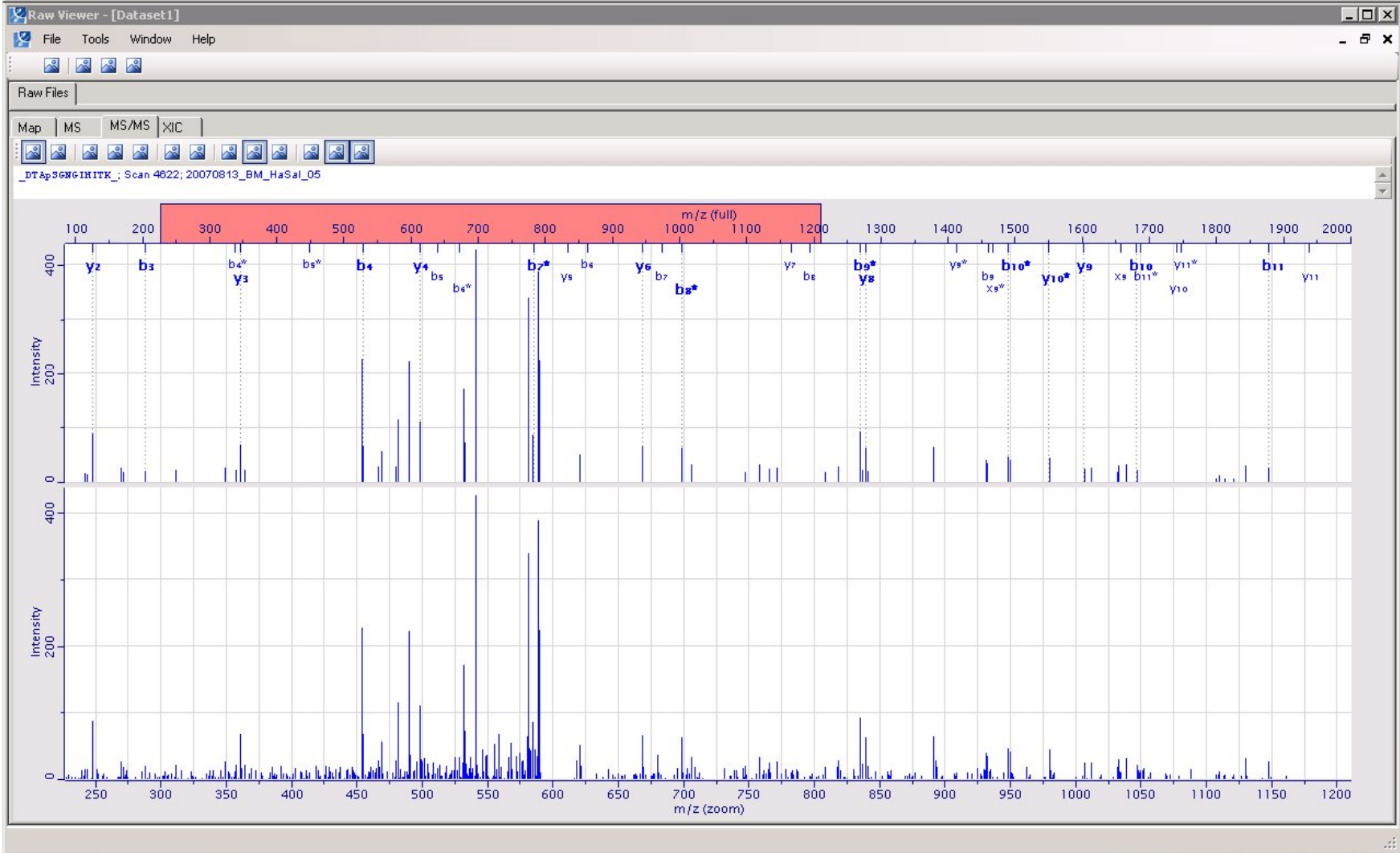
Protein Groups | Peptides | **Modification-Specific Peptides** | Evidence | MS/MS

	Sequence	Modifications	Mass	Mass Error [ppm]	Mass Fractional Part	Protein Groups	Proteins	Unique (Groups)	Unique (Protein)	Oxidatic (M)	phosph	N-Acety (Protein)	Slice Average	Slice Std. Dev.	Slice 1
▶ 80	DVLDLSLSSDLK	phospho(STY)	1385.5963	0.43799	0.59632251	961	OE4626R	yes	yes	0	1	0	9	0	





Result Explorer															
Summary   Identifications   Modifications   All Peptides   MS Scans   MS/MS Scans   All Proteins															
Protein Groups   Peptides   Modification-Specific Peptides   Evidence   MS/MS															
	Sequence	Modifications	Mass	Mass Error [ppm]	Mass Fractional Part	Protein Groups	Proteins	Unique (Groups)	Unique (Protein)	Oxidative (M)	phosph	N-Acetyl (Protein)	Slice Average	Slice Std. Dev.	Slice 1
▶ 81	DTASGNGIHITK	phospho(STY)	1292.5762	-0.41174	0.57619619	301	OE2296F	yes	yes	0	1	0	5	0	



**Result Explorer**

Summary | Identifications | Modifications | All Peptides | MS Scans | MS/MS Scans | All Proteins

Protein Groups | Peptides | Modification-Specific Peptides | Evidence | MS/MS

	Sequence	Modifications	Mass	Mass Error [ppm]	Mass Fractional Part	Protein Groups	Proteins	Unique (Groups)	Unique (Protein)	Oxidatic (M)	phosph	N-Acety (Protein)	Slice Average	Slice Std. Dev.	Slice 1
▶ 82	DLASDIRR	phospho(STY)	1024.4703	0.27318	0.47027456	762	OE3922R	yes	yes	0	1	0	3	0	

---

**Raw Viewer - [Dataset1]**

File | Tools | Window | Help

Raw Files

Map | MS | MS/MS | XIC

DLASDIRR\_Scan 6227; 20070813\_BM\_HaSal\_03

Slide 82 of 82 "Office Theme" English (U.S.) 104%

Start | I:\Halobacterium\1st+2n... | Raw Viewer - [Dataset1] | Result Explorer | Microsoft PowerPoint - [...]

19:32

**Result Explorer**

Summary | Identifications | Modifications | All Peptides | MS Scans | MS/MS Scans | All Proteins

Protein Groups | Peptides | Modification-Specific Peptides | Evidence | MS/MS

	Sequence	Modifications	Mass	Mass Error [ppm]	Mass Fractional Part	Protein Groups	Proteins	Unique (Groups)	Unique (Protein)	Oxidatic (M)	phosph	N-Acety (Protein)	Slice Average	Slice Std. Dev.	Slice 1
▶ 82	DLAGAVITASHNPPEYNGVK	phospho(STY)	2231.0624	0.75972	0.0623638...	837	OE4190F	yes	yes	0	1	0	6.59	2.34	4

---

**Raw Viewer - [Dataset1]**

File | Tools | Window | Help

Raw Files

Map | MS | MS/MS | XIC

DLAGAVITASHNPPEYNGVK; Scan 11314; 20061208\_BM\_LTQ-Orbitrap3\_Halobacterium\_01-03

Intensity vs m/z (full)

Intensity vs m/z (zoom)

---

Slide 82 of 82 | "Office Theme" | English (U.S.) | 102% | DE | 19:33

Start | I:\Halobacterium\1st+2n... | Raw Viewer - [Dataset1] | Result Explorer | Microsoft PowerPoint - [...]

**Result Explorer**

Summary | Identifications | Modifications | All Peptides | MS Scans | MS/MS Scans | All Proteins

Protein Groups | Peptides | Modification-Specific Peptides | Evidence | MS/MS

	Sequence	Modifications	Mass	Mass Error [ppm]	Mass Fractional Part	Protein Groups	Proteins	Unique (Groups)	Unique (Protein)	Oxidatic (M)	phosph	N-Acetyl (Protein)	Slice Average	Slice Std. Dev.	Slice 1
▶ 84	DAVSFTDTHHS	phospho(STY)	1295.482	-0.060625	0.48196145	210	OE1951F	yes	yes	0	1	0	4	0	

---

**Raw Viewer - [Dataset1]**

File | Tools | Window | Help

Raw Files

Map | MS | MS/MS | XIC

DAVSFTDTHHS; Scan 5115; 20070813\_BM\_HaSal\_04

Intensity

m/z (full)

m/z (zoom)

Slide 83 of 83 "Office Theme" English (U.S.) 102%

Start | I:\Halobacterium\1st+2n... | Raw Viewer - [Dataset1] | Result Explorer | Microsoft PowerPoint - [...]

19:33

**Result Explorer**

Summary | Identifications | Modifications | All Peptides | MS Scans | MS/MS Scans | All Proteins

Protein Groups | Peptides | Modification-Specific Peptides | Evidence | MS/MS

	Sequence	Modifications	Mass	Mass Error [ppm]	Mass Fractional Part	Protein Groups	Proteins	Unique (Groups)	Unique (Protein)	Oxidatic (M)	phosph	N-Acety (Protein)	Slice Average	Slice Std. Dev.	Slice 1
▶ 85	DAQEHNISAAR	phospho(STY)	1290.5354	0.78854	0.53539401	764	OE3925R	yes	yes	0	1	0	4	0	

---

**Raw Viewer - [Dataset1]**

File | Tools | Window | Help

Raw Files

Map | MS | MS/MS | XIC

DAQEHN1p2AAR; Scan 3339; 20070813\_BM\_HaSal\_04

Slide 85 of 85 "Office Theme" English (U.S.) 104%

Start | I:\Halobacterium\1st+2n... | Raw Viewer - [Dataset1] | Result Explorer | Microsoft PowerPoint - [...]

19:34

**Result Explorer**

Summary | Identifications | Modifications | All Peptides | MS Scans | MS/MS Scans | All Proteins

Protein Groups | Peptides | Modification-Specific Peptides | Evidence | MS/MS

Sequence	Modifications	Mass	Mass Error [ppm]	Mass Fractional Part	Protein Groups	Proteins	Unique (Groups)	Unique (Protein)	Oxidatic (M)	phosph	N-Acety (Protein)	Slice Average	Slice Std. Dev.	Slice 1
DAIAGSTVSNEEMTPFESIDHISEPVITK	Oxidation (M), phosph...	3212.4472	-0.57828	0.44723279	994	OE4729R	yes	yes	1	1	0	8	0	

---

**Raw Viewer - [Dataset1]**

File | Tools | Window | Help

Raw Files

Map | MS | MS/MS | XIC

DAIAGSTVSNEEMTPFESIDHISEPVITK; Scan 10068; 20070813\_BM\_HaSa1\_08

Intensity

m/z (full)

m/z (zoom)

Slide 86 of 86 "Office Theme" English (U.S.) 104%

Start | I:\Halobacterium\1st+2n... | Raw Viewer - [Dataset1] | Result Explorer | Microsoft PowerPoint - [...]

19:34

Result Explorer

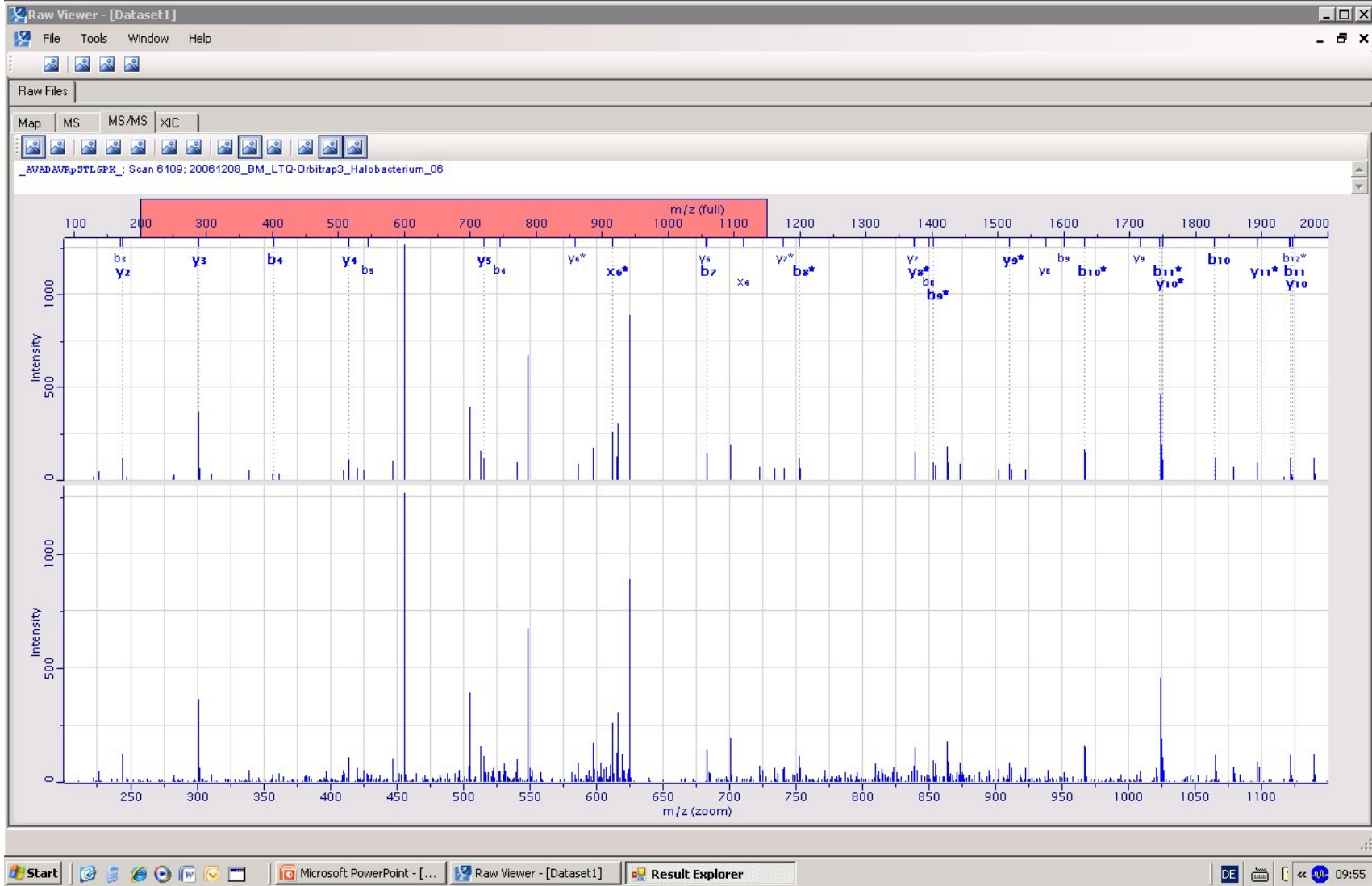
Summary | Identifications | Modifications | All Peptides | MS Scans | MS/MS Scans | All Proteins

Protein Groups | Peptides | Modification-Specific Peptides | Evidence | MS/MS

	Sequence	Modifications	Mass	Mass Error [ppm]	Mass Fractional Part	Protein Groups	Proteins	Unique (Groups)	Unique (Protein)	Oxidative (M)	phosph	N-Acetyl (Protein)	Slice Average	Slice Std. Dev.	Slice 1	Slice 2
▶ 57	AYADTHPAR	phospho(STY)	1080.439	-3.593	0.43897443	832	OE4171R	yes	yes	0	1	0	2	0		1



Result Explorer																	
Summary   Identifications   Modifications   All Peptides   MS Scans   MS/MS Scans   All Proteins																	
Protein Groups   Peptides   Modification-Specific Peptides   Evidence   MS/MS																	
	Sequence	Modifications	Mass	Mass Error [ppm]	Mass Fractional Part	Protein Groups	Proteins	Unique [Groups]	Unique [Protein]	Oxidatic (M)	phosph	N-Acety (Protein)	Slice Average	Slice Std. Dev.	Slice 1	Slice 2	Slice 3
▶	AVADAVRSTLGP	phospho(STY)	1363.6861	0.036837	0.68608099	764	DE3925R	yes	yes	0	1	0	4	0			





Result Explorer																	
Summary   Identifications   Modifications   All Peptides   MS Scans   MS/MS Scans   All Proteins																	
Protein Groups   Peptides   Modification-Specific Peptides   Evidence   MS/MS																	
	Sequence	Modifications	Mass	Mass Error [ppm]	Mass Fractional Part	Protein Groups	Proteins	Unique (Groups)	Unique (Protein)	Oxidatic (M)	phosph	N-Acety (Protein)	Slice Average	Slice Std. Dev.	Slice 1	Slice 2	Slice 3
▶	AQDRATEGEQTAEIAIDR	phospho(STY)	2040.875	-0.36124	0.87495699	1049	DE5243F	yes	yes	0	1	0	5	0			



Result Explorer																	
Summary   Identifications   Modifications   All Peptides   MS Scans   MS/MS Scans   All Proteins																	
Protein Groups   Peptides   Modification-Specific Peptides   Evidence   MS/MS																	
	Sequence	Modifications	Mass	Mass Error [ppm]	Mass Fractional Part	Protein Groups	Proteins	Unique [Groups]	Unique [Protein]	Oxidatic (M)	phosph	N-Acety (Protein)	Slice Average	Slice Std. Dev.	Slice 1	Slice 2	Slice 3
▶	ANLGSDRGPYYPK	phospho(STY)	1516.6712	0.16534	0.67115921	408	DE2633F	yes	yes	0	1	0	4.5	0.5			

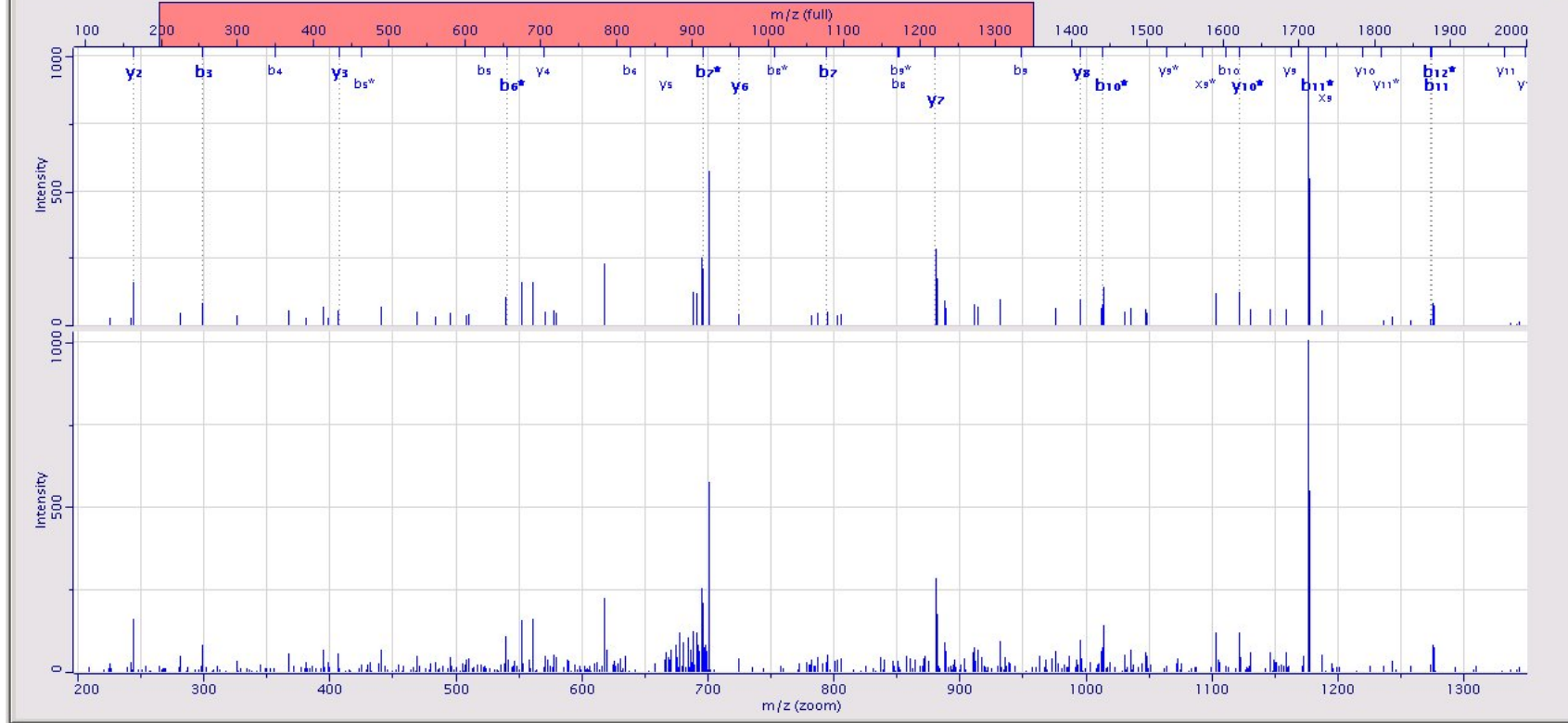
Raw Viewer - [Dataset1]

File Tools Window Help

Raw Files

Map MS MS/MS XIC

ANLGSDRGPYYPK; Scan 5965; 20061208\_BM\_LTQ-Orbitrap3\_Halobacterium\_06



Result Explorer																	
Summary   Identifications   Modifications   All Peptides   MS Scans   MS/MS Scans   All Proteins																	
Protein Groups   Peptides   Modification-Specific Peptides   Evidence   MS/MS																	
	Sequence	Modifications	Mass	Mass Error [ppm]	Mass Fractional Part	Protein Groups	Proteins	Unique (Groups)	Unique (Protein)	Oxidatic (M)	phosph	N-Acety (Protein)	Slice Average	Slice Std. Dev.	Slice 1	Slice 2	Slice 3
▶	ANDSSTDGRFSEK	phospho(STY)	1492.5831	0.4681	0.58313206	351	DE2458R	yes	yes	0	1	0	4	0			



Result Explorer																	
Summary   Identifications   Modifications   All Peptides   MS Scans   MS/MS Scans   All Proteins																	
Protein Groups   Peptides   Modification-Specific Peptides   Evidence   MS/MS																	
	Sequence	Modifications	Mass	Mass Error [ppm]	Mass Fractional Part	Protein Groups	Proteins	Unique [Groups]	Unique [Protein]	Oxidatic (M)	phosph	N-Acety (Protein)	Slice Average	Slice Std. Dev.	Slice 1	Slice 2	Slice 3
▶	AKSPEPEFGLR	phospho(STY)	1309.6068	0.25532	0.60676804	620	OE3407F	yes	yes	0	1	0	4	0			

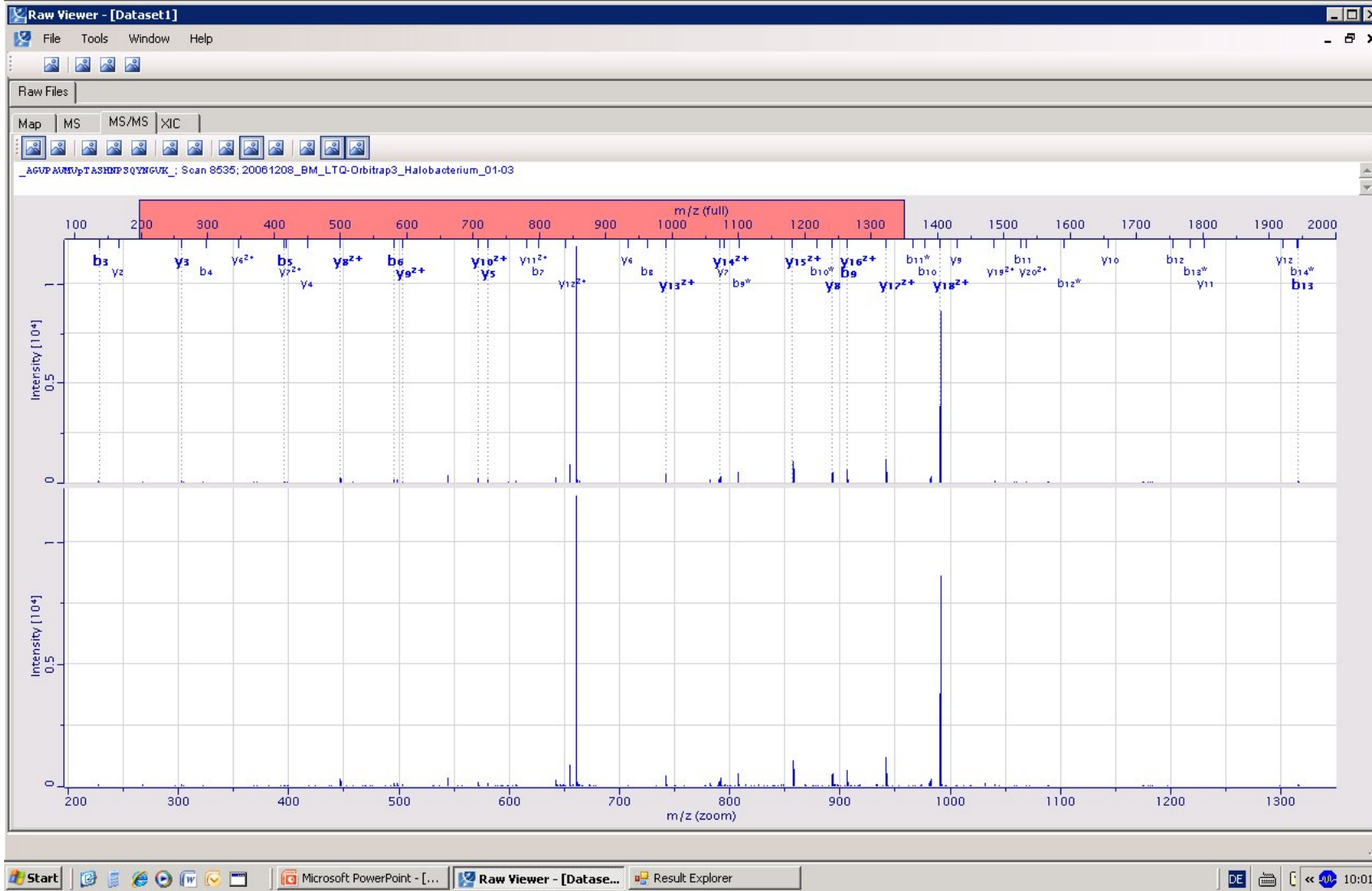


Result Explorer

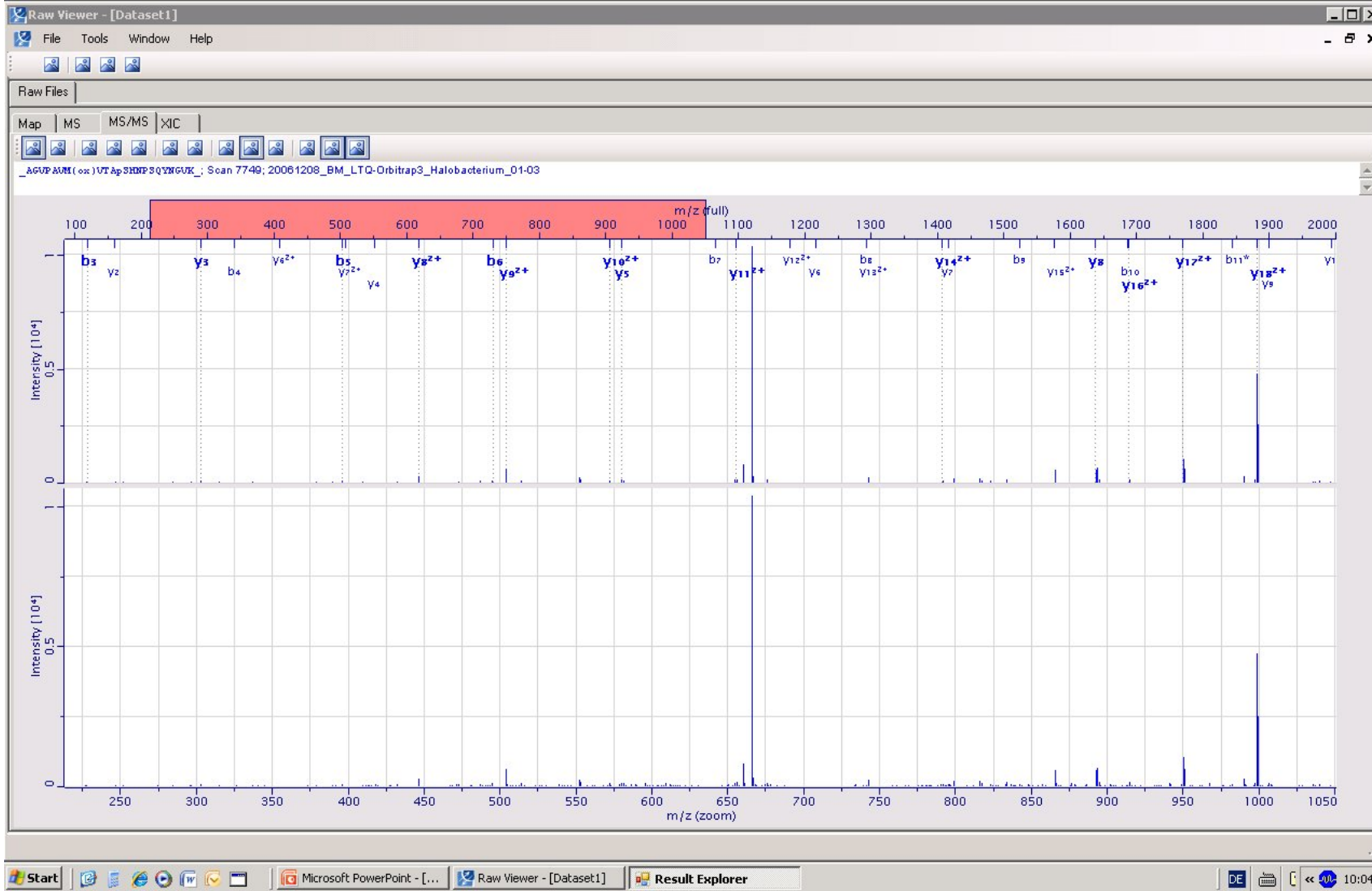
Summary | Identifications | Modifications | All Peptides | MS Scans | MS/MS Scans | All Proteins

Protein Groups | Peptides | Modification-Specific Peptides | Evidence | MS/MS

	Sequence	Modifications	Mass	Mass Error [ppm]	Mass Fractional Part	Protein Groups	Proteins	Unique (Groups)	Unique (Protein)	Oxidatic (M)	phosph	N-Acety (Protein)	Slice Average	Slice Std. Dev.	Slice 1	Slice 2	Slice 3
▶	AGVPAVMVTASHNPSQYNGVK	phospho(STY)	2206.0242	-0.18251	0.02420418	808	DE4094F	yes	yes	0	1	0	4	2.71	2	1	



Result Explorer																	
Summary   Identifications   Modifications   All Peptides   MS Scans   MS/MS Scans   All Proteins																	
Protein Groups   Peptides   Modification-Specific Peptides   Evidence   MS/MS																	
	Sequence	Modifications	Mass	Mass Error [ppm]	Mass Fractional Part	Protein Groups	Proteins	Unique [Groups]	Unique [Protein]	Oxidatic (M)	phosph	N-Acety (Protein)	Slice Average	Slice Std. Dev.	Slice 1	Slice 2	Slice 3
▶ 44	AGVPAVMVTASHNPSQYNGVK	Oxidation (M),phospho(S,T,Y)	2222.0191	-1.4297	0.0191295...	808	DE4094F	yes	yes	1	1	0	5.17	2.37	1	2	1



Result Explorer																	
Summary   Identifications   Modifications   All Peptides   MS Scans   MS/MS Scans   All Proteins																	
Protein Groups   Peptides   Modification-Specific Peptides   Evidence   MS/MS																	
	Sequence	Modifications	Mass	Mass Error [ppm]	Mass Fractional Part	Protein Groups	Proteins	Unique (Groups)	Unique (Protein)	Oxidatic (M)	phosph	N-Acety (Protein)	Slice Average	Slice Std. Dev.	Slice 1	Slice 2	Slice 3
▶	AAGIVTDEGGMTSHAIVSR	phospho(STY)	2021.9242	0.59381	0.92415578	87	OE1500R	yes	yes	0	1	0	3.64	1.57	24	2	



Result Explorer																	
Summary   Identifications   Modifications   All Peptides   MS Scans   MS/MS Scans   All Proteins																	
Protein Groups   Peptides   Modification-Specific Peptides   Evidence   MS/MS																	
	Sequence	Modifications	Mass	Mass Error [ppm]	Mass Fractional Part	Protein Groups	Proteins	Unique [Groups]	Unique [Protein]	Oxidatic (M)	phosph	N-Acety (Protein)	Slice Average	Slice Std. Dev.	Slice 1	Slice 2	Slice 3
▶	AAGIVTDEGGMTSHAIVSR	Oxidation (M),phospho(S,T,Y)	2037.9191	0.54556	0.91908118	87	OE1500R	yes	yes	1	1	0	4.12	1.78	9	26	45

Raw Viewer - [Dataset1]

File Tools Window Help

Raw Files

Map MS MS/MS XIC

AAGIVTDEGGMT(ox)P-TSHAIVSR; Scan 4666; 20061206\_BM\_LTQ-Orbitrap2\_Halobacterium\_05

