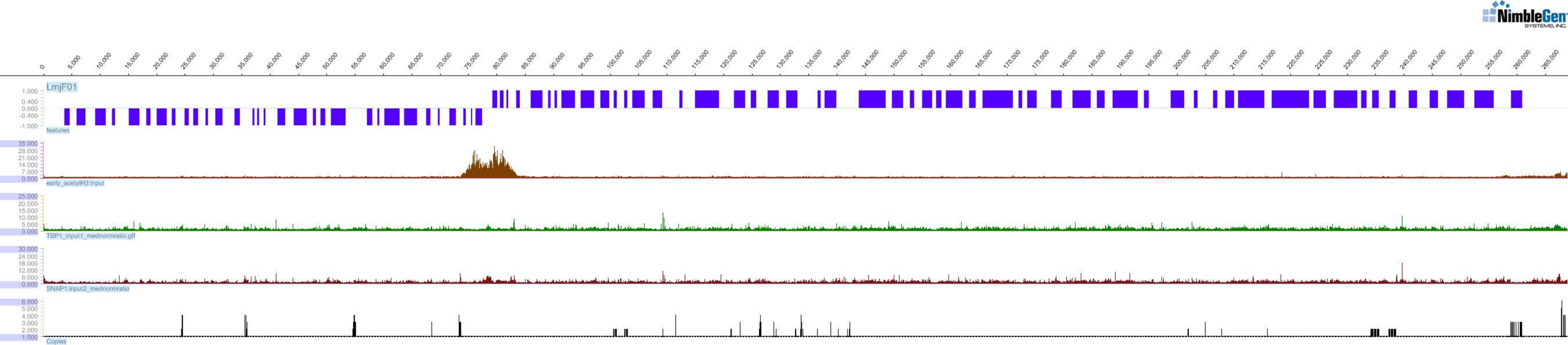
NimbleGen SYSTEMS, INC.
LmjF01
features
early_acetylH3:input
TBP1_input1_mednormratio.gff
SNAP1:input2_mednormratio
Copies

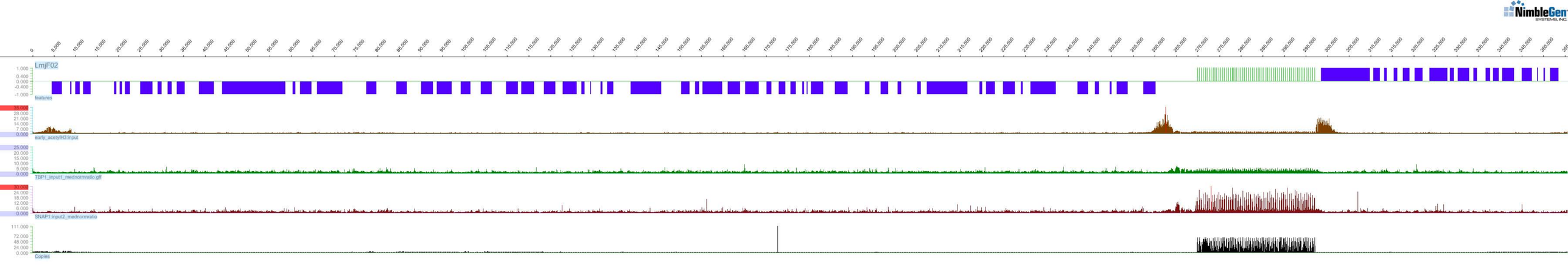
NimbleGen SYSTEMS, INC.
LmjF02
features
early_acetylH3:Input
TBP1_Input1_mednormratio.gff
SNAP1:Input2_mednormratio
Copies

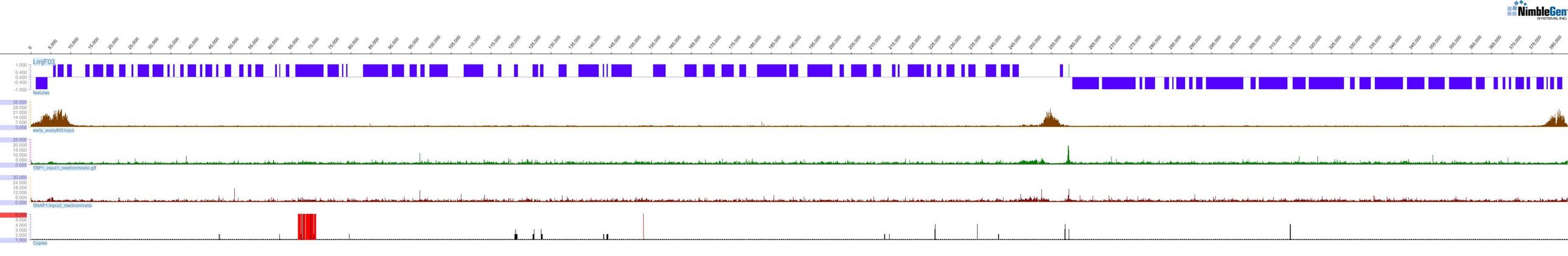
NimbleGen
SYSTEMS, INC.
LmjF03
features
early_acetylH3:input
TBP1_input1_mednormratio.gff
SNAP1:input2_mednormratio
Copies

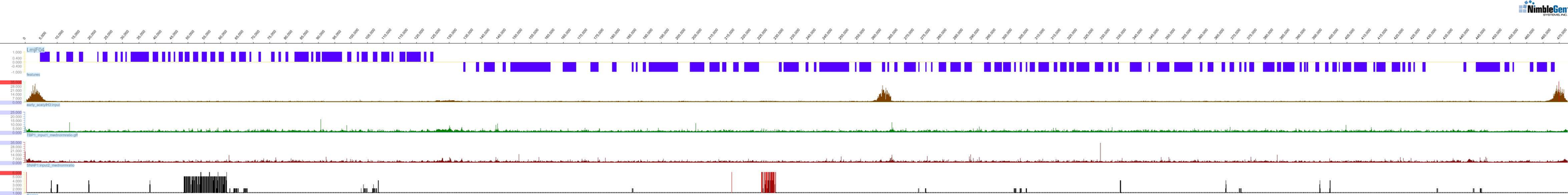
NimbleGen
SYSTEMS INC.
LmjF04
features
early_acetylH3.input
TSP1.input1_medinormalsiu.gff
SNAP1.input2_medinormalsiu
Copies

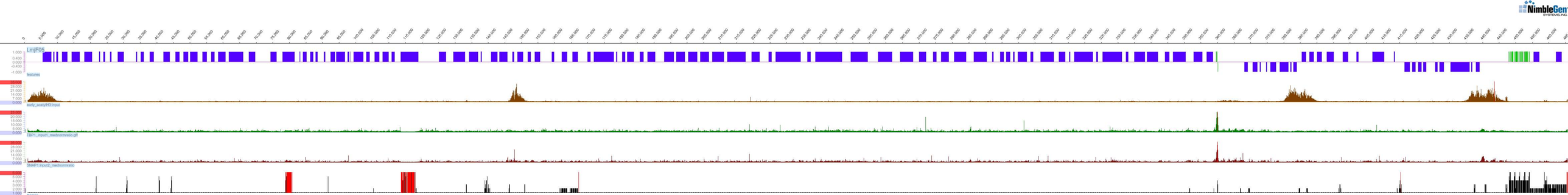
NimbleGen
SYSTEMS INC.
LmjF05
features
early_acetylH3.input
TBP1.input1_medianmratio.gff
SNAP1.input2_medianmratio
Copies

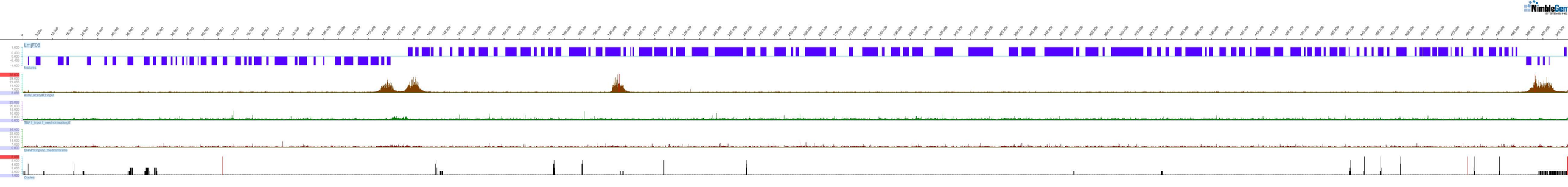
NimbleGen
SYSTEMS, INC.
LmjF06
features
early_acetylH3:input
TBP1_input:1_medianmeaslo.gff
RNAPII_input2_medianmeaslo
coplots

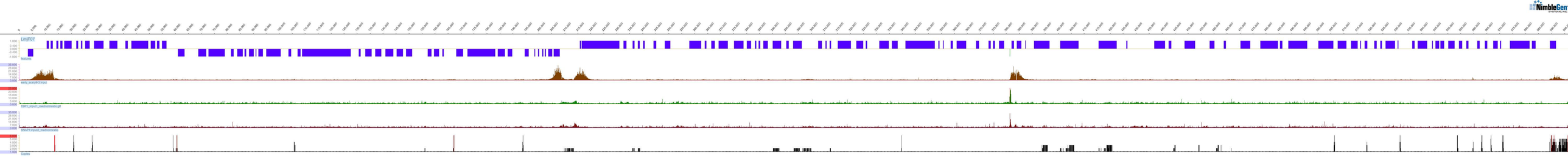
NimbleGen
SYSTEMS
LmjF07
1.000
0.400
0.000
-0.400
-1.000
NucleoSB
35.000
28.000
21.000
14.000
7.000
0.000
exp_actin(H3)input
20.000
15.000
10.000
5.000
0.000
SNP1_input1_medianratio.gff
35.000
28.000
21.000
14.000
7.000
0.000
SNAP1 input2_medianratio
6.000
4.000
2.000
0.000
-2.000
Copies

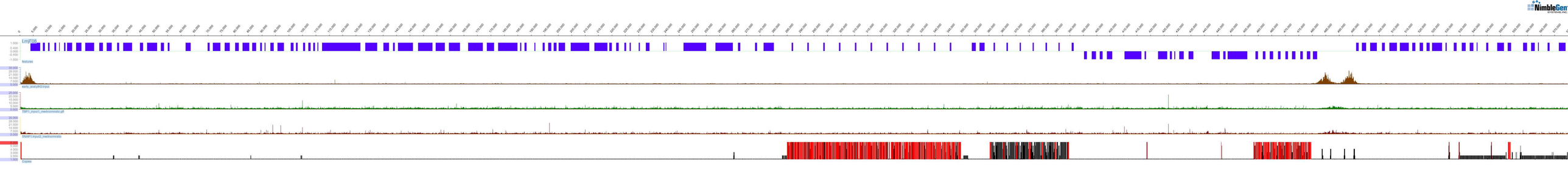
NimbleGen
SYSTEMS, INC.
LinuPD8
Features
early_scaly(H3).input
EBF1_input1_medminmaldo.gff
BNAP1.input2_medminminano
Duplex

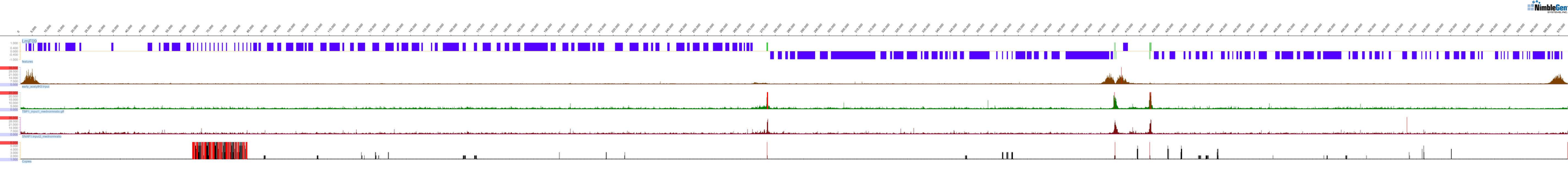
NimbleGen
SYSTEMS, INC.
LynxFOD
features
early_scaleyH3.input
TBP1_input1_medianmnadcjdf
BNAP1.input2_medianmnado
Duplex

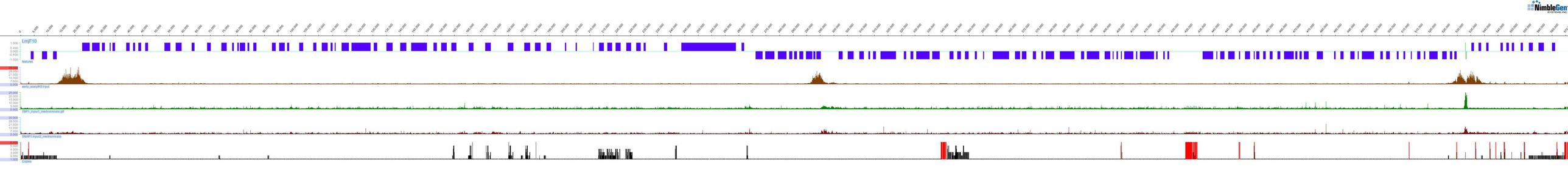
NimbleGen
SYSTEMS, INC.
LinjF10
features
early_acetylH3.input
EBF1_input1_medronimodo.gff
BNAP1.input2_medronimodo
Graphs

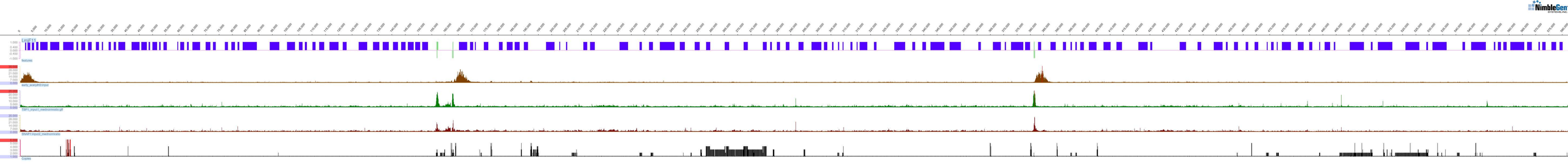
NimbleGen
SYSTEMS, INC.
Length
Features
Copies

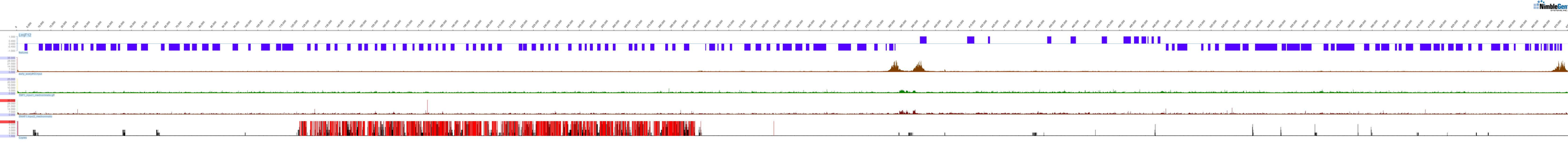
NimbleGen
Chr12
Features
Copies

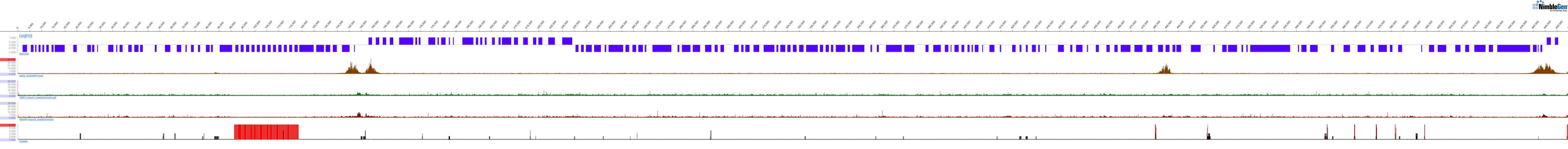
NimbleGen
SYSTEMS, INC.
Leg# 13
Reference
early_seq#(RS1Input
SNP1_Input2_mismismatch.gff
SNP#1Input2_mismismatch
Coplex

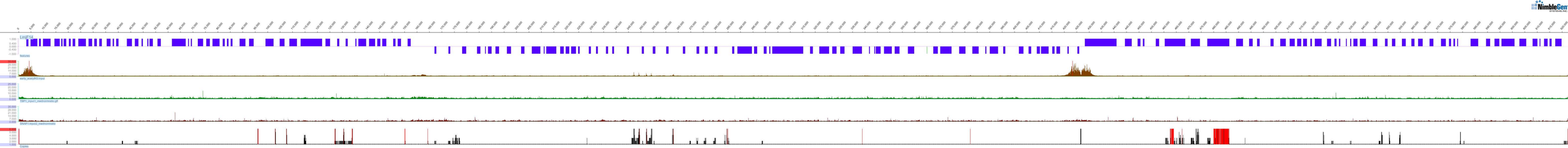
NimbleGen
Length
Natures
early_seq4HS1input
Hum_input1_mammomouse.gff
Mm9011input2_mammomouse
Copies

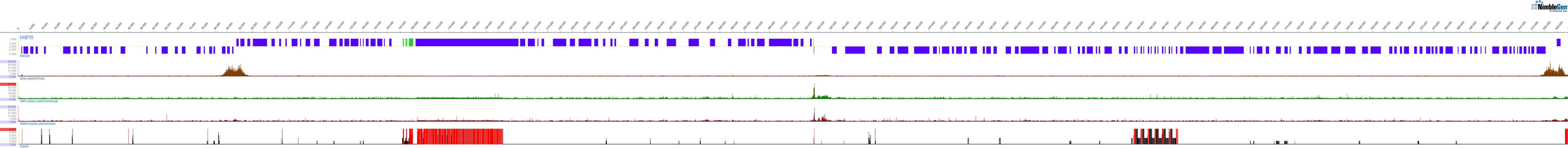
NimbleGen
LmgF15
Segments
early_seq4rt01input
chr1_input1_mednormmedb.gff
chr1f1input2_medbumedbin
Copies

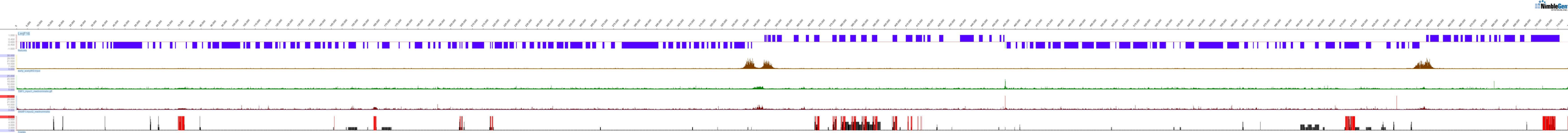
Nimblegen
Lrig1(16)
Refseq
early_peak(R2)input
TBP(1hpo)_mammonsseq(gr)
SNAP(1hpo)_mammonsseq
Genes

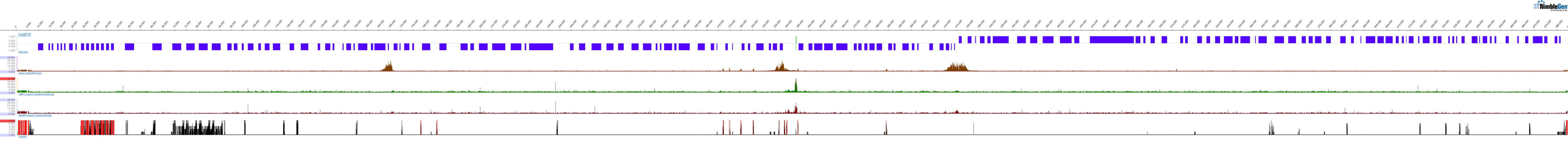
NimbleGen
Length 17
features
Jung_Jung2010.bw
TBP1_input1_mathomnistar.gff
Chr08 Enhancer.mathomnistar
Coupled

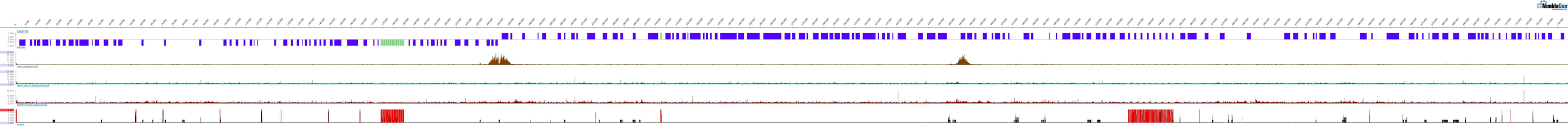
Nimble
LongFIS
Genes
Genes

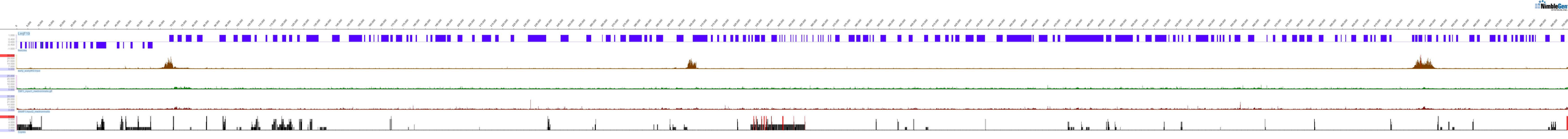
Nimblegen
LncP19
Mm10
early_postdiff10.bam
SMP3.input2_treatment.bam
SMP3.input2_treatment.bam

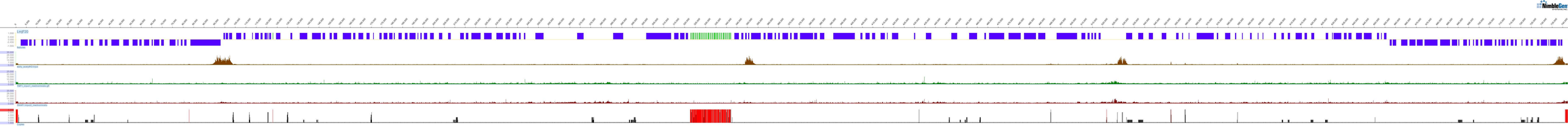
Nimble!
LncFF20
Genes
early_output0910.input
SMP1.input_treatment0910.gff
SMP1.input_treatment0910.gff

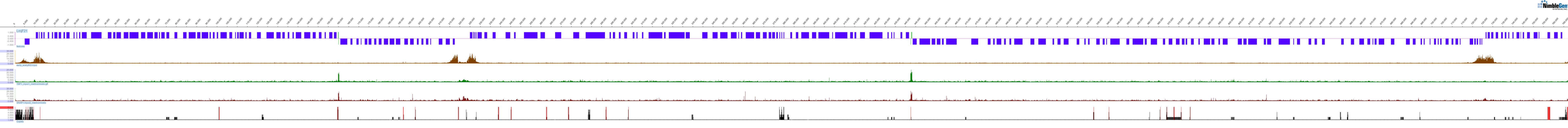
Nimble
chr1:
Lmf2'21
Refseq
Mm_Sertad4.mm9
TBP_Chip-Seq_Mm9mm9mm9_gff
H3K27Ac_Mm9mm9mm9
CGIMm

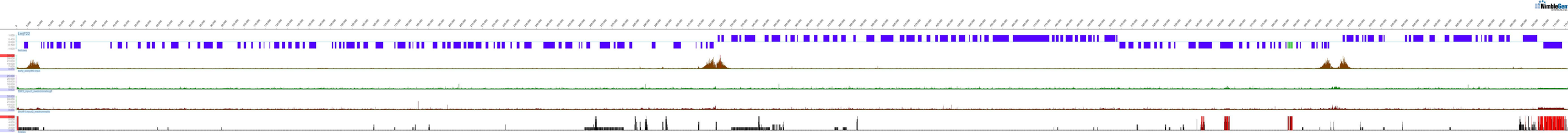
Nimblegen
LogF22
Input
early_peak(P0.01)rpd
SMF1.rep1_readscovered.gz
SMF1.rep2_readscovered
Scale

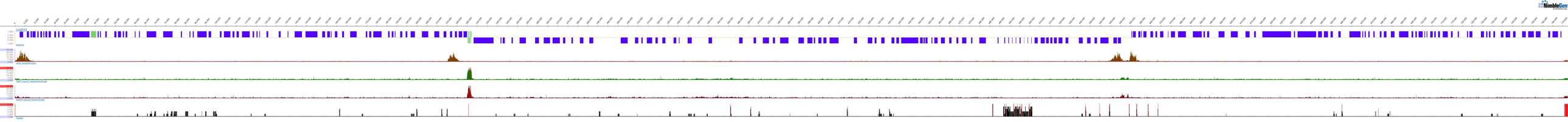
Nimble
chr1
1.500
1.400
1.300
1.200
1.100
1.000
Features
17.000
16.000
15.000
14.000
13.000
12.000
11.000
10.000
9.000
8.000
7.000
6.000
5.000
4.000
3.000
2.000
1.000
Coverage

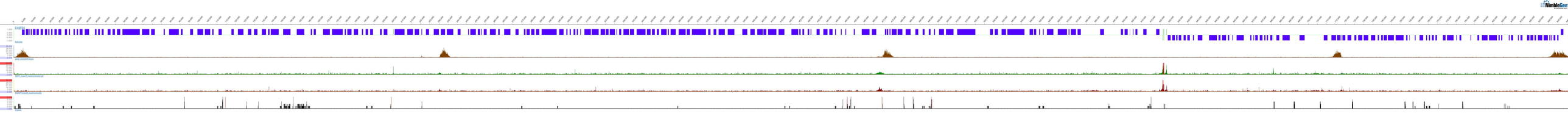
Nimble
Genomics
Location
Genes
Variants
Coverage
Coverage
Coverage
Coverage

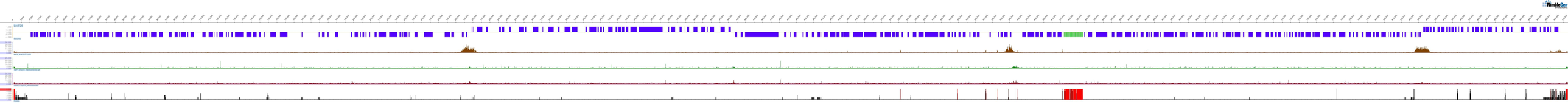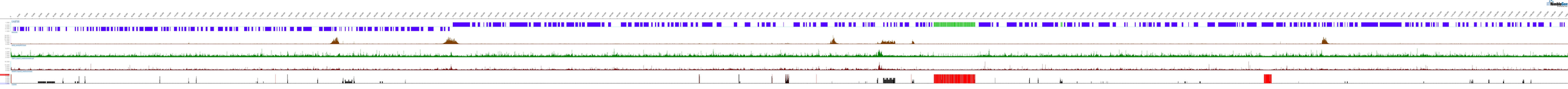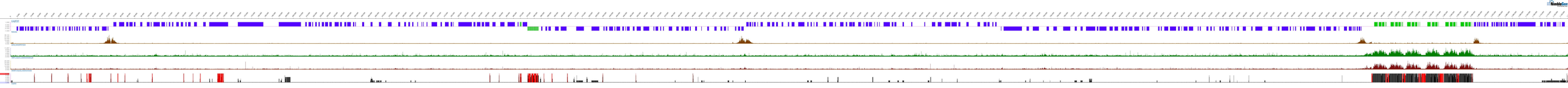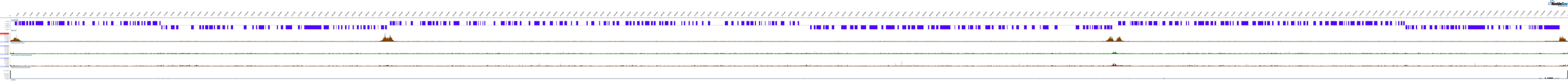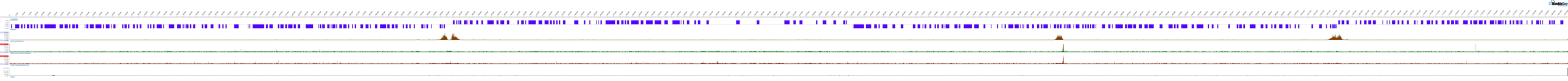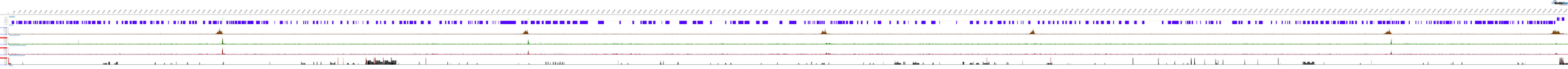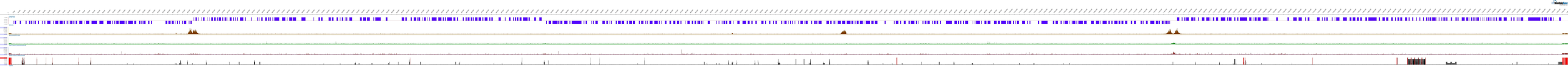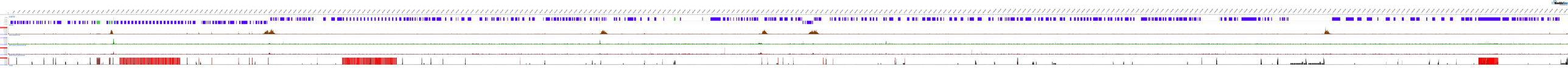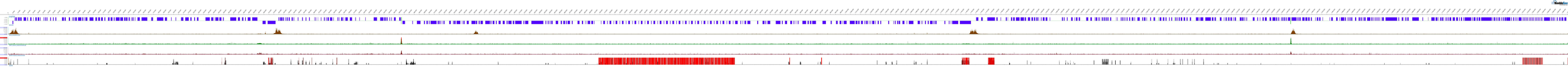
Nimble
chr1:
Genes
Mapping
Mapping_Length_Distribution
Mapping_Length_Distribution_Log10
Mapping_Length_Distribution_Log10_Zoomed
Coverage