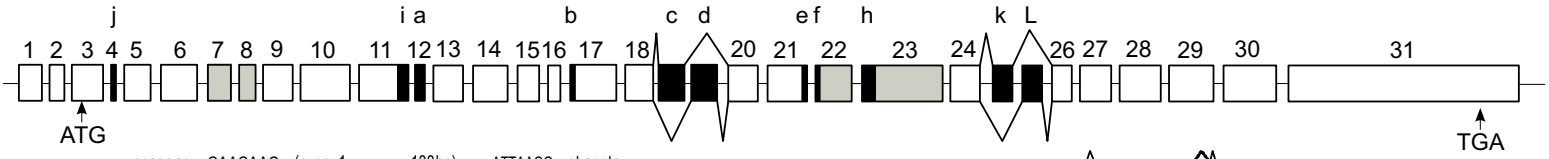

gcagc	ag	CAACAAC	-	(exon 1			138bp)	-	ATTAACG	gt	aggta
cttgc	ag	CATCGTG	-	(exon 2			89bp)	-	GCCTCAT	gt	aagta
cttgc	ag	GCCTTGG	-	(exon 3			191bp)	-	AGAGGTG	gt	aatta
ctttc	ag	CCGCAAT	-	(exon 4	(j)		33 bp)	-	AAAAGAA	gt	aagat
tgtgc	ag	ATCCGAT	-	(exon 5			156 bp)	-	TGTACTG	gt	aagtt
cttgc	ag	ACATTCG	-	(exon 6			206 bp)	-	CCACTGA	gt	aagta
ttttt	ag	GGTGATA	-	(exon 7			129 bp)	-	CTTTAGC	gt	gagtt
aacgc	ag	TTATGTG	-	(exon 8			92 bp)	-	GTGCCAG	gt	atgaa
caaac	ag	GCTTGAA	-	(exon 9			277 bp)	-	GTGCGGG	gt	aagtg
atact	ag	GCAATGC	-	(exon 10			310 bp)	-	GATACGT	gt	aagta
gttgt	ag	GAAGCGG	-	(exon 11	(i)		309 bp)	-	GAGCACG	gt	aagta
aactt	ag	ACATCCT	-	(exon 12	(a)		63 bp)	-	TCACAAG	gt	aagcg
tgtcc	ag	TACACGA	-	(exon 13			181 bp)	-	AATCTAG	gt	gagtt
cttcc	ag	GCTCCCG	-	(exon 14			212 bp)	-	CGACTAC	gt	aagca
attac	ag	GAAATTG	-	(exon 15			100 bp)	-	ATGAAAG	gt	aggat
ctttc	ag	ATGTGAT	-	(exon 16			69 bp)	-	CGCGGTG	gt	aagtg
ggttc	ag	TCTCCGT	-	(exon 17	(b)		278 bp)	-	CAACTAT	gt	gagta
cctac	ag	TTCTTCA	-	(exon 18			174 bp)	-	TCGATTG	gt	aagcc
tttgc	ag	CTGCGTG	-	(exon 19	(c)		163 bp)	-	TACACAG	gt	actttt
actgc	ag	CTGCGTG	-	(exon 19	(d)		163 bp)	-	TATCATG	gt	aagtg
tcgac	ag	ATCACAA	-	(exon 20			188 bp)	-	TCTTGTG	gt	gagta
tttgc	ag	GTACTTA	-	(exon 21	(e)		244 bp)	-	AGCGAAG	gt	tttta
acgaa	ag	GCAAAGG	-	(exon 22	(f)		212 bp)	-	CGCAACG	gt	aaata
tatac	ag	ATGATTG	-	(exon 23	(h)		483 bp)	-	AGCTTTG	gt	aagtc
ggaac	ag	GCATTAG	-	(exon 24			174 bp)	-	TGTCATG	gt	aagtc
catct	ag	CTGTCGC	-	(exon 25	(k)		123bp)	-	CATGAAA	gt	aagta
aaact	ag	GTATCGC	-	(exon 25	(L)		123bp)	-	CATGAGG	gt	acgta
aattc	ag	GTCGTCG	-	(exon 26			123bp)	-	TTTTAAG	gt	acgtg
ccgac	ag	TGCGAGG	-	(exon 27			195 bp)	-	ACGAGAG	gt	aatgt
ataac	ag	GTGGACA	-	(exon 28			246 bp)	-	ACCAAGG	gt	aagac
attcc	ag	TGGCGAC	-	(exon 29			271 bp)	-	ATCTTAG	gt	aagta
gccgc	ag	GTCTTGT	-	(exon 30			305 bp)	-	CTTTCAG	gt	aagag
ctggc	ag	ATGTCGA	-	(exon 31			1308 bp)	-	AACTTCA	gt	gtaac

exon limits

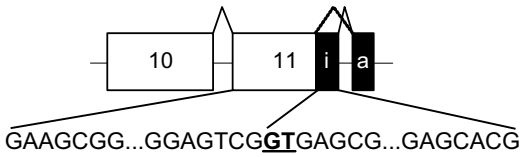

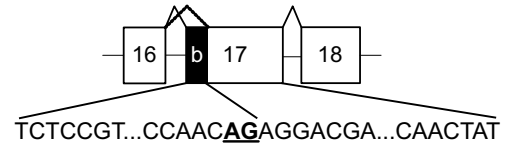

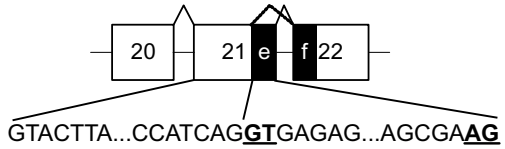

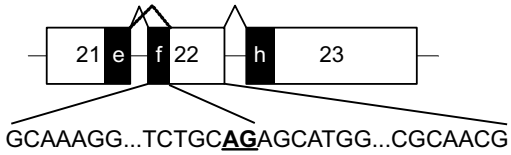

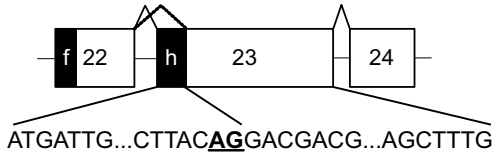

Supplementary Figure 2
Lin et al