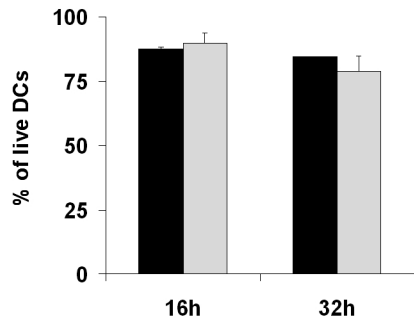


Figure S2

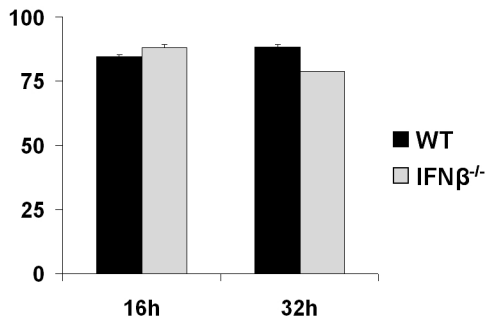
**A**

OT I assay CD8 $\alpha$ -DCs

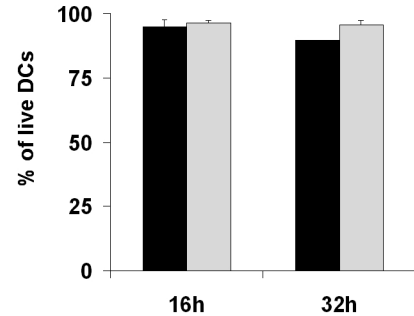


**B**

OT II assay CD8 $\alpha$ -DCs



CD8 $\alpha$ +DCs



CD8 $\alpha$ +DCs

