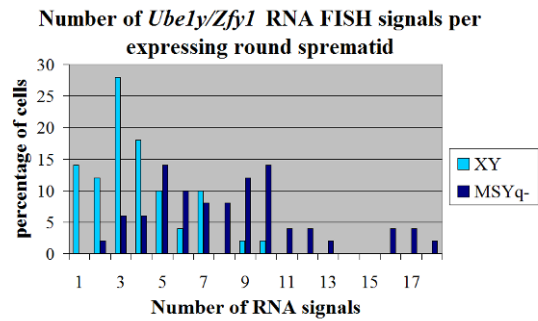


Supplemental Figure 2

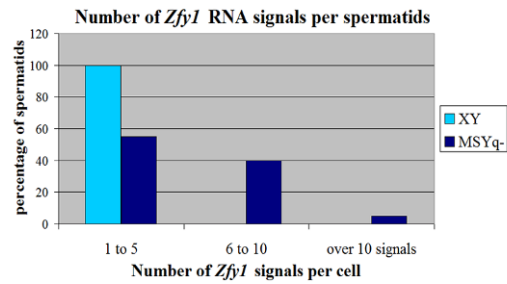
A

Number of RNA signals	% of XY spermatids	% of MSYq- spermatids
1	14	0
2	12	2
3	28	6
4	18	6
5	10	14
6	4	10
7	10	8
8	0	8
9	2	12
10	2	14
11	0	4
12	0	4
13	0	2
14	0	0
15	0	0
16	0	4
17	0	4
18	0	2



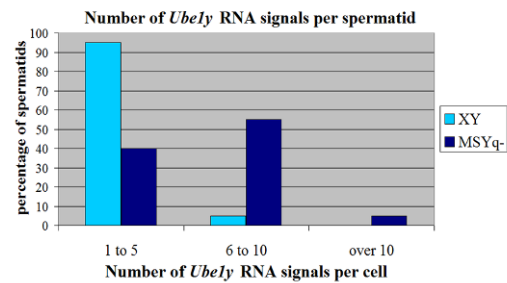
B

Number of RNA signals	% of XY spermatids	% of MSYq- spermatids
1	40	5
2	35	20
3	10	15
4	10	5
5	5	10
6	0	15
7	0	15
8	0	5
9	0	0
10	0	5
11	0	5

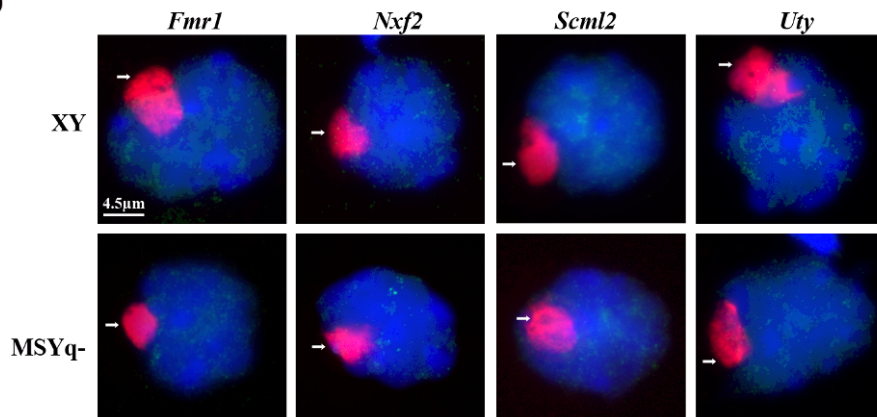


C

Number of RNA signals	% of XY spermatids	% of MSYq- spermatids
1	45	0
2	30	0
3	5	15
4	10	5
5	5	20
6	0	10
7	0	0
8	0	10
9	0	25
10	0	10
11	0	5



D



E

