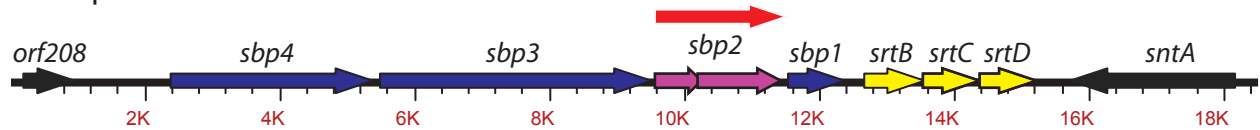


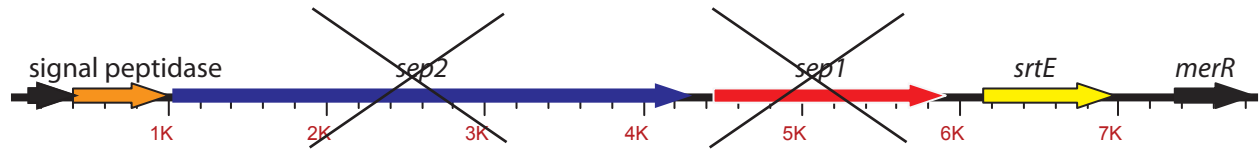
## 3 pilus clusters are present in *S. suis* strain P1/7

### *srtBCD* pilus cluster



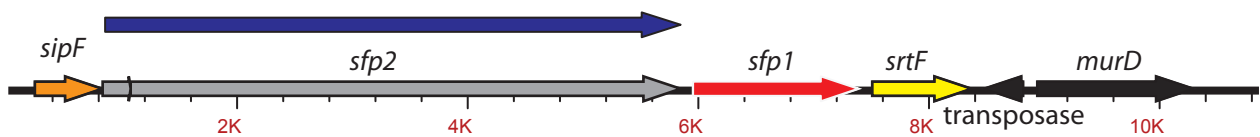
In strain P1/7, *sbp2*, encoding the main pilin subunit, is interrupted by a nonsense mutation resulting in two ORFs (depicted in pink), which are predicted to be non-functional (Takamatsu et al. Vet Microbiol, 2009. 138:132-9)

### *srtE* pilus cluster



Depicted here is the *srtE* pilus cluster of *S. suis* strain DAT 294. In strain P1/7, both *sep1* and *sep2* are missing, suggesting a non-functional cluster (Takamatsu et al. Vet Microbiol, 2009. 138:132-9)

### *srtF* pilus cluster



The third pilus cluster of *S. suis* is the *srtF* pilus cluster, which is characterized in the present study.

■ Ancillary subunit      ■ Main subunit      ■ Sortase      ■ Signal peptidase