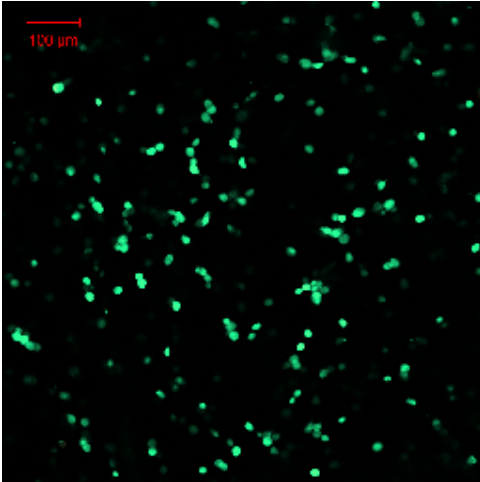
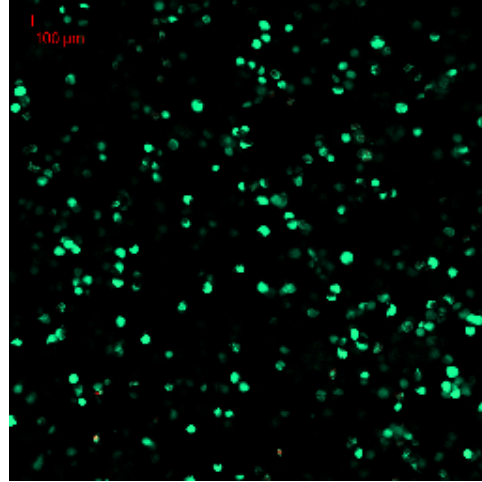


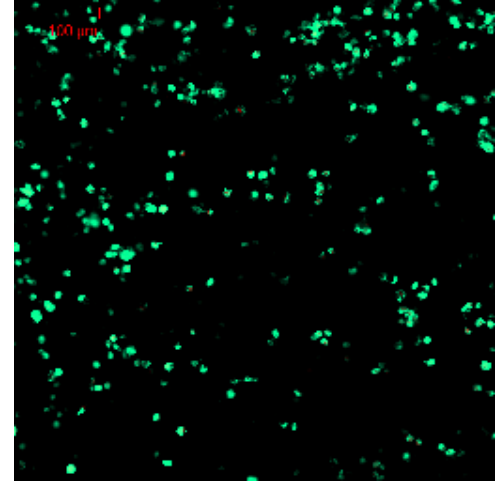
0 Hour



1 Hour



24 Hour



Fibroblast (NIH3T3) encapsulation using the GOX mediated redox initiation system with 4mM glucose, 1.25mM Fe^{+2} , 6.25×10^{-7} M GOX, 15wt% PEGTA₂₀₀₀₀, 1mM CRGDS and 1X PBS. The effects of the GOX mediated initiation system on cell viability was tested using a LIVE/DEAD membrane integrity assay where live cells fluoresce green and dead cells fluoresce red. These representative pictures show cell-laden gels incubated in glucose containing DMEM media without catalase for either 0 or 1 hour or in glucose containing DMEM supplemented with 2.0×10^{-6} M of catalase enzyme for 24 hours.