

Supporting Information for:

**Identifying Potent, Selective Protein Tyrosine Phosphatase Inhibitors from a
Library of Au(I) Complexes**

Mark R. Karver^{1,2}, Divya Krishnamurthy^{1,3}, Rhushikesh A. Kulkarni¹,
Nunzio Bottini^{3,4}, and Amy M. Barrios^{1*}

[*] To whom correspondence should be addressed:

University of Utah

Department of Medicinal Chemistry

Salt Lake City, UT 84112

Phone (801) 581-3198

Fax (801) 581-7087

Email amy.barrios@utah.edu

1. Department of Medicinal Chemistry, University of Utah, Salt Lake City, UT 84112
2. Department of Chemistry, University of Southern California, Los Angeles, CA 90089
3. Institute for Genetic Medicine, Keck School of Medicine of the University of Southern California, Los Angeles, CA 90033
4. Current address: La Jolla Institute for Allergy and Immunology, La Jolla, CA 92037

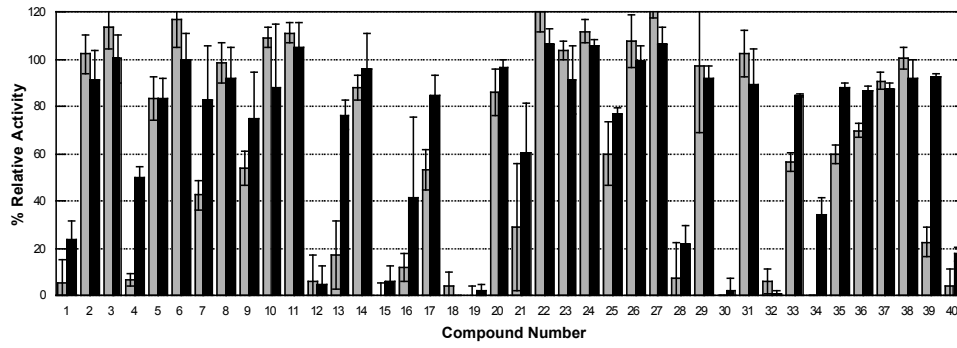
Figure Captions

Figure S1. Results of the comparative DiFMUP/**peptide 1** LYP/PTP-PEST library screens with all potential inhibitors at a nominal concentration of 5 μ M. A) Screening using the substrate **peptide 1** with LYP in grey and PTP-PEST in black. B) Screening using DiFMUP as the substrate with LYP in grey and PTP-PEST in black.

Figure S2. Results of the comparative DiFMUP/**peptide 2** PTP1B/TCPTP library screens with all potential inhibitors at a nominal concentration of 5 μ M. A) Screening for PTP1B inhibitors using the substrates DiFMUP (grey) and **peptide 2** (black). B) Screening using the substrate **peptide 2** with PTP1B in grey and TCPTP in black. C) Screening using DiFMUP as the substrate with PTP1B in grey and TCPTP in black.

Figure S1. Karver et. al.

A)



B)

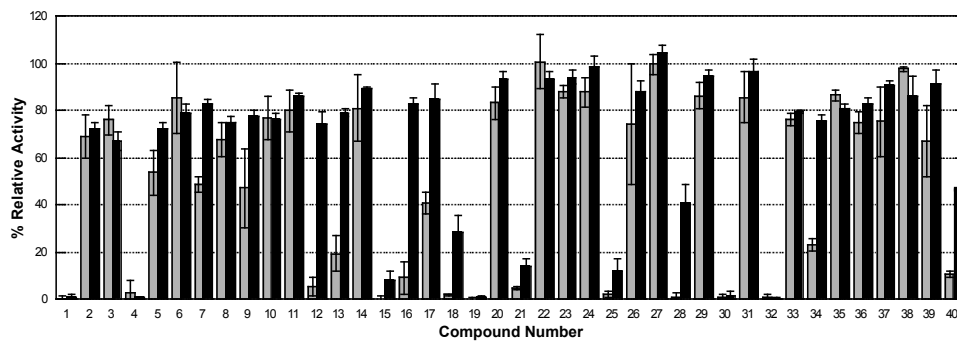
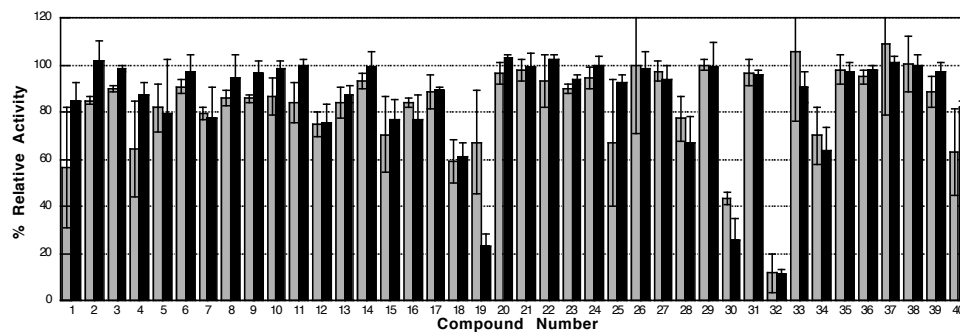
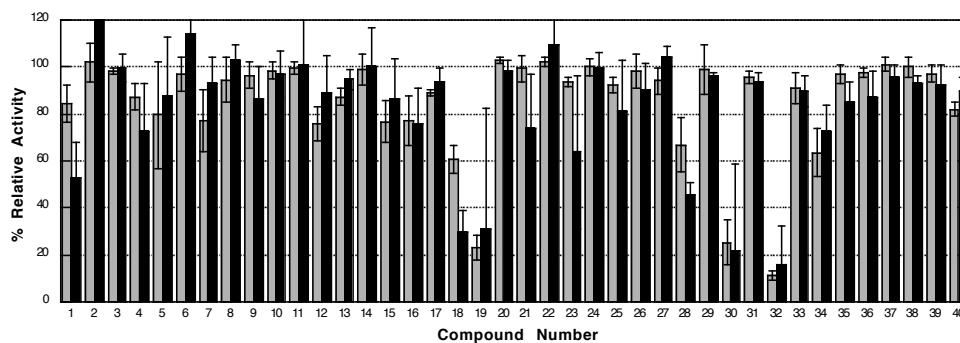


Figure S2. Karver et. al.

A)



B)



C)

