

Supplemental Table 1

Glycan responsible for modification indicated by :HexNAc/GalNAc or -Hex/Man, preceding residue number.
 Glycan structures are listed in order of non-reducing to reducing.
 Asterisk (*) following amino acid residue within sequence indicates site of glycosylation was confirmed through BEMAD.

Experimental Total Mass	AA Sequence	Location of Modification	M ^s Glycans	Proposed Glycan Structure	Ions observed to assign glycosylation site	Obs. ab & v. ions / total ions	AA#	Scan #	Details of Sample Digestion
1317.9	(R)VS DAGTVVSGQIR(A)	2 sites total: S ³⁹¹ /T ³⁹⁵ /S ³⁹⁸	SA ² -Hex ² -HexNAc ² -Hex ² -HexNAc-Hex			0:23	390 402	15891, 15898	Trypsin
594.8	(R)T**PRVPVR(V)	T ⁴⁵⁵ **	Hex-HexNAc		b2	10:11	455 461	574, 669, 684, 718, 732, 759, 767, 815	Trypsin
740.3	(R)T**PRVPVR(V)	T ⁴⁵⁵ **	SA-Hex ² -HexNAc		b2	11:11	455 461	485, 493, 532, 539, 579, 587, 597, 603, 642, 649, 690, 697, 737, 744, 785, 792, 834	Trypsin
1150.7	(R)VTTKAPITR(L)	2 sites total: T ⁴⁶³ /T ⁴⁶⁴ /T ⁴⁶⁹	SA-Hex ² -HexNAc, SA-Hex ² -HexNAc			2:15	462 470	15012, 15019	Trypsin
859.6	(R)VTTKAPITR(L)	T ⁴⁶³ /T ⁴⁶⁴ , T ⁴⁶⁹	Hex-HexNAc, Hex-HexNAc		y5	3:15	462 470	561, 572, 583, 592, 622, 630, 675, 682, 724, 779, 799, 808, 853, 856, 899, 906, 917, 963	Trypsin
1150.4	(R)VTTKAPITR(L)	T ⁴⁶³ /T ⁴⁶⁴ , T ⁴⁶⁹	SA-Hex ² -HexNAc, SA-Hex ² -HexNAc		y5	5:15	462 470	3493, 3500	Trypsin
1004.7	(R)VTTKAPITR(L)	2 sites total: T ⁴⁶³ /T ⁴⁶⁴ /T ⁴⁶⁹	SA-Hex ² -HexNAc, Hex-HexNAc			2:15	462 470	14491, 14500, 14604	Trypsin
669.2	(R)LETASPPTR(I)	T ⁴⁷³	Hex-HexNAc		b3, y7	8:15	471 479	15050, 15063	Trypsin
997.6	(R)LETASPPTR(I)	T ⁴⁷³ , S ⁴⁷⁵	SA-Hex ² -HexNAc, Hex-HexNAc		b5, y5	6:15	471 479	15396	Trypsin
1017.6	(R)LETASPPTR(I)	T ⁴⁷³ , S ⁴⁷⁵ , T ⁴⁷⁸	HexNAc ² , SA-Hex ² -HexNAc			2:15	471 479	15446, 15454	Trypsin
1011.1	(R)LETASPPTR(I)	S ⁴⁷⁵	SA-HexNAc-Hex-HexNAc		b5, y5	3:15	471 479	15475	Trypsin
1061.7	(R)LETASPPTR(I)	2 sites total: T ⁴⁷³ /S ⁴⁷⁵ /T ⁴⁷⁸	SA-HexNAc-Hex, SA-HexNAc			1:15	471 479	15500, 15507	Trypsin
791.1	(R)LETASPPTR(I)	T ⁴⁷³ , S ⁴⁷⁵ , T ⁴⁷⁸	HexNAc ³		b4, y5	9:15	471 479	3626	Trypsin
852.1	(R)LETASPPTR(I)	T ⁴⁷³ , S ⁴⁷⁵	Hex-HexNAc, Hex-HexNAc		b3, y5	9:15	471 479	3497, 3502	Trypsin
895.6	(R)LETASPPTR(I)	S ⁴⁷⁵	SA-Hex ² -HexNAc-Hex		b5	7:15	471 479	4058	Trypsin
915.9	(R)LETASPPTR(I)	T ⁴⁷³ , S ⁴⁷⁵	SA-Hex ² -HexNAc, HexNAc		b3, y5	5:15	471 479	3959, 3974	Trypsin
1018.0	(R)LETASPPTR(I)	T ⁴⁷³ , S ⁴⁷⁵ , T ⁴⁷⁸	SA-Hex ² -HexNAc, HexNAc, HexNAc		b3, y5	11:15	471 479	3952, 3957	Trypsin
1142.7	(R)LETASPPTR(I)	T ⁴⁷³ , S ⁴⁷⁵	SA-Hex ² -HexNAc, SA-Hex ² -HexNAc		b3, y5	8:15	471 479	4184, 4190, 4228, 4235	Trypsin
770.6	(R)LETASPPTR(I)	T ⁴⁷³ , T ⁴⁷⁸	SA-Hex ² -HexNAc, HexNAc		b2, y2, y4	11:15	471 479	3577, 3584	Trypsin
770.6	(R)LETASPPTR(I)	T ⁴⁷³ , S ⁴⁷⁵ /T ⁴⁷⁸	Hex-HexNAc, HexNAc		b3	4:15	471 479	10256, 10368, 10375	Lys-C & Trypsin
851.6	(R)LETASPPTR(I)	2 sites total: T ⁴⁷³ /S ⁴⁷⁵ /T ⁴⁷⁸	Hex-HexNAc, Hex-HexNAc		y6, y7	3:15	471 479	9716, 9724, 9825, 9831, 9936	Lys-C & Trypsin
997.6	(R)LETASPPTR(I)	S ⁴⁷⁵ , T ⁴⁷³ /T ⁴⁷⁸	SA-Hex ² -HexNAc, Hex-HexNAc		b5	4:15	471 479	10671, 10678, 10786, 10889, 10895, 11112	Lys-C & Trypsin
1018.0	(R)LETASPPTR(I)	T ⁴⁷³ , S ⁴⁷⁵ , T ⁴⁷⁸	HexNAc ² , SA-Hex ² -HexNAc			6:15	471 479	10824	Lys-C & Trypsin
1993.6	(R)LETASPPTR(I)	2 sites total: T ⁴⁷³ /S ⁴⁷⁵ /T ⁴⁷⁸	SA-Hex ² -HexNAc, Hex-HexNAc			2:15	471 479	10743, 10761, 10763, 10791	Lys-C & Trypsin
1288.7	(R)LETASPPTR(I)	2 sites total: T ⁴⁷³ /S ⁴⁷⁵ /T ⁴⁷⁸	SA ² -Hex-HexNAc, SA-Hex ² -HexNAc			3:15	471 479	11082, 11097	Lys-C & Trypsin
1142.8	(R)LETASPPTR(I)	2 sites total: T ⁴⁷³ /S ⁴⁷⁵ /T ⁴⁷⁸	SA-Hex ² -HexNAc, SA-Hex ² -HexNAc			1:15	471 479	11307, 11327, 11437, 11445	Lys-C & Trypsin
1200.7	(R)JRTT**SGVPR(G)	T ⁴⁸⁴ **	SA-Hex ² -HexNAc, SA-Hex ² -HexNAc		y5	3:17	480 489	15087, 15102, 15293, 15304	Trypsin
1018.3	(R)JRTT**SGVPR(G)	S ⁴⁸⁵	SA ² -Hex-HexNAc		y5	8:17	480 489	3827, 3835	Trypsin
872.7	(R)JRTT**SGVPR(G)	S ⁴⁸⁵	SA-Hex ² -HexNAc		y5	12:17	480 489	11072, 11093, 11099, 12942, 12956	Lys-C & Trypsin
1018.2	(R)JRTT**SGVPR(G)	S ⁴⁸⁵	SA ² -Hex-HexNAc		b6, y5	11:17	480 489	10516, 10523, 10618, 10625	Lys-C & Trypsin
1200.8	(R)JRTT**SGVPR(G)	T ⁴⁸⁴ **	SA-Hex ² -HexNAc, SA-Hex ² -HexNAc		b7, y6		480 489	9673, 9691, 10448	Lys-C & Trypsin
727.6	(R)JRTT**SGVPR(G)	S ⁴⁸⁵	Hex-HexNAc		y5	10:17	480 489	11209, 11222	Lys-C & Trypsin
747.8	(R)JRTT**SGVPR(G)	T ⁴⁸⁴ **	HexNAc ²			3:17	480 489	12526	Lys-C & Trypsin
592.6	(R)JTT**SGVPR(G)	S ⁴⁸⁵	Hex-HexNAc		y5	6:13	482 489	351, 430, 443	Trypsin
819.4	(R)JTT**SGVPR(G)	T ⁴⁸³	SA-Hex ² -HexNAc-Hex		b2	3:13	482 489	2967	Trypsin
883.7	(R)JTT**SGVPR(G)	S ⁴⁸⁵	SA ² -Hex-HexNAc		b4	3:13	482 489	3410, 3415, 3470, 3479, 3487, 3531, 3546, 3552	Trypsin
1066.2	(R)JTT**SGVPR(G)	T ⁴⁸⁴ **	SA-Hex ² -HexNAc, SA-Hex ² -HexNAc		b3, y6	4:13	482 489	3456, 3466	Trypsin

Full Structures

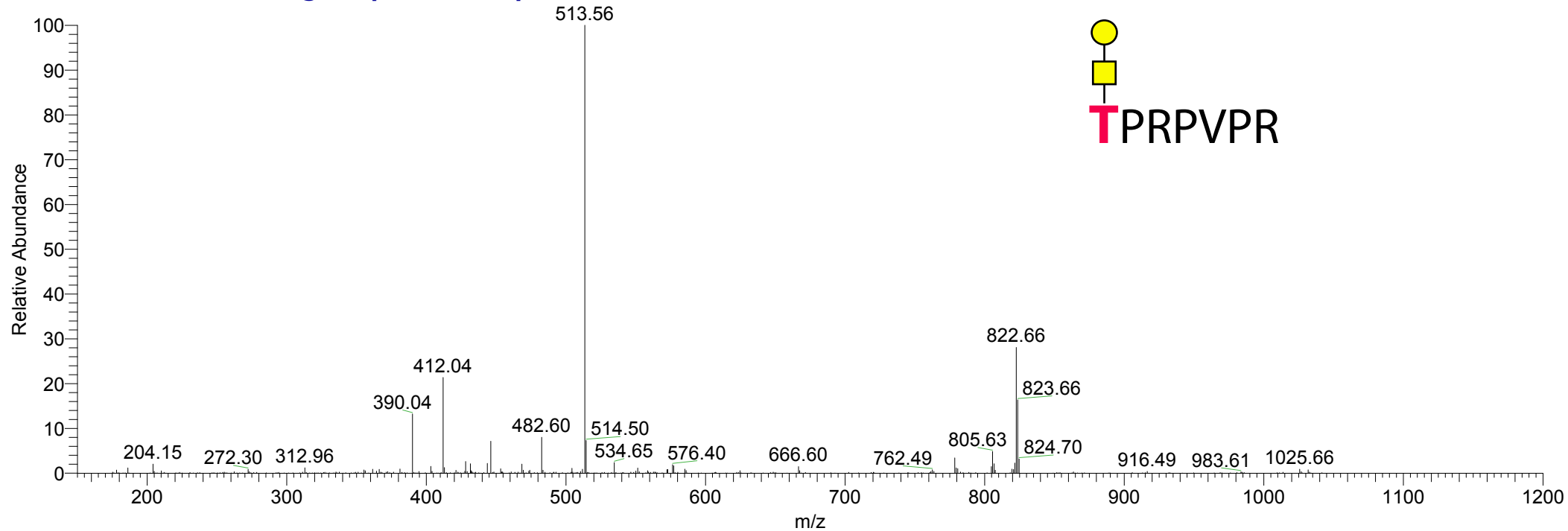
	592.5	(R)TTT**SGVPR(G)	T ₄₈₄ **	Hex-HexNAc		y6	7:13	482 489	2481, 2581, 2589, 3027, 3062, 3070, 3164, 3171, 3361, 3369, 3471, 3479, 3577, 3689, 3696, 3797, 3819, 3937, 3952, 4675, 4904	Lys-C & Trypsin	
	819.3	(R)TTT**SGVPR(G)	T*483	SA-Hex-HexNAc-Hex		b2	2:13	482 489	8148	Lys-C & Trypsin	
	883.4	(R)TTT**SGVPR(G)	T ₄₈₄ **	SA ¹ -Hex-HexNAc		y6	4:13	482 489	9494, 9508, 9604	Lys-C & Trypsin	
	1474.5	(R)TTT**SGVPR(G)	2 sites total: T ₄₈₃ /T ₄₈₄ **/S ₄₈₅	SA-Hex-HexNAc, SA-Hex-HexNAc	 or for both sites		1:13	482 489	8625, 8637	Lys-C & Trypsin	
Trimmed Structures	864.7	(R)DPVPGKPTVTRTR(G)	T ₃₆₇ /T ₃₆₉ /T ₃₇₀ /T ₃₇₂	HexNAc		y7	5:25	360 373	21632	Glycosidases were added for 3 consecutive days; trypsin	
	945.6	(R)DPVPGKPTVTRTR(G)	T ₃₆₉ /T ₃₇₀ /T ₃₇₂	Hex-HexNAc		y5	4:25	360 373	13641	Glycosidases added O/N; trypsin	
	1070.9	(R)VSDAGTVVSGQIR(A)	S*391, T*395, S*398	Hex, Hex, HexNAc-Hex		y5	8:24	390 402	11691, 11696	Glycosidases added O/N; trypsin	
	1010.1	(R)VSDAGTVVSGQIR(A)	2 sites total: S*391/T*395/S*398	HexNAc-Hex, HexNAc-Hex			14:24	390 402	11789, 11796	Glycosidases added O/N; trypsin	
	888.4, 807.0	(R)VSDAGTVVSGQIR(A)	S*391, T*395, S*398	Hex, Hex, Hex			16:23	390 402	12085	Glycosidases were added for 3 consecutive days; trypsin	
	807.0	(R)VSDAGTVVSGQIR(A)	S*391, T*395, S*398	Hex, Hex		b2	18:23	390 402	12305, 12314, 12421, 12427, 12931, 12937, 13041, 13261, 13265, 13987, 13993	Glycosidases were added for 3 consecutive days; trypsin	
	1070.6	(R)VSDAGTVVSGQIR(A)	S*391, T*395, S*398	Hex, Hex, Hex-HexNAc-Hex		y5	5:24	390 402	13091	Glycosidases were added for 3 consecutive days; trypsin	
	726.0	(R)VSDAGTVVSGQIR(A)	S*391	Hex		b3	17:23	390 402	13638, 13643, 13754, 14752, 14758	Glycosidases were added for 3 consecutive days; trypsin	
	807.1	(R)VSDAGTVVSGQIR(A)	S*391, T*395, S*398	Hex, Hex		b5	19:24	390 402	11095, 11104, 11204, 11211, 11591, 11597, 11631, 11653, 11667, 11763, 11881, 11979, 11998, 12009, 12497, 12503, 12600, 12608, 12612	Glycosidases added O/N; trypsin	
	908.9	(R)VSDAGTVVSGQIR(A)	S*391, T*395, S*398	Hex, HexNAc-Hex			9:24	390 402	11969, 13164, 13270	Lys-C, Trypsin	
	909.0	(R)VSDAGTVVSGQIR(A)	S*391, T*395, S*398	Hex-HexNAc-Hex			9:24	390 402	12083	Glycosidases	
	1091.6	(R)VSDAGTVVSGQIR(A)	S*391, T*395, S*398	Hex, Hex, HexNAc-Hex			12:24	390 402	12100	Lys-C, Trypsin	
	1010.8	(R)VSDAGTVVSGQIR(A)	S*391, T*395, S*398	HexNAc-Hex, HexNAc-Hex		y5	10:24	390 402	12315, 12431	Glycosidases	
	1816.0	(R)VSDAGTVVSGQIR(A)	S*391, T*395, S*398	Hex, HexNAc-Hex		y7	2:24	390 402	12408, 12522, 12528, 12633, 12641	Lys-C, Trypsin	
	1401.8	(R)ATVTPGYPVEPTAVTTPPTTK(K)	3 sites total: T*404/T*406/T*414/T*418/T*421/T*422/T*423/T*424	Hex, Hex, Hex			13:43	12:43	403 425	18548, 18649	Glycosidases added O/N; trypsin
	1318.3	(R)VS**TPKPAFSTSSATTR(R)	S ₄₃₀ ** , T ₄₄₆	Hex-HexNAc, Hex-HexNAc		y2, b2	20:35	429 447	11583, 11593	Glycosidases were added for 3 consecutive days; trypsin	
	706.4	(R)RPTKPR(T)	T ₄₅₀	Hex-HexNAc-HexNAc			1:15	428 454	9350, 9365	Lys-C, Trypsin	
	595.0	(R)TPRPVPR(V)	T ₄₅₅ **	Hex-HexNAc			1:11	455 461	1246, 1253, 1281	Glycosidases	
	615.6	(R)TPRPVPR(V)	T ₄₅₅ **	HexNAc-HexNAc				455 461	1340, 1347	Lys-C, Trypsin	
	822.6	(R)VTTKAPTR(L)	T ₄₆₃ /T ₄₆₄ /T ₄₆₉	SA-Hex-HexNAc	 or		1:15	462 470	9915	Glycosidases were added for 3 consecutive days; trypsin	
	676.6	(R)VTTKAPTR(L)	T ₄₆₃ /T ₄₆₄ /T ₄₆₉	Hex-HexNAc		b8	6:15	462 470	9011, 9817	Glycosidases were added for 3 consecutive days; trypsin	
	859.9	(R)VTTKAPTR(L)	2 sites total: T ₄₆₃ /T ₄₆₄ /T ₄₆₉	Hex-HexNAc, Hex-HexNAc			3:15	462 470	7479, 7536, 7583, 7678, 7685, 7787, 7989, 7996, 8100, 8201, 8630, 8685	Lys-C, Trypsin	
	1041.9	(R)VTTKAPTR(L)	T ₄₆₃ , T ₄₆₄ , T ₄₆₉	Hex-HexNAc, Hex-HexNAc, Hex-HexNAc		y5	5:15	462 470	8703, 8711, 8905, 8910	Lys-C, Trypsin	
	462.2	(K)APITR(L)	T ₄₆₉	Hex-HexNAc		y3	1:09	466 470	2756, 2765, 2864, 2873, 2977, 2985, 3089, 4728, 4753, 4775, 4782, 4887, 4896, 5000, 5100, 5106, 5209, 5215, 5313, 5320, 5424, 5432, 5533, 5540, 5641, 5648, 5750, 5757, 5862	Lys-C, Trypsin	
	462.2	(K)APITR(L)	T ₄₆₉	Hex-HexNAc		y2	1:09	466 470	2640	Glycosidases added O/N; trypsin	
	851.7	(R)LETASPPTR(I)	T ₄₇₃ , S ₄₇₅	Hex-HexNAc, Hex-HexNAc		b4, y5	3:15	471 479	9611, 9897, 10062, 10139, 10147, 10275, 10280, 10383, 10393	Glycosidases were added for 3 consecutive days; trypsin	
	770.9	(R)LETASPPTR(I)	S ₄₇₅ /T ₄₇₈	Hex-HexNAc-HexNAc		y5	2:15	471 479	9947	Glycosidases were added for 3 consecutive days; trypsin	
	770.9	(R)LETASPPTR(I)	T ₄₇₃ , S ₄₇₅	Hex-HexNAc, HexNAc		b3, y5	5:15	471 479	9120, 9244	Glycosidases added O/N; trypsin	
	851.7	(R)LETASPPTR(I)	T ₄₇₃ , S ₄₇₅ /T ₄₇₈	Hex-HexNAc, Hex-HexNAc		b4, y7	4:15	471 479	7900, 7934, 7987, 8005, 8106, 8114, 8217, 8225, 8325, 8332, 8435, 8443, 8542, 8549, 8653, 8763, 8768, 8867, 8876, 8979, 8988, 9087, 9190, 9198, 9298, 9306, 9406, 9413, 9516, 9523, 9621, 9630	Glycosidases added O/N; trypsin	
	851.7	(R)LETASPPTR(I)	S ₄₇₅ , T ₄₇₈	Hex-HexNAc, Hex-HexNAc		b5, y4	4:15	471 479	7831	Glycosidases added O/N; trypsin	
	669.0	(R)LETASPPTR(I)	T ₄₇₃	Hex-HexNAc		b3	12:15	471 479	8825, 8833, 8833, 8840, 8741, 8748, 8849, 8961, 8966, 9065, 9072, 9169, 9176, 9274, 9283, 9386, 9393, 9493, 9502, 9603, 9612, 9712, 9719, 9823, 9831, 9933, 9940, 10045, 10053	Glycosidases added O/N; trypsin	
	568.0	(R)LETASPPTR(I)	T*473/S*475	Hex		b7	14:15	471 479	10131, 10238, 10345, 10354, 11045, 11625, 11638	Glycosidases were added for 3 consecutive days; trypsin	
588.1	(R)LETASPPTR(I)	T ₄₇₈	HexNAc		y2	10:15	471 479	10839, 11012	Glycosidases were added for 3 consecutive days; trypsin		

669.1	(R)LETASPPTR(I)	T=473	Hex-HexNAc		b3, y7	12:15	471 479	9358, 9378, 9385, 9495, 9502, 9614, 9621, 9848, 9855, 9963, 9970, 10079, 10088, 10195, 10202, 10308, 10315, 10436, 10440, 10552, 10651, 10672, 10679, 10788, 10795, 10909, 10916	Glycosidases were added for 3 consecutive days; trypsin.
851.6	(R)LETASPPTR(I)	2 sites total: T=473/S=475/T=478	Hex-HexNAc, Hex-HexNAc			1:15	471 479	9922, 9927, 10056, 10143, 10252	Lys-C, Trypsin, Glycosidases
669.4	(R)LETASPPTR(I)	S=475	Hex-HexNAc		b5, y5	8:15	471 479	10030, 10046, 10314, 10534, 10541, 10646, 10654	Lys-C, Trypsin, Glycosidases
872.6	(R)LETASPPTR(I)	T=473, S=475, T=478	Hex-HexNAc, HexNAc, HexNAc		b3	3:15	471 479	10189, 10200	Lys-C, Trypsin, Glycosidases
770.9	(R)LETASPPTR(I)	S=475	Hex-HexNAc-HexNAc		y5	6:15	471 479	10282, 10294, 10395, 10402, 10422, 10430	Lys-C, Trypsin, Glycosidases
750.4	(R)LETASPPTR(I)	S=475, T=478	Hex-HexNAc, Hex		b5, y4, y6	8:15	471 479	10369, 10385	Lys-C, Trypsin, Glycosidases
791.6	(R)LETASPPTR(I)	T=473, S=475, T=478	HexNAc, HexNAc, HexNAc			5:15	471 479	10476	Lys-C, Trypsin, Glycosidases
727.3	(R)IRTTT**SGVPR(G)	T=484**	Hex-HexNAc			11:17	480 489	9234, 9241, 12357, 12359	Glycosidases added O/N, trypsin
727.3	(R)IRTTT**SGVPR(G)	S=485	Hex-HexNAc		y5	15:17	480 489	9876, 9882, 9988, 9993	Glycosidases were added for 3 consecutive days; trypsin
909.9	(R)IRTTTSGVPR(G)	2 sites total: T=482/T=483/T=484**/S=485	Hex-HexNAc, Hex-HexNAc		y5	4:15	480 489	8774, 8782	Lys-C, Trypsin, Glycosidases
775.3	(R)ITTTSGVPR(G)	2 sites total: T=482/T=483/T=484**/S=485	Hex-HexNAc, Hex-HexNAc			2:15	482 489	2924, 2929, 3038, 3142, 3149, 3253, 3365, 3371, 3768, 3783, 3883, 3889, 3992, 4000, 4104, 4115, 4211, 4219, 4358, 5485, 5526, 5588, 5594, 5693, 5699, 5803, 5812, 5913, 6022, 6029, 6132, 6139, 6240, 6248, 6347, 6356, 6458, 6464, 6566, 6574, 7252, 7471, 8041, 8237	Lys-C, Trypsin, Glycosidases
673.6	(R)ITTTSGVPR(G)	T=484**, T=482/T=483/S=485	Hex-HexNAc, Hex				482 489	3647, 4612, 4660, 4668, 4772, 4885, 4893, 4994, 5002	Lys-C, Trypsin, Glycosidases
775.3, 613.1	(R)ITTTSGVPR(G)	2 sites total: T=482/T=483/S=485, T=484**	Hex-HexNAc, Hex-HexNAc		b3	2:15	482 489	4326, 6686, 7306, 7500, 7507, 7603, 7611, 7796, 7801, 7915, 8314	Lys-C, Trypsin, Glycosidases
592.8	(R)ITTTSGVPR(G)	T=484**	Hex-HexNAc		y6	5:15	482 489	4371, 4389, 4493, 4499, 5874, 5884, 5983, 6094, 6110, 6211, 6237, 6263, 6269, 6363, 6368, 6375, 6476, 6483, 6585, 6592, 6618, 6691, 6698, 6798, 6805, 6902, 6909, 7004, 7010, 7017, 7118, 7124, 7222, 7229, 7233, 7328, 7335, 7345, 7437, 7444, 7467, 7542, 7549, 7647, 7653, 7750, 7756, 7857, 7865, 7969, 8074, 8082, 8182, 8239, 8245, 8301, 8340, 8348, 8452, 8460, 8601	Lys-C, Trypsin, Glycosidases
1183.8 (1+)	(R)ITTTSGVPR(G)	T=484**	Hex-HexNAc		y6	2:15	482 489	6930, 7031, 7138, 7146, 7251, 7258	Lys-C, Trypsin, Glycosidases
612.9	(R)ITTTSGVPR(G)	2 sites total: T=482/T=483/S=485, T=484**	HexNAc, HexNAc		y6		482 489	8722	Lys-C, Trypsin, Glycosidases
708.7	(K)EDTTTDLK(L)	T=529/T=530/T=531	Hex-HexNAc		y7	3:17	527 535	9531, 9590	Glycosidases added O/N, trypsin

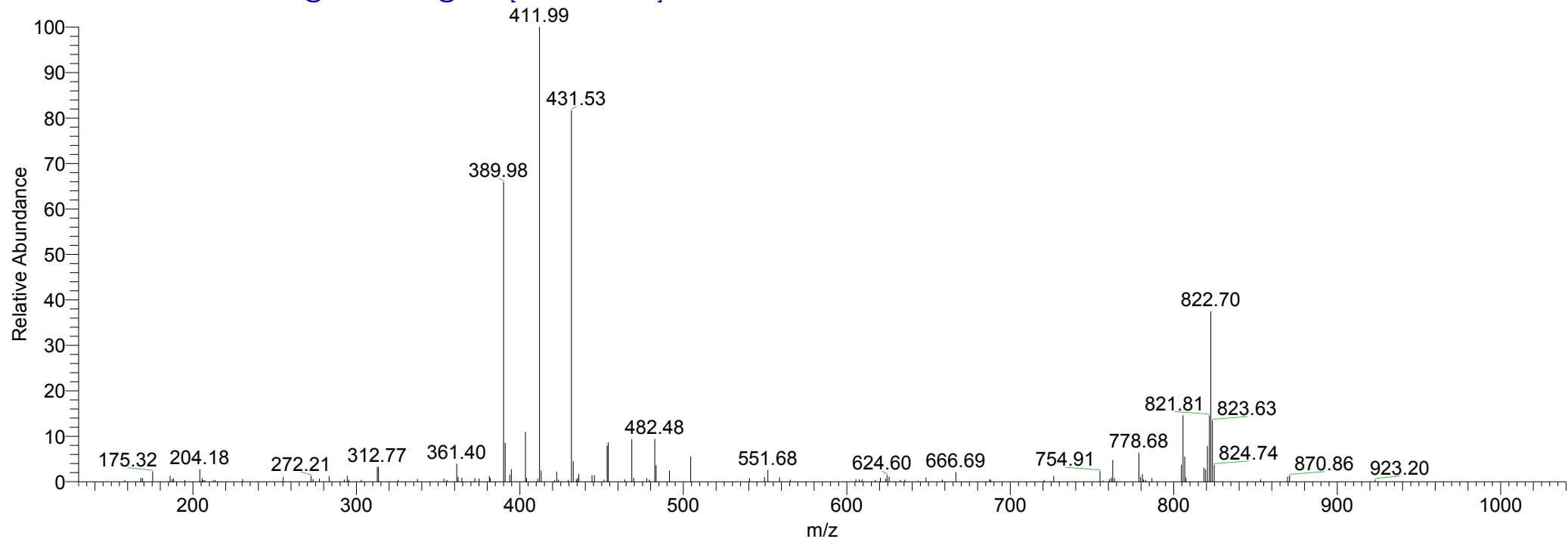
Supplemental Table 2: Alignment of Modified Sites

Site Comparison of O-Mannose Modified Peptides																				
T	L	G	P	I	Q	T	P	R	V	S	D	A	G	T	V	V	S	G	Q	I
I	Q	T	P	R	V	S	D	A	G	T	V	V	S	G	Q	I	R	A	T	V
T	R	V	S	D	S	G	T	V	V	S	G	Q	I	R	A	T	V	T	I	P
K	A	P	I	T	R	L	E	T	A	S	P	P	T	R	I	R	T	T	T	S
I	T	R	L	E	T	A	S	P	P	T	T	R	I	R	T	T	S	G	V	P
A	S	P	P	T	R	I	R	T	T	S	G	V	P	R	G	G	E	P	N	
TTTSGVPPR with 1 of the 3 sites modified																				
ATVTTIPGYVEPTAVAVATPPTTTTK with 3 of the 8 sites modified																				
Site Comparison of O-GalNAc Modified Peptides																				
T	T	R	R	P	T	K	K	P	R	T	P	R	P	V	P	R	V	T	T	K
P	R	T	P	R	P	V	P	R	V	T	T	K	A	P	I	T	R	L	E	T
R	T	P	R	P	V	P	R	V	T	T	K	A	P	I	T	R	L	E	T	A
V	P	R	V	T	T	K	A	P	I	T	R	L	E	T	A	S	P	P	T	R
T	T	K	A	P	I	T	R	L	E	T	A	S	P	P	T	R	L	E	T	R
K	A	P	I	T	R	L	E	T	A	S	P	P	T	R	L	E	T	R	L	S
I	T	R	L	E	T	A	S	P	P	T	R	L	E	T	A	S	P	P	T	S
A	S	P	P	T	R	I	R	T	T	S	G	V	P	R	G	G	E	P	N	
S	P	P	T	R	I	R	T	T	T	S	G	V	P	R	G	G	E	P	N	Q
P	T	T	T	T	K	K	P	R	V	S	T	P	K	P	A	T	P	S	T	D
T	P	S	S	T	D	S	A	T	T	R	R	R	P	T	K	K	P	R	T	P
D	S	S	A	T	T	T	R	R	P	T	K	K	P	R	T	P	R	V	P	P
EDTTTIDKLIK with 1 additional site																				
DPVPGKPTVTTKTR with 1 additional site																				
IKRTTSGVPPR with two T modified																				

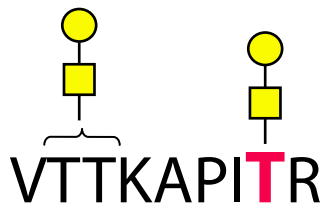
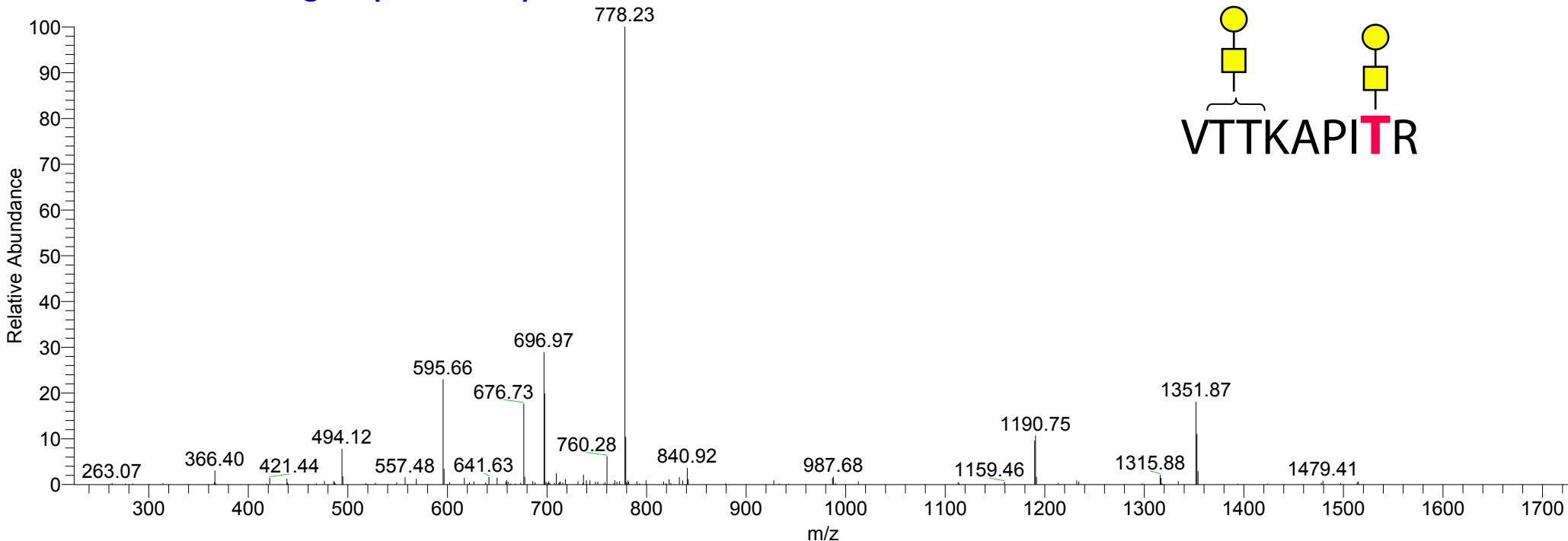
Glyco283 #573 RT: 7.02 AV: 1 NL: 5.35E3
T: ITMS + c NSI d Full ms2 594.77@34.00 [150.00-1200.00]



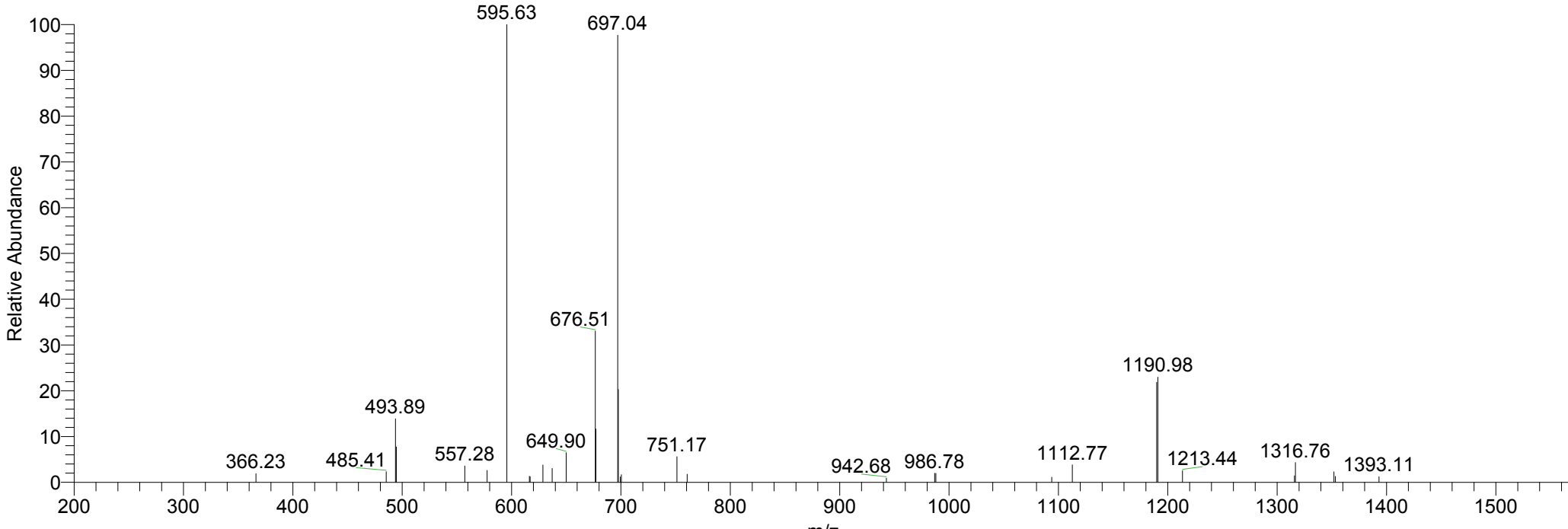
Glyco283 #574 RT: 7.04 AV: 1 NL: 6.67E2
T: ITMS + c NSI d Full ms3 594.77@34.00 513.56@34.00 [130.00-1040.00]



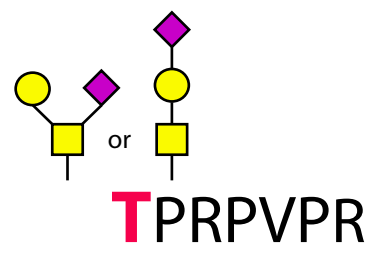
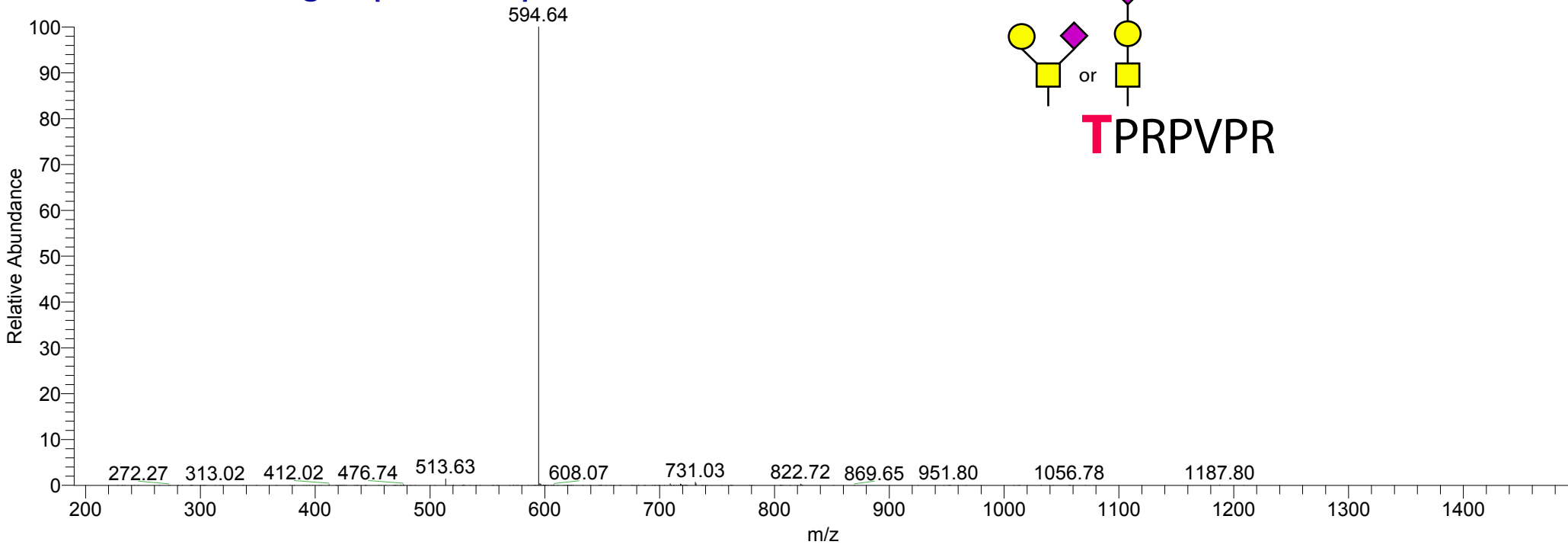
Glyco283 #560 RT: 6.85 AV: 1 NL: 1.22E3
T: ITMS + c NSI d Full ms2 859.64@34.00 [225.00-1730.00]



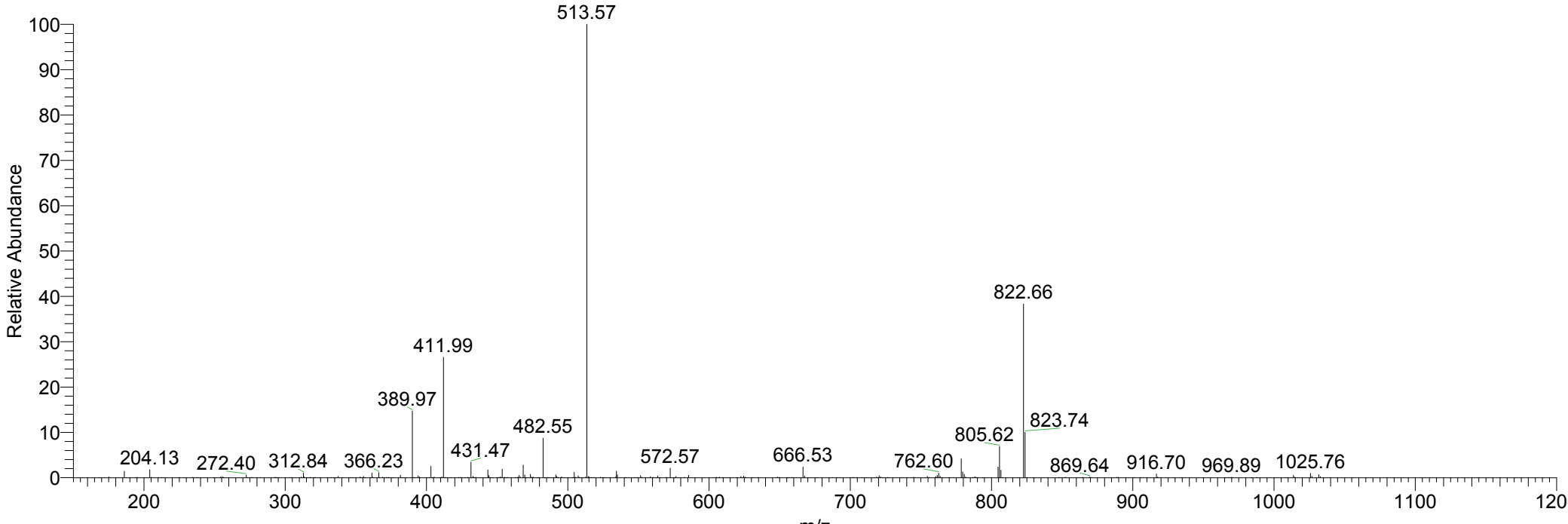
Glyco283 #561 RT: 6.87 AV: 1 NL: 2.45E2
T: ITMS + c NSI d Full ms3 859.64@34.00 778.23@34.00 [200.00-1570.00]



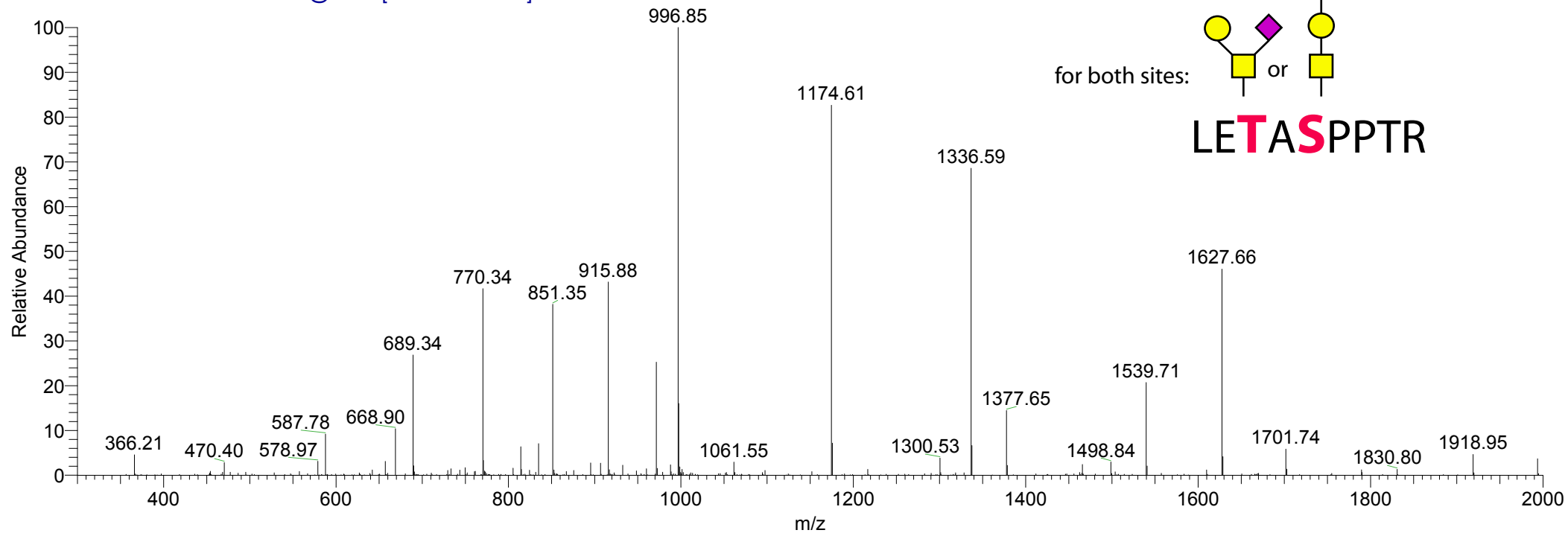
Glyco283 #484 RT: 5.86 AV: 1 NL: 5.28E4
T: ITMS + c NSI d Full ms2 740.25@34.00 [190.00-1495.00]



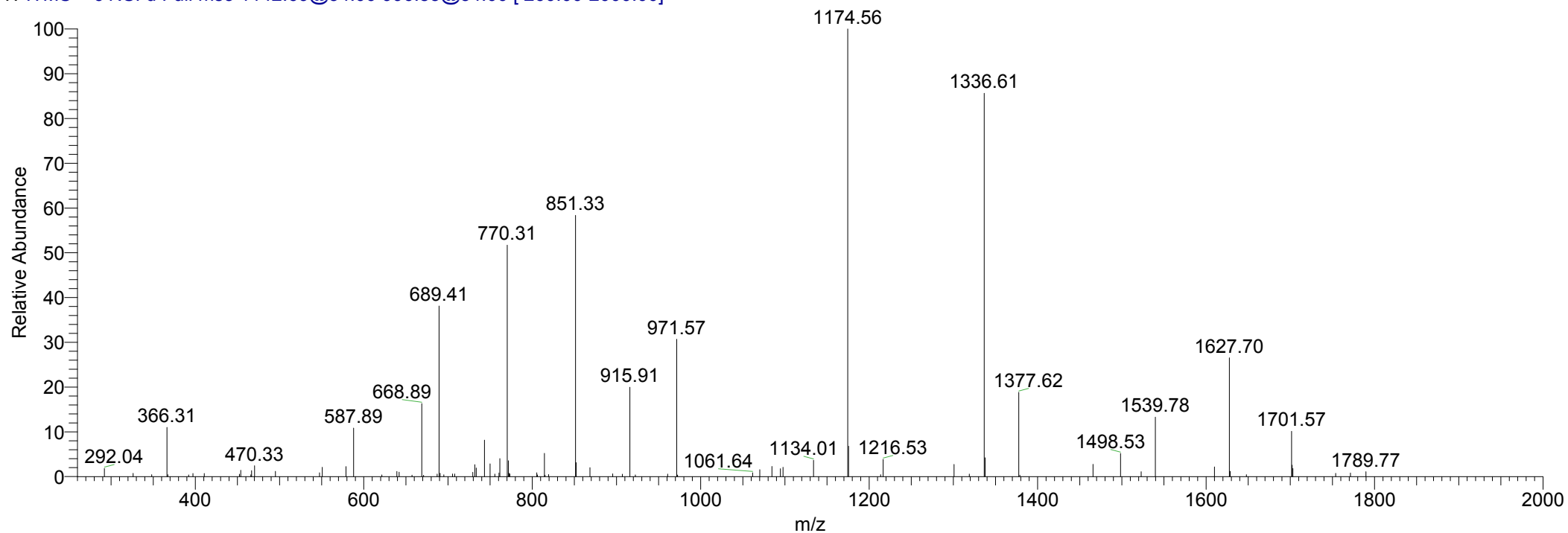
Glyco283 #485 RT: 5.88 AV: 1 NL: 1.45E4
T: ITMS + c NSI d Full ms3 740.25@34.00 594.64@34.00 [150.00-1200.00]



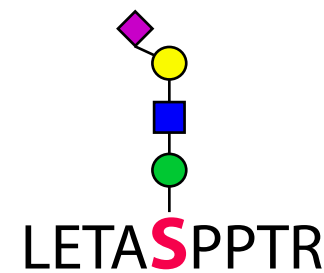
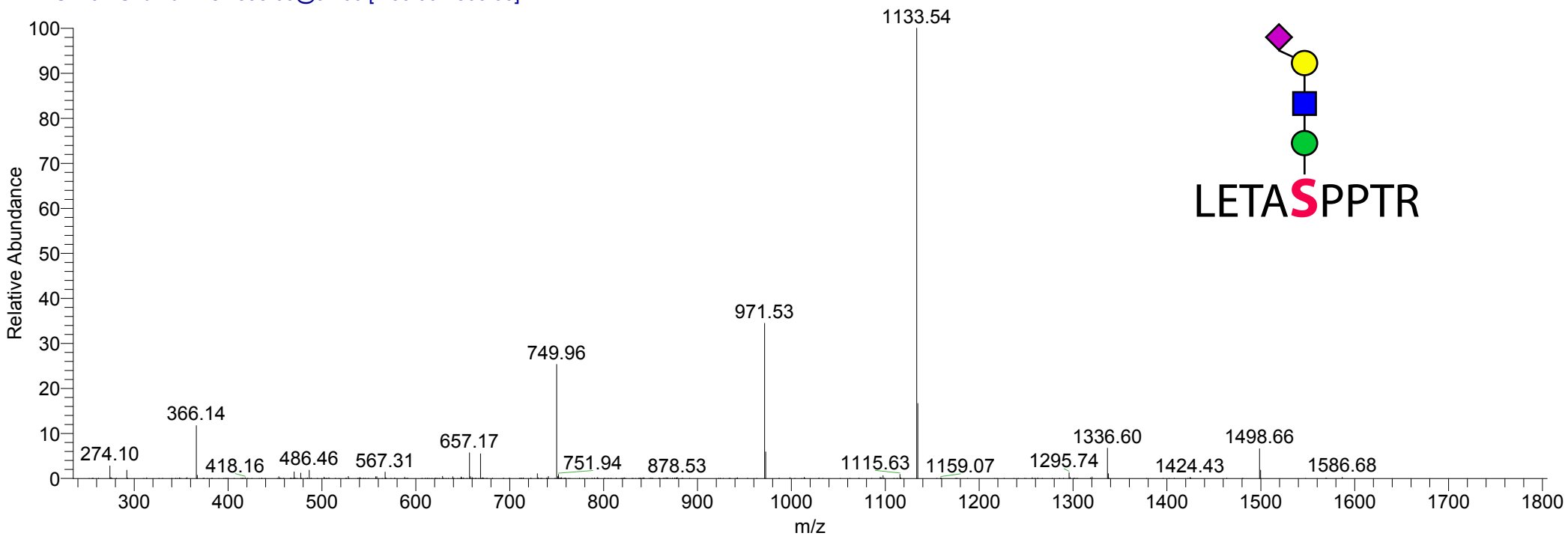
Glyco283 #4183 RT: 54.17 AV: 1 NL: 2.72E3
 T: ITMS + c NSI d Full ms2 1142.69@34.00 [300.00-2000.00]



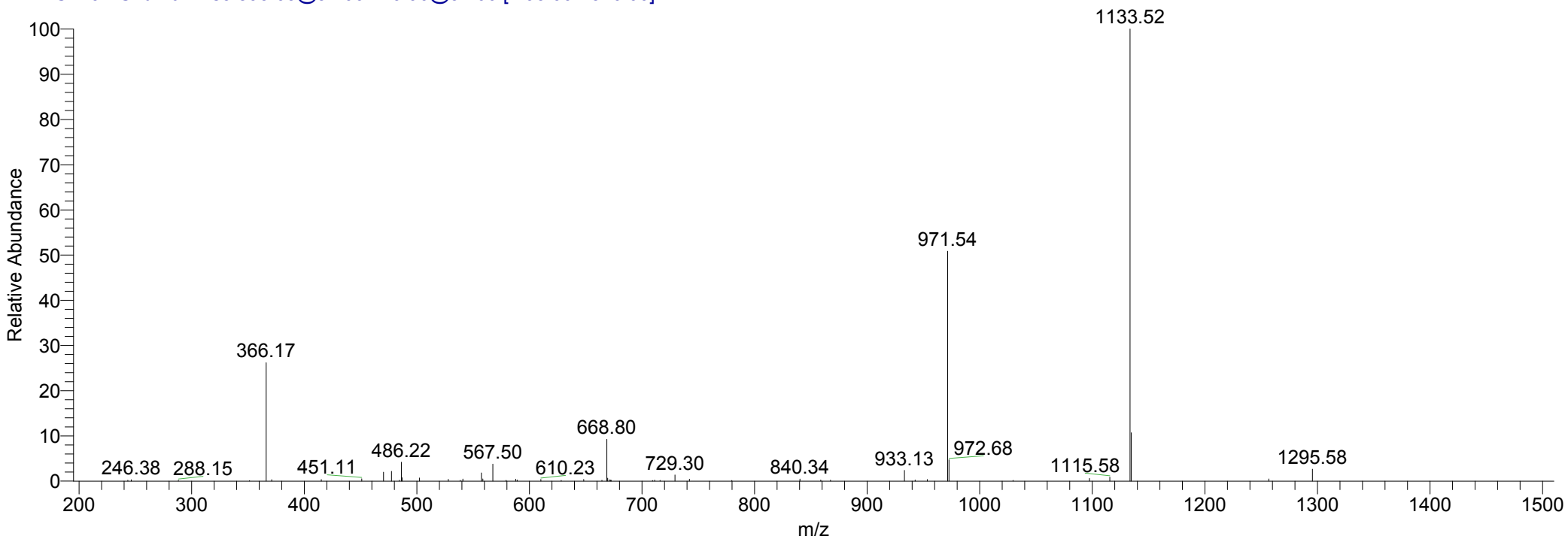
Glyco283 #4184 RT: 54.19 AV: 1 NL: 4.01E2
 T: ITMS + c NSI d Full ms3 1142.69@34.00 996.85@34.00 [260.00-2000.00]



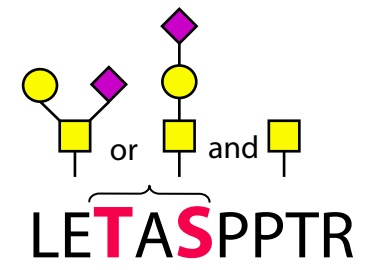
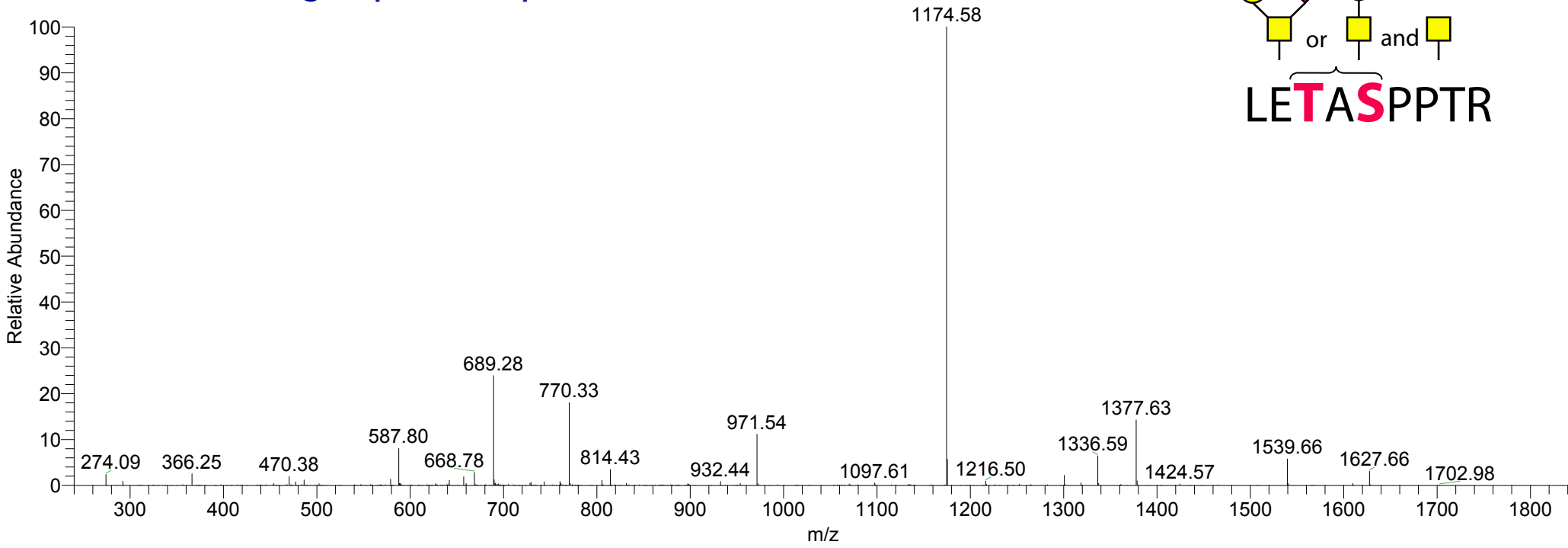
Glyco283 #4057 RT: 52.43 AV: 1 NL: 1.17E4
T: ITMS + c NSI d Full ms2 895.63@34.00 [235.00-1805.00]



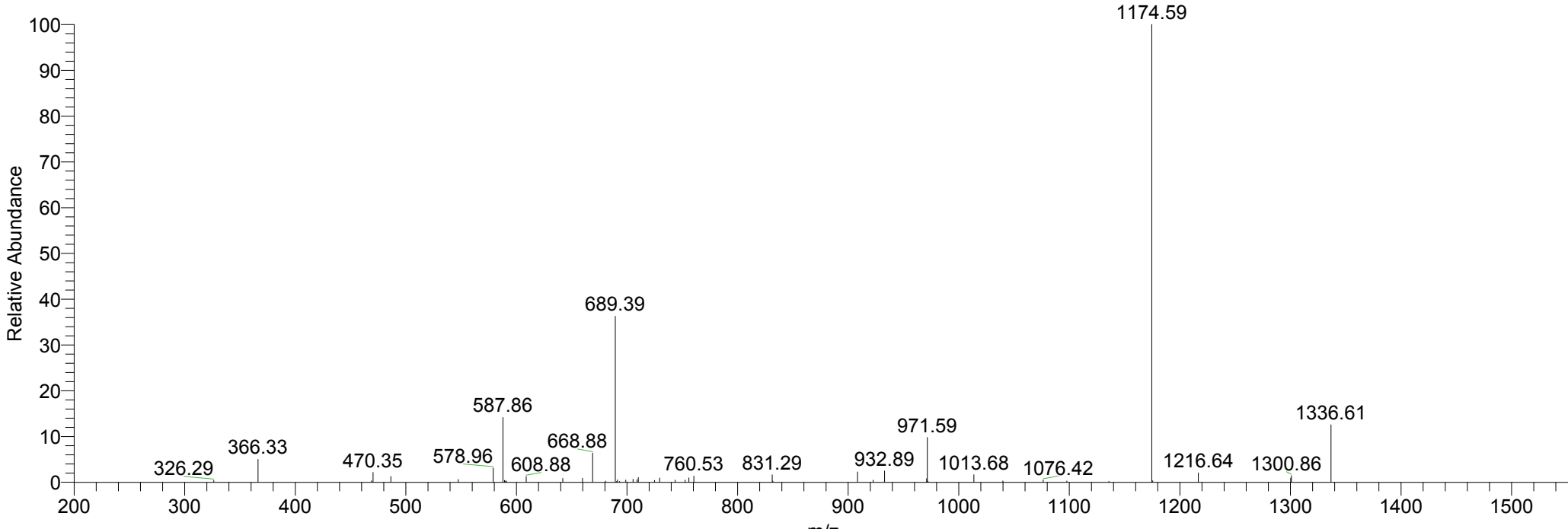
Glyco283 #4058 RT: 52.45 AV: 1 NL: 1.03E3
T: ITMS + c NSI d Full ms3 895.63@34.00 749.96@34.00 [195.00-1510.00]



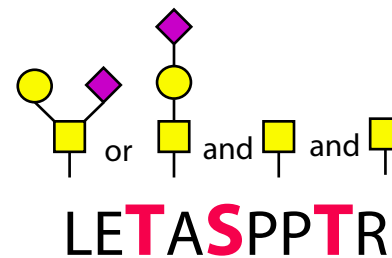
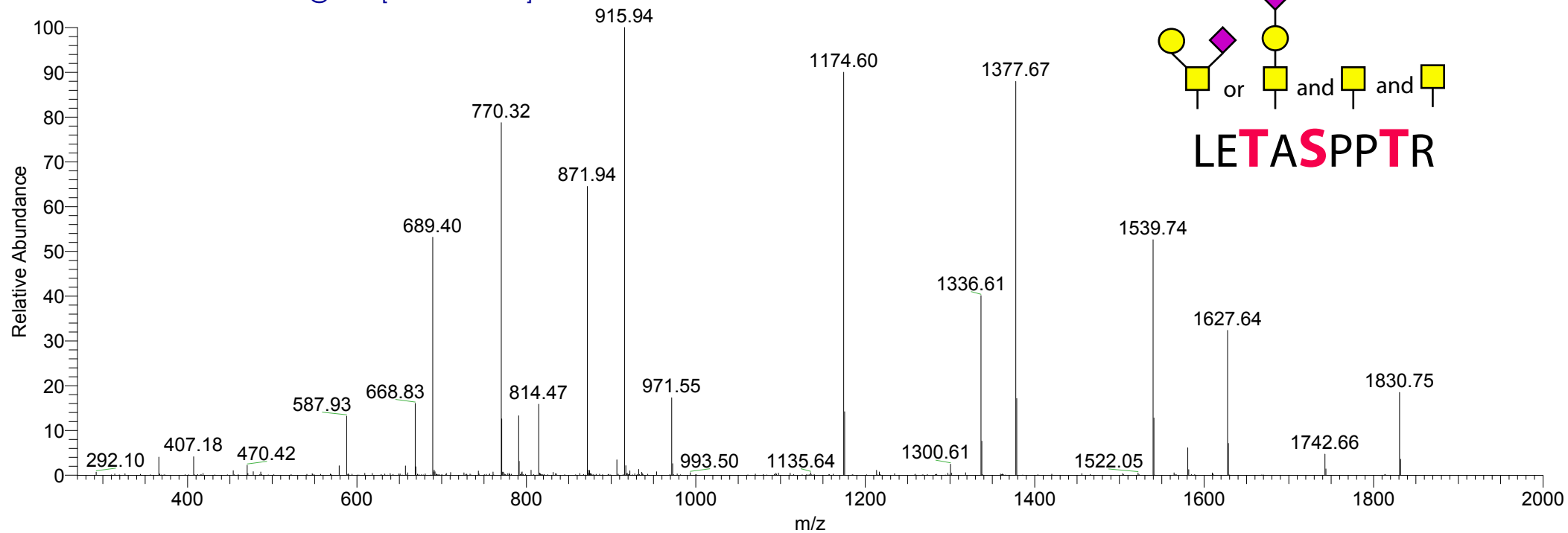
Glyco283 #3958 RT: 51.10 AV: 1 NL: 1.76E4
T: ITMS + c NSI d Full ms2 915.94@34.00 [240.00-1845.00]



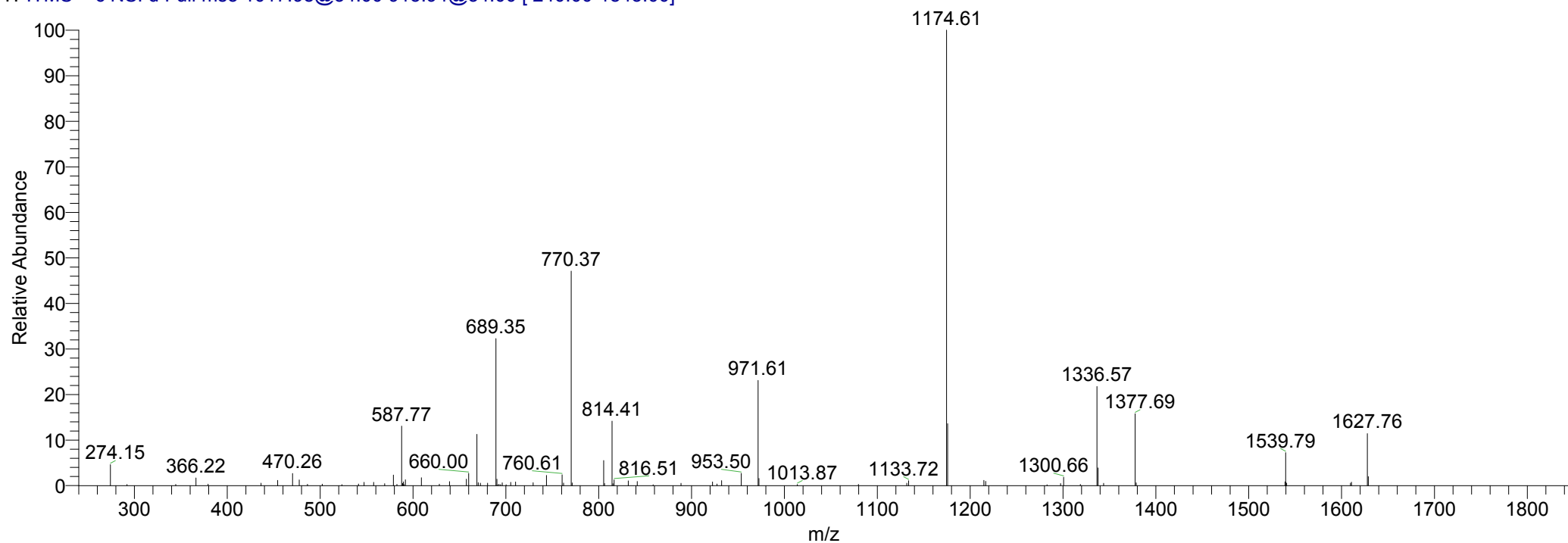
Glyco283 #3959 RT: 51.11 AV: 1 NL: 9.69E2
T: ITMS + c NSI d Full ms3 915.94@34.00 770.33@34.00 [200.00-1555.00]




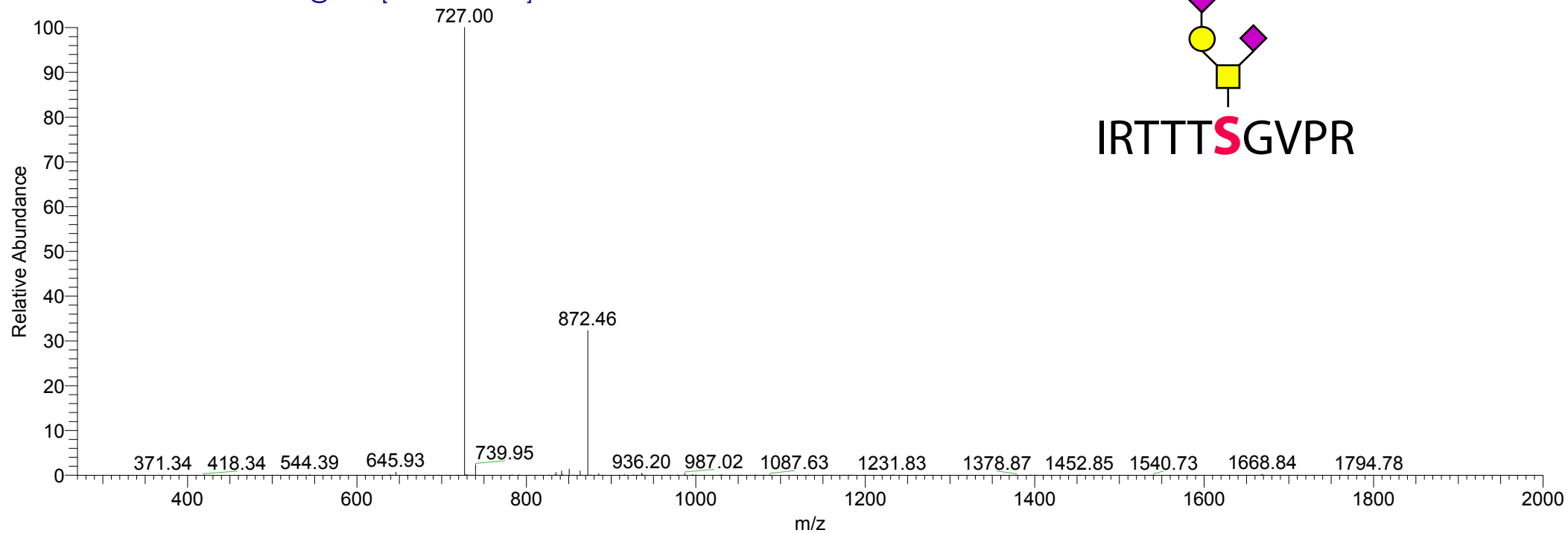
Glyco283 #3951 RT: 51.00 AV: 1 NL: 5.93E3
 T: ITMS + c NSI d Full ms2 1017.98@34.00 [270.00-2000.00]



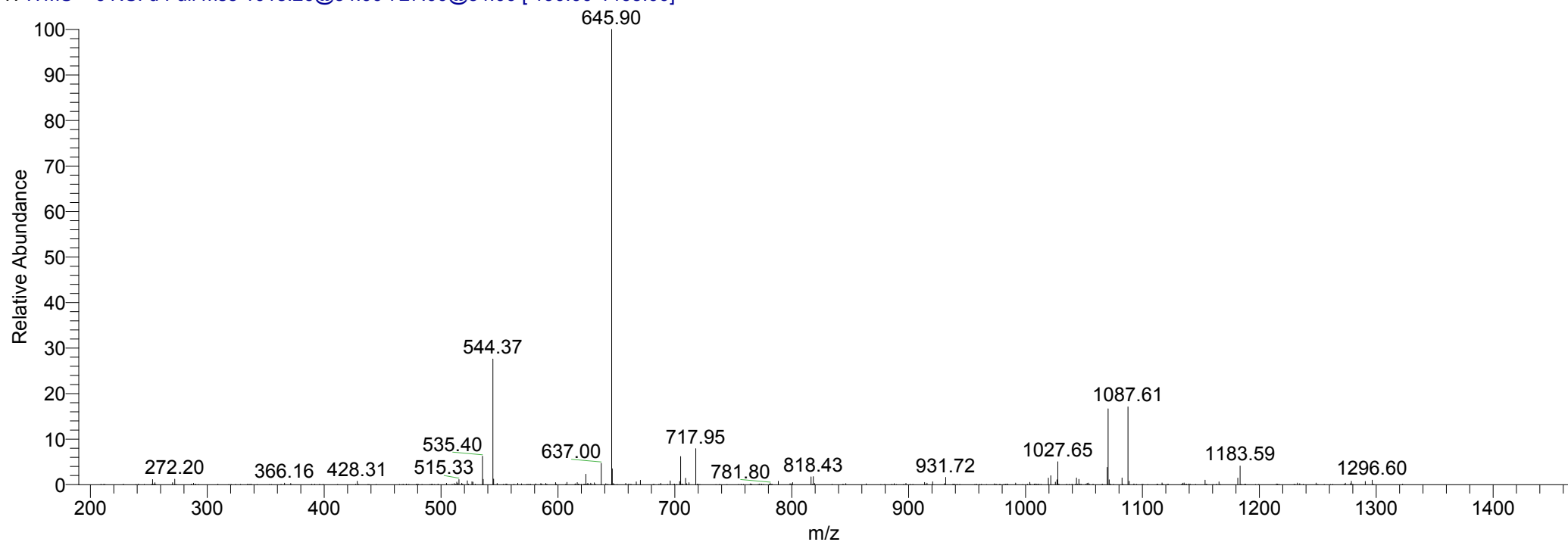
Glyco283 #3952 RT: 51.01 AV: 1 NL: 1.12E3
 T: ITMS + c NSI d Full ms3 1017.98@34.00 915.94@34.00 [240.00-1845.00]



Glyco283 #3826 RT: 49.37 AV: 1 NL: 3.46E4
T: ITMS + c NSI d Full ms2 1018.26@34.00 [270.00-2000.00]



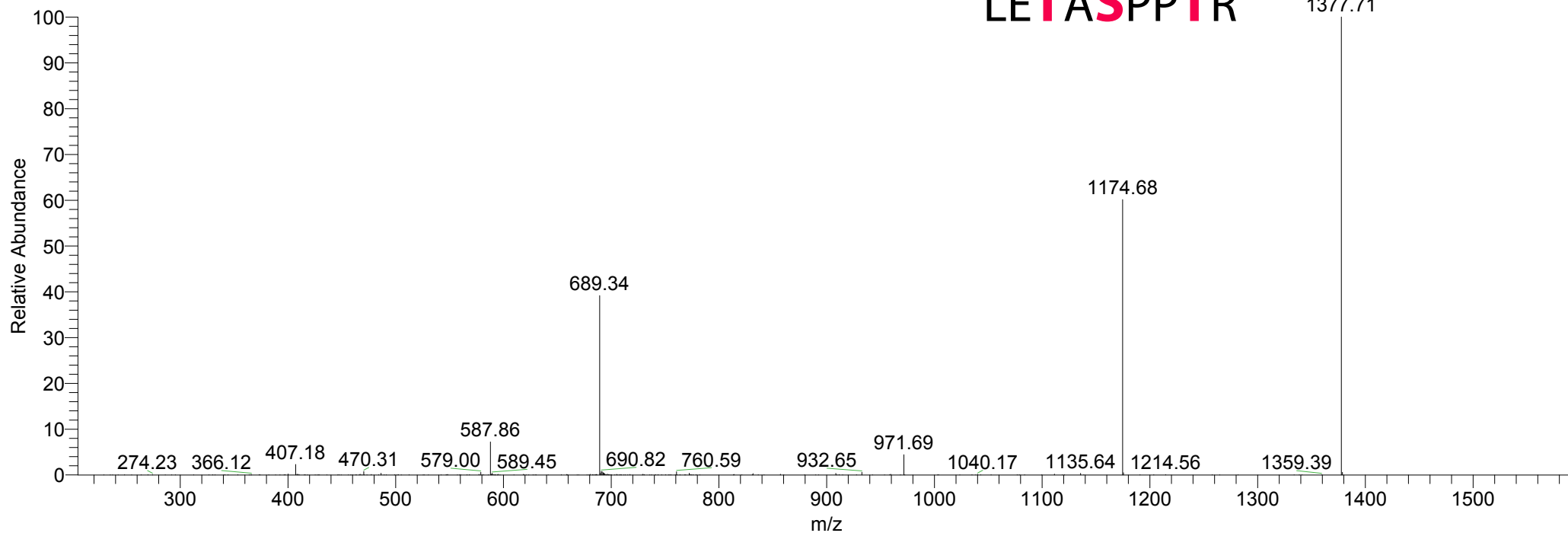
Glyco283 #3827 RT: 49.38 AV: 1 NL: 6.80E3
T: ITMS + c NSI d Full ms3 1018.26@34.00 727.00@34.00 [190.00-1465.00]



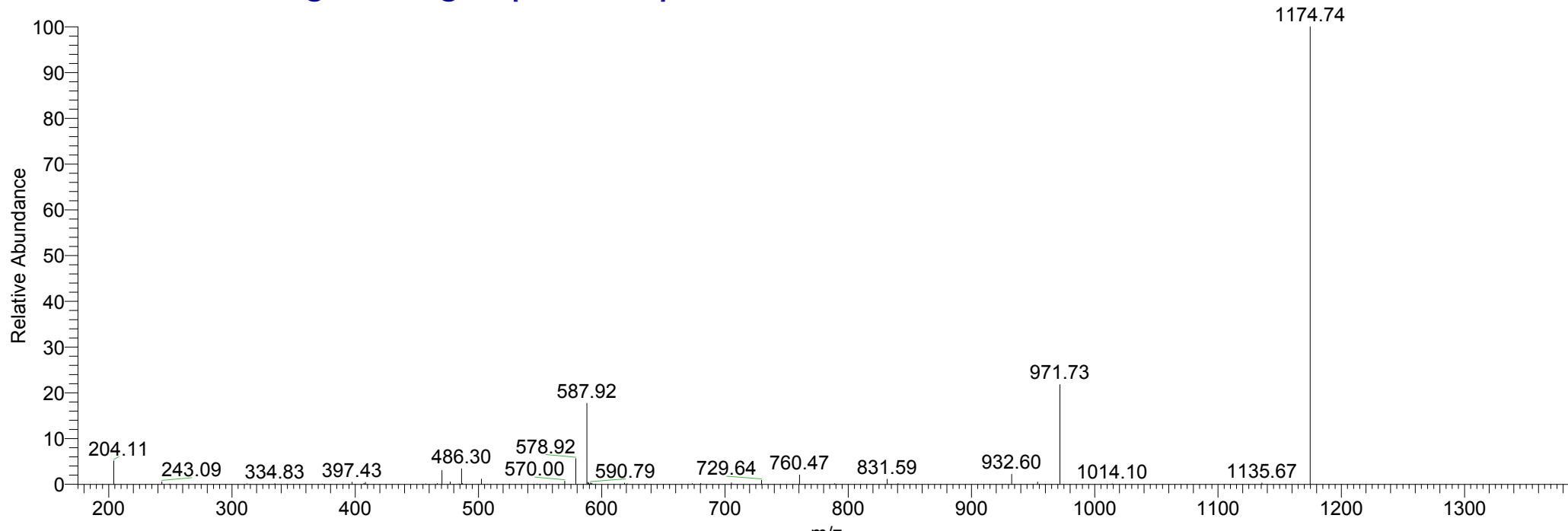
Glyco283 #3625 RT: 46.80 AV: 1 NL: 2.43E4
T: ITMS + c NSI d Full ms2 791.07@34.00 [205.00-1595.00]

LETASPTR

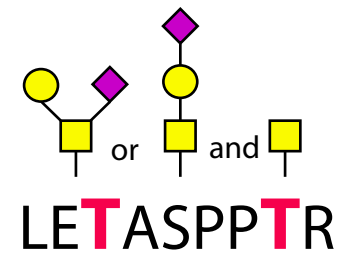
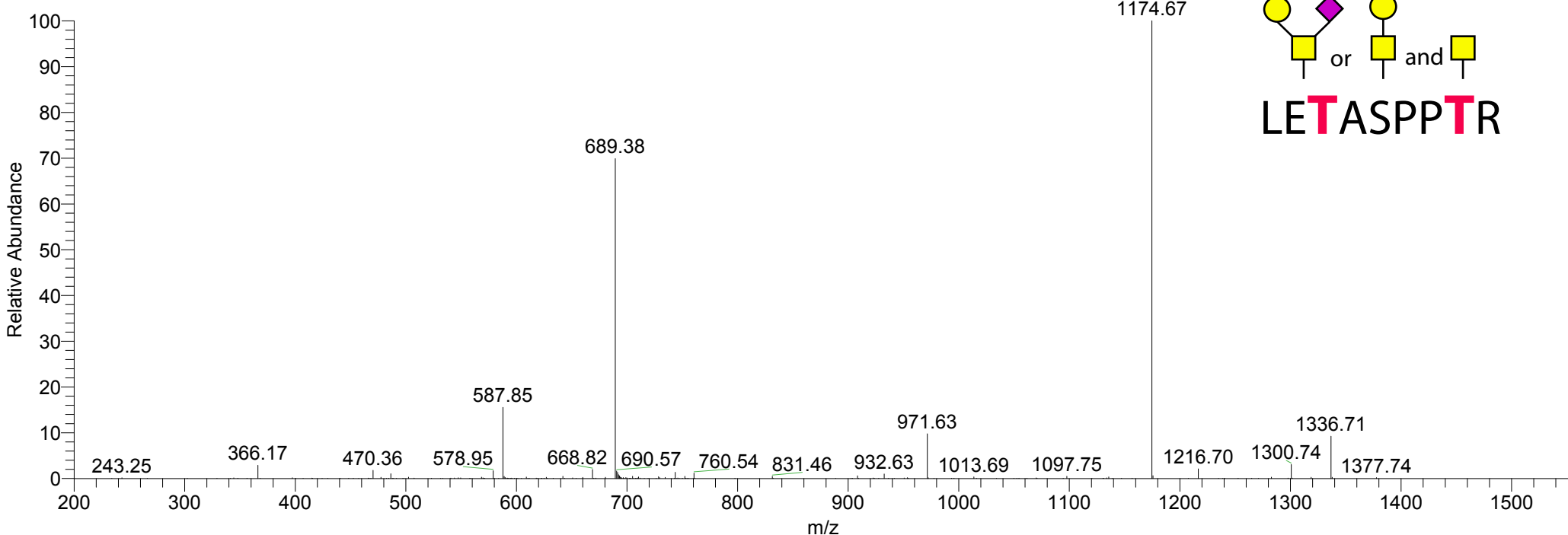
1377.71



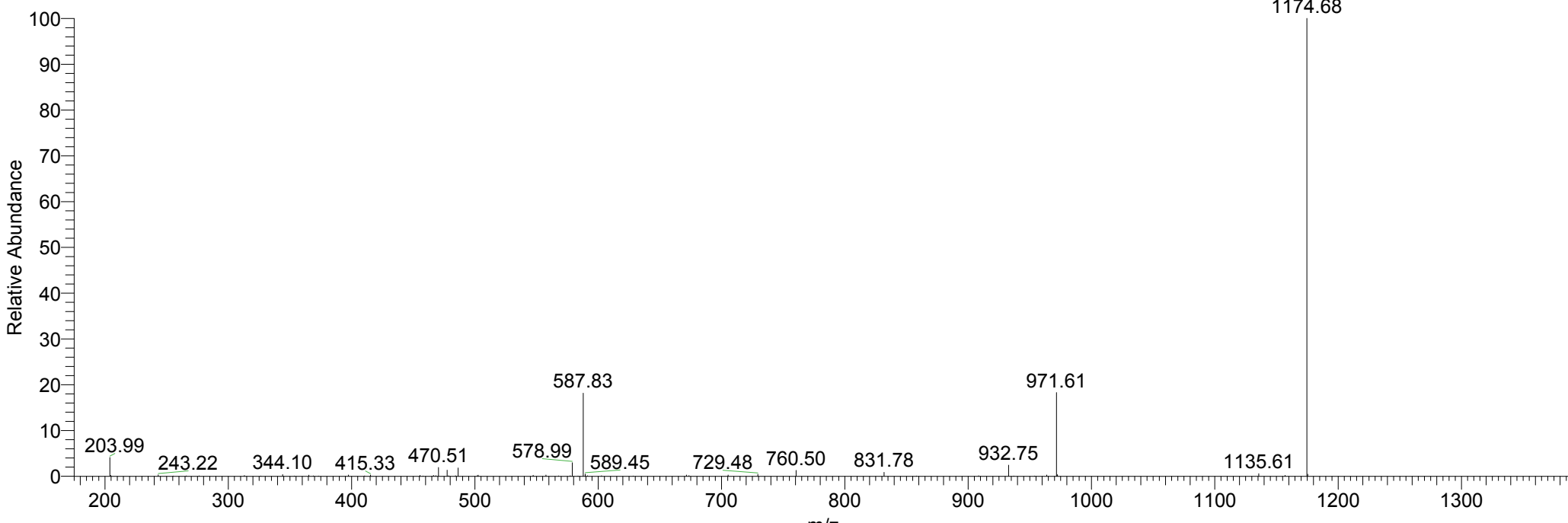
Glyco283 #3626 RT: 46.81 AV: 1 NL: 3.35E3
T: ITMS + c NSI d Full ms3 791.07@34.00 689.34@34.00 [175.00-1390.00]



Glyco283 #3576 RT: 46.16 AV: 1 NL: 4.27E4
T: ITMS + c NSI d Full ms2 770.61@34.00 [200.00-1555.00]

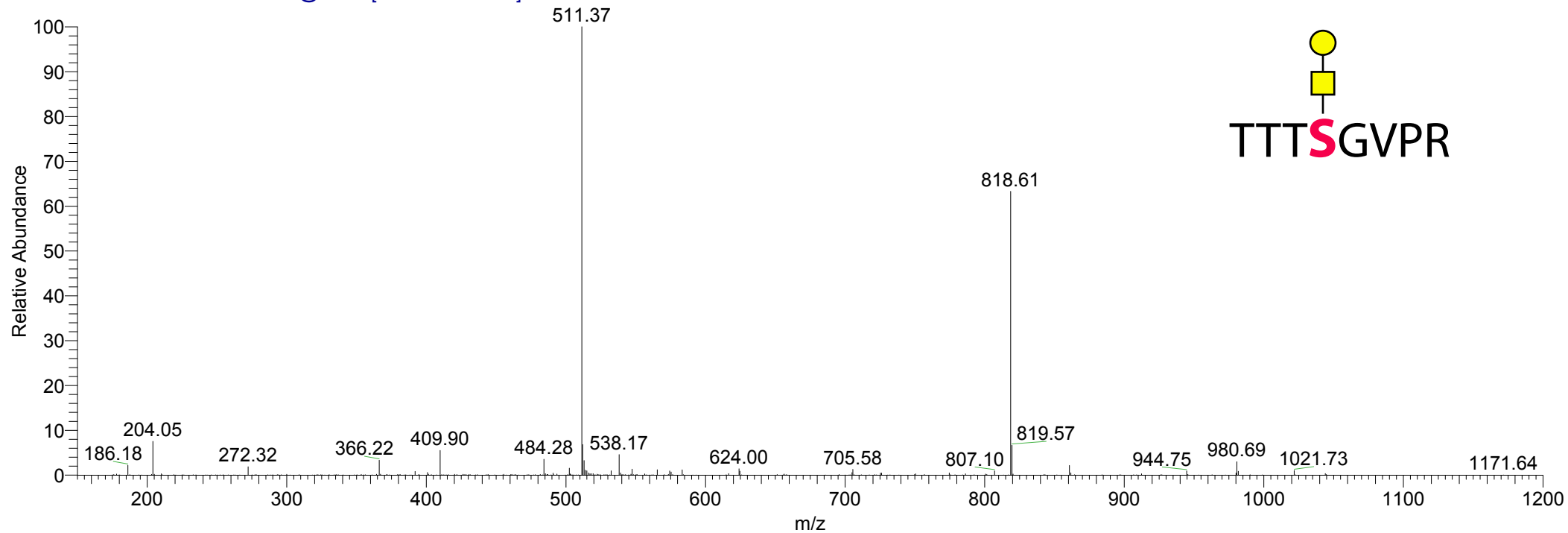


Glyco283 #3577 RT: 46.18 AV: 1 NL: 1.40E4
T: ITMS + c NSI d Full ms3 770.61@34.00 689.38@34.00 [175.00-1390.00]



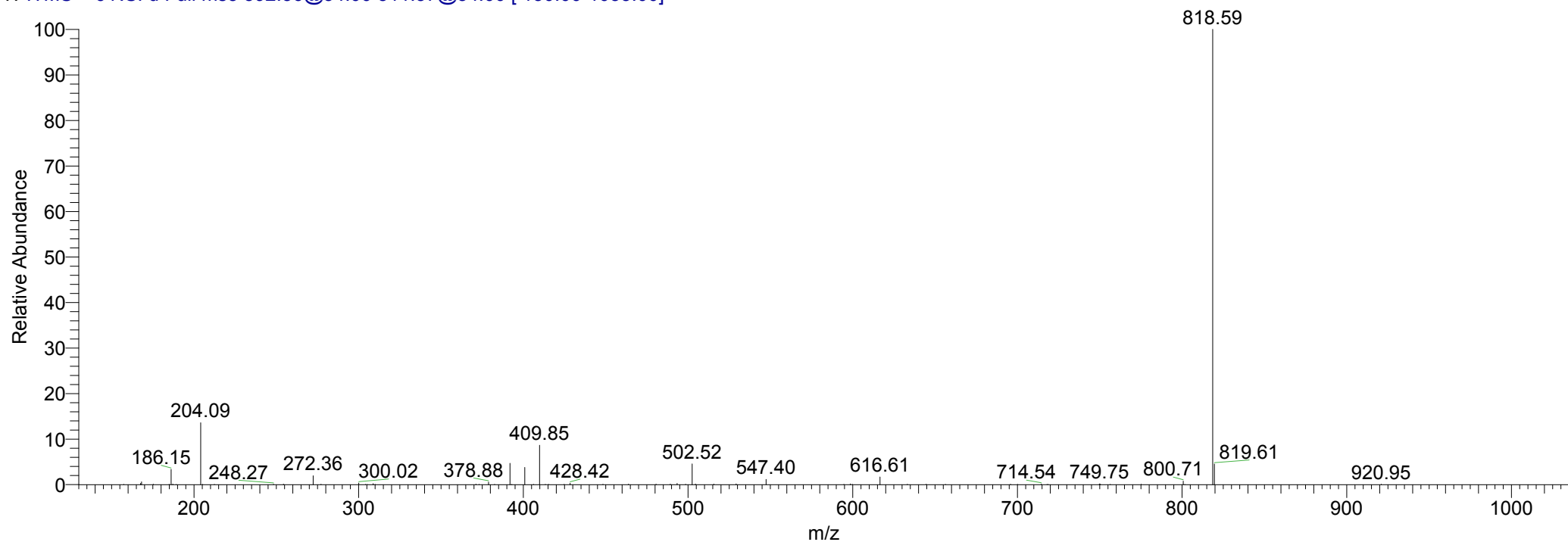
Glyco283 #350 RT: 4.16 AV: 1 NL: 9.19E3

T: ITMS + c NSI d Full ms2 592.56@34.00 [150.00-1200.00]

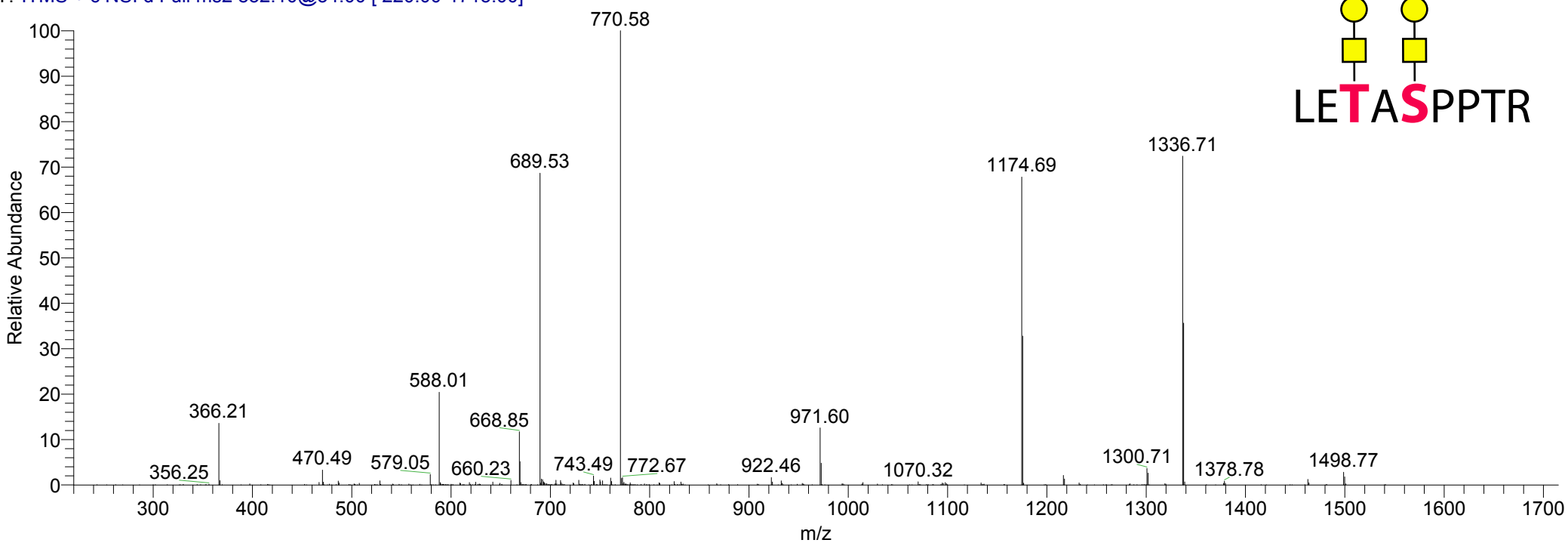


Glyco283 #351 RT: 4.18 AV: 1 NL: 6.23E3

T: ITMS + c NSI d Full ms3 592.56@34.00 511.37@34.00 [130.00-1035.00]

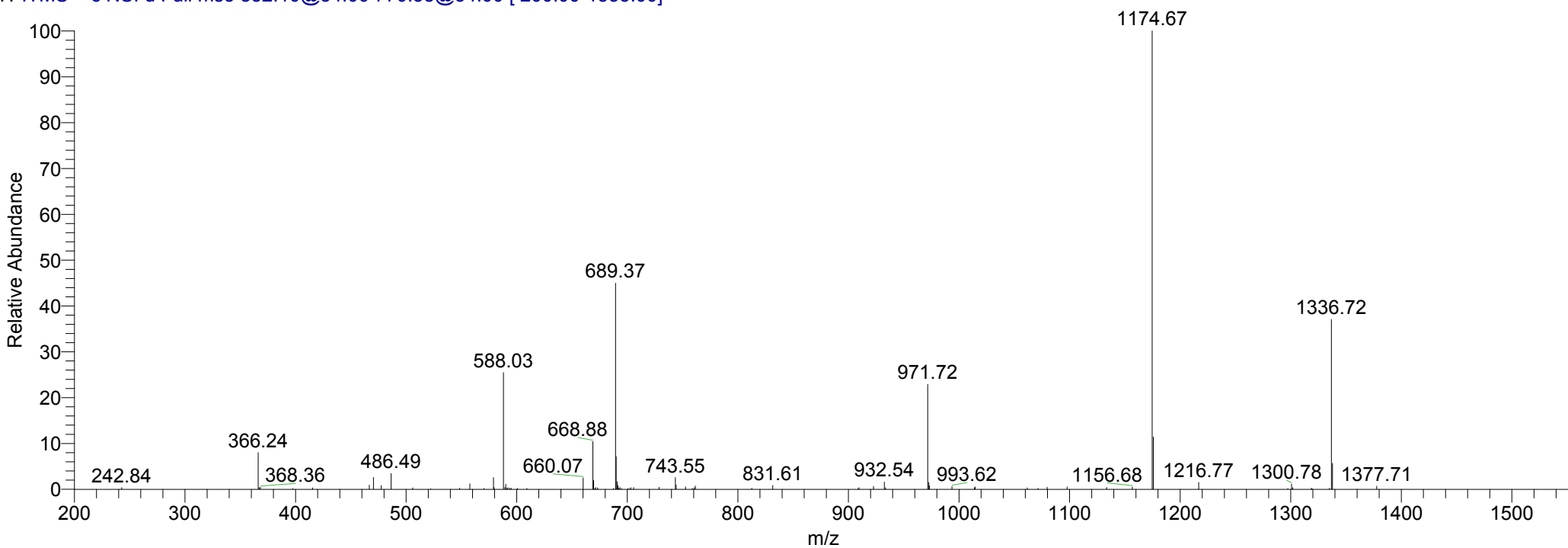


Glyco283 #3496 RT: 45.16 AV: 1 NL: 8.25E4
T: ITMS + c NSI d Full ms2 852.10@34.00 [220.00-1715.00]

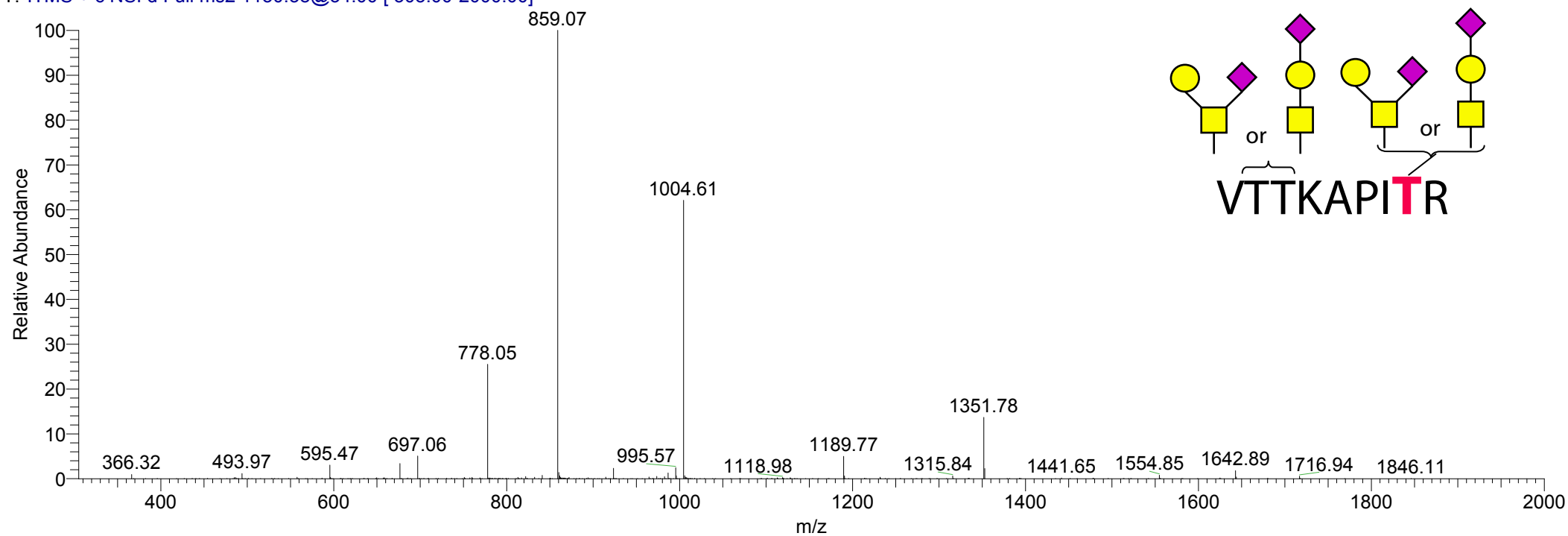


LETASPPTR

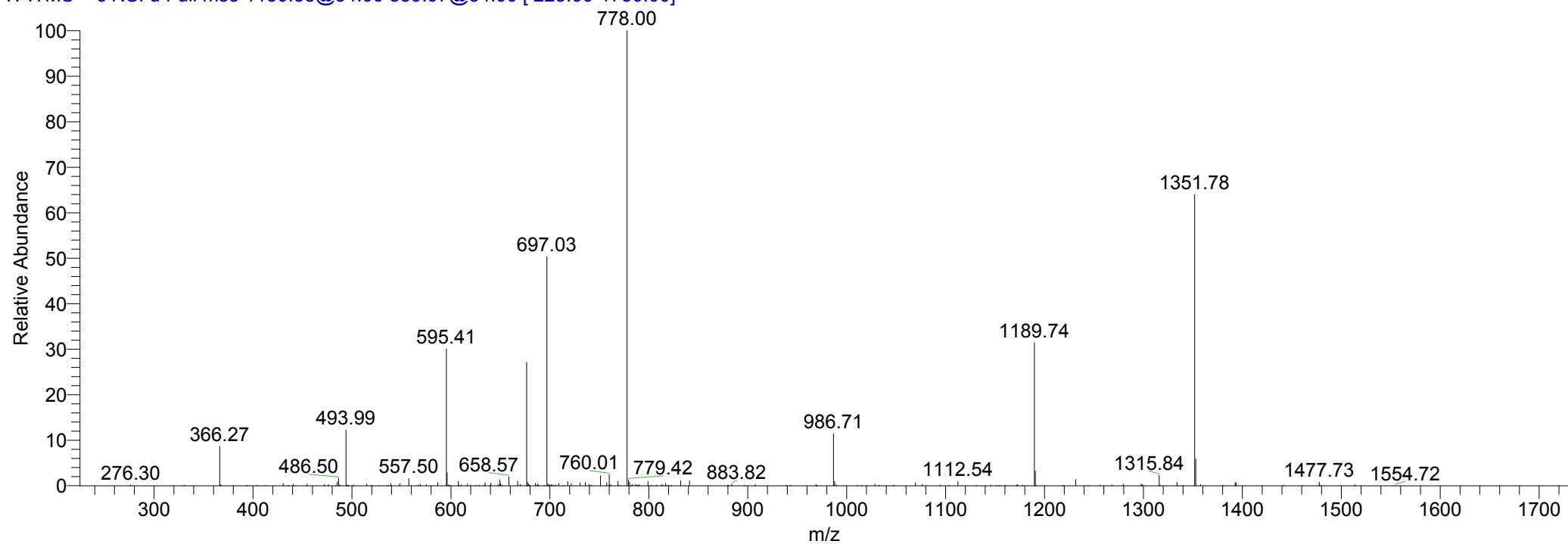
Glyco283 #3497 RT: 45.17 AV: 1 NL: 1.52E4
T: ITMS + c NSI d Full ms3 852.10@34.00 770.58@34.00 [200.00-1555.00]



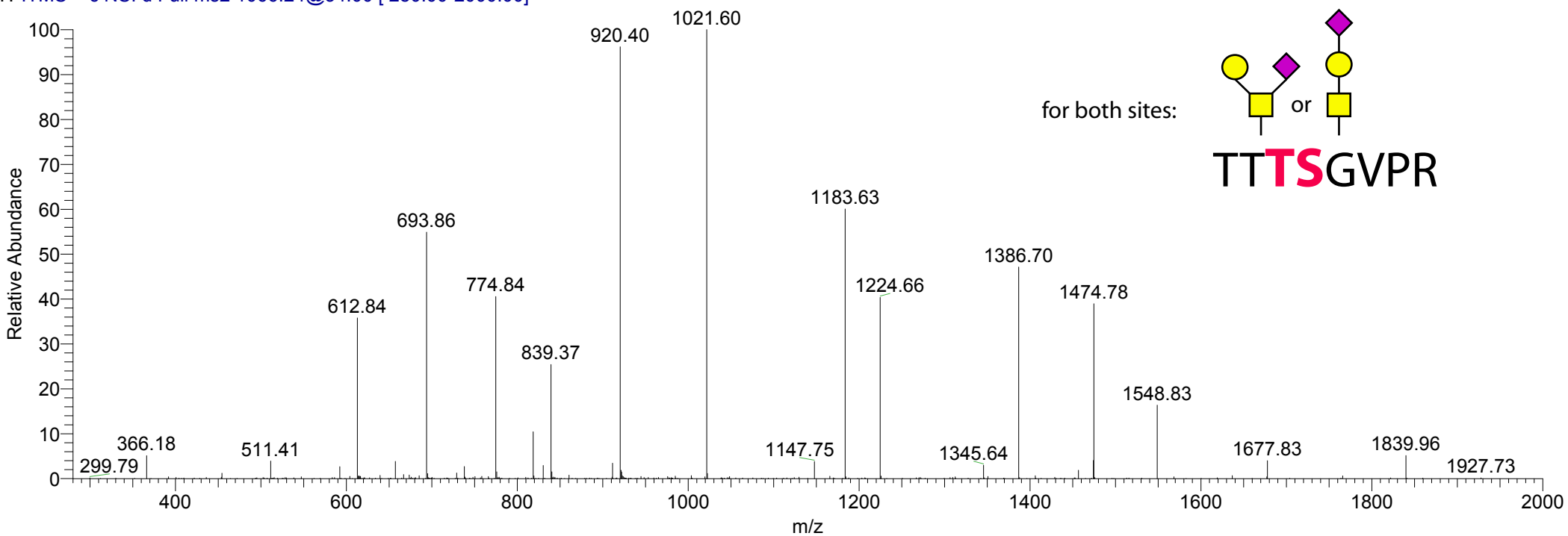
Glyco283 #3492 RT: 45.10 AV: 1 NL: 1.14E5
T: ITMS + c NSI d Full ms2 1150.38@34.00 [305.00-2000.00]



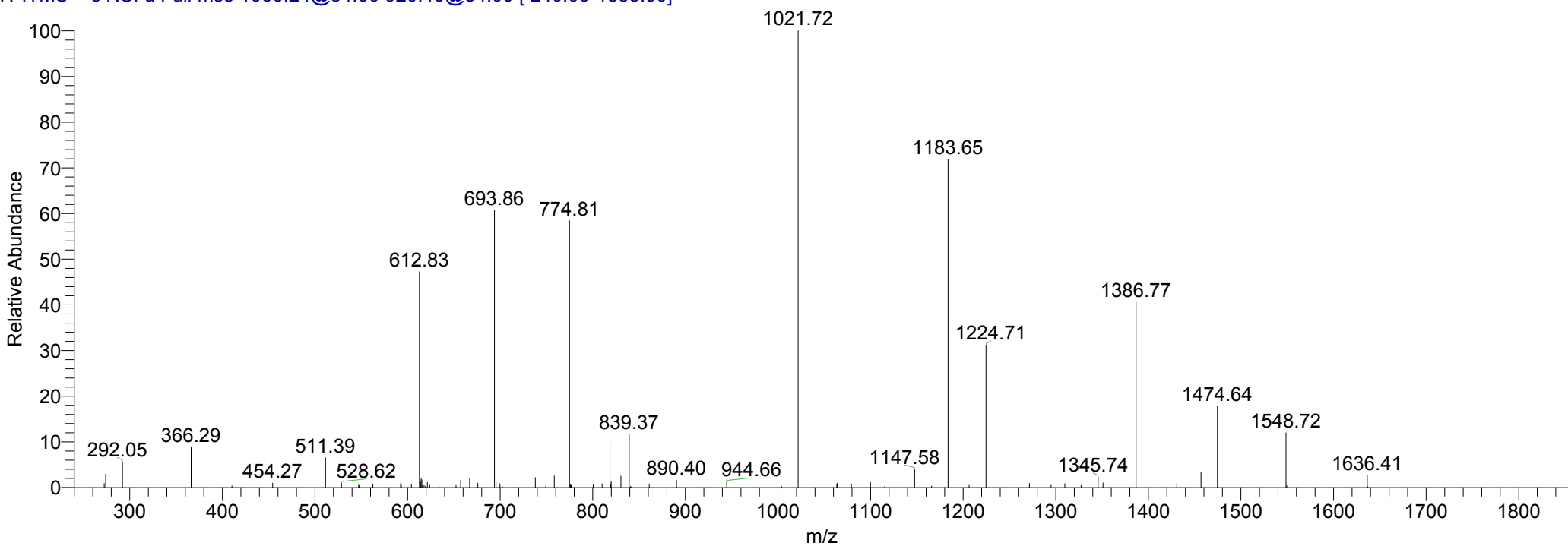
Glyco283 #3493 RT: 45.11 AV: 1 NL: 1.84E4
T: ITMS + c NSI d Full ms3 1150.38@34.00 859.07@34.00 [225.00-1730.00]



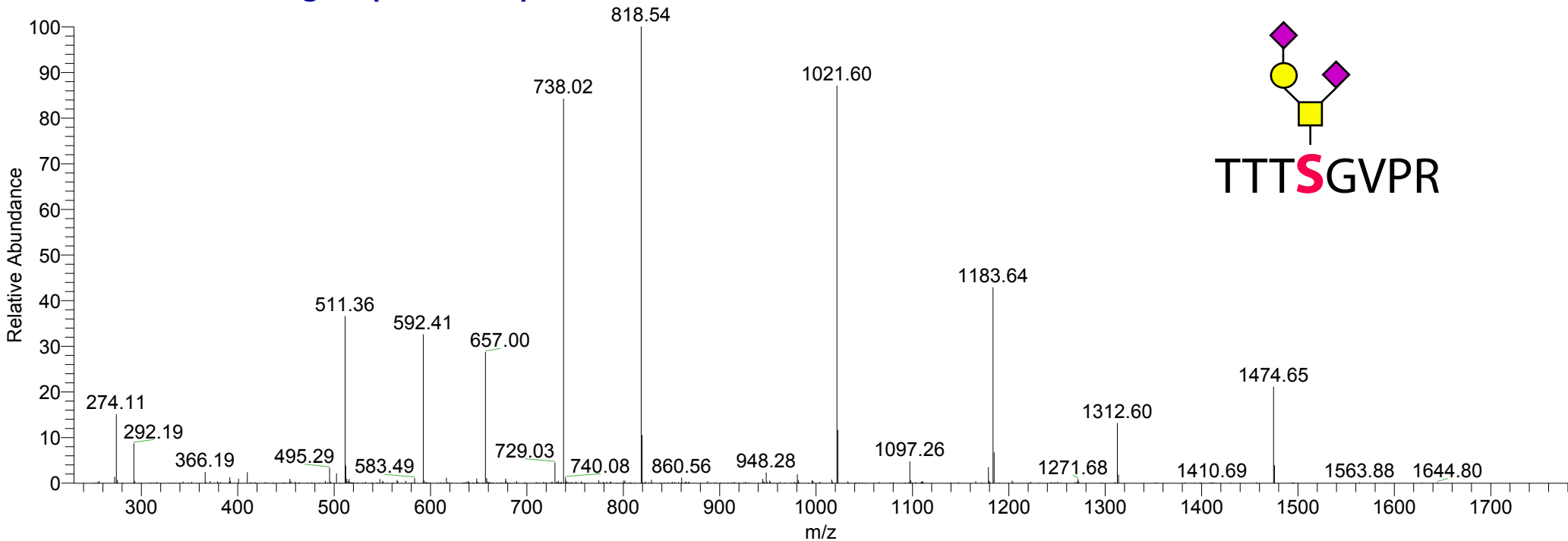

Glyco283 #3455 RT: 44.60 AV: 1 NL: 5.82E3
T: ITMS + c NSI d Full ms2 1066.24@34.00 [280.00-2000.00]



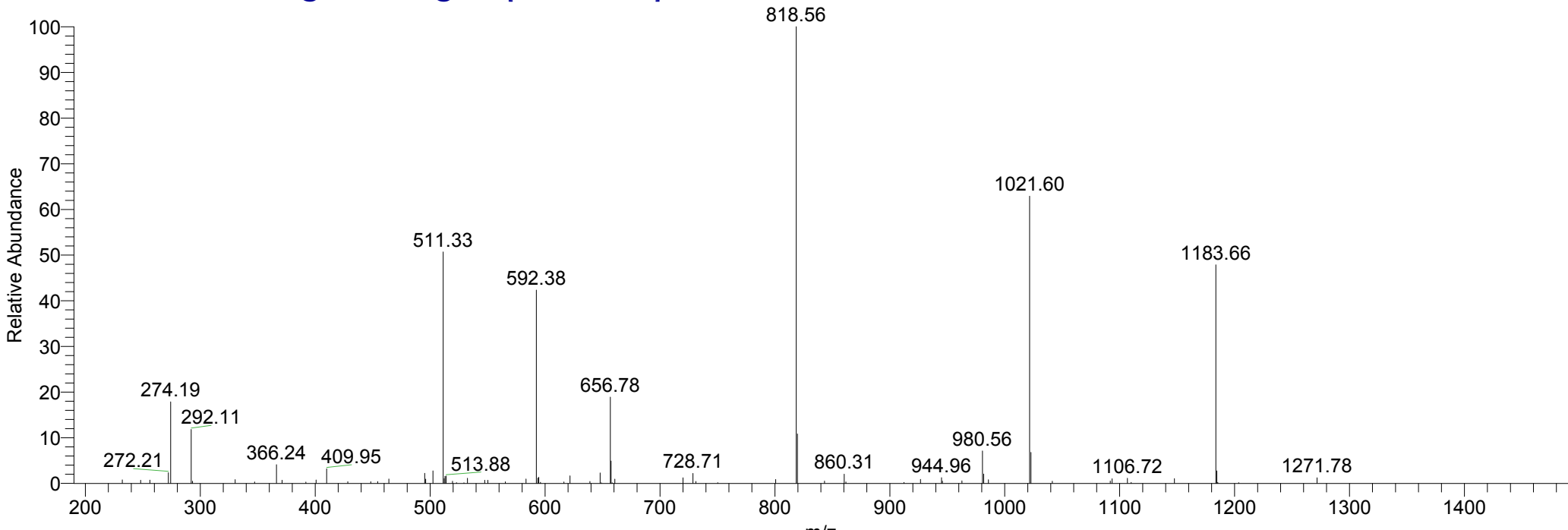
Glyco283 #3456 RT: 44.62 AV: 1 NL: 7.17E2
T: ITMS + c NSI d Full ms3 1066.24@34.00 920.40@34.00 [240.00-1855.00]



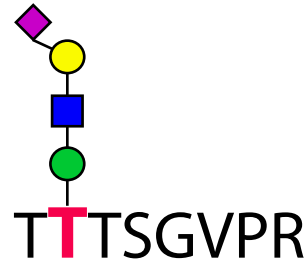
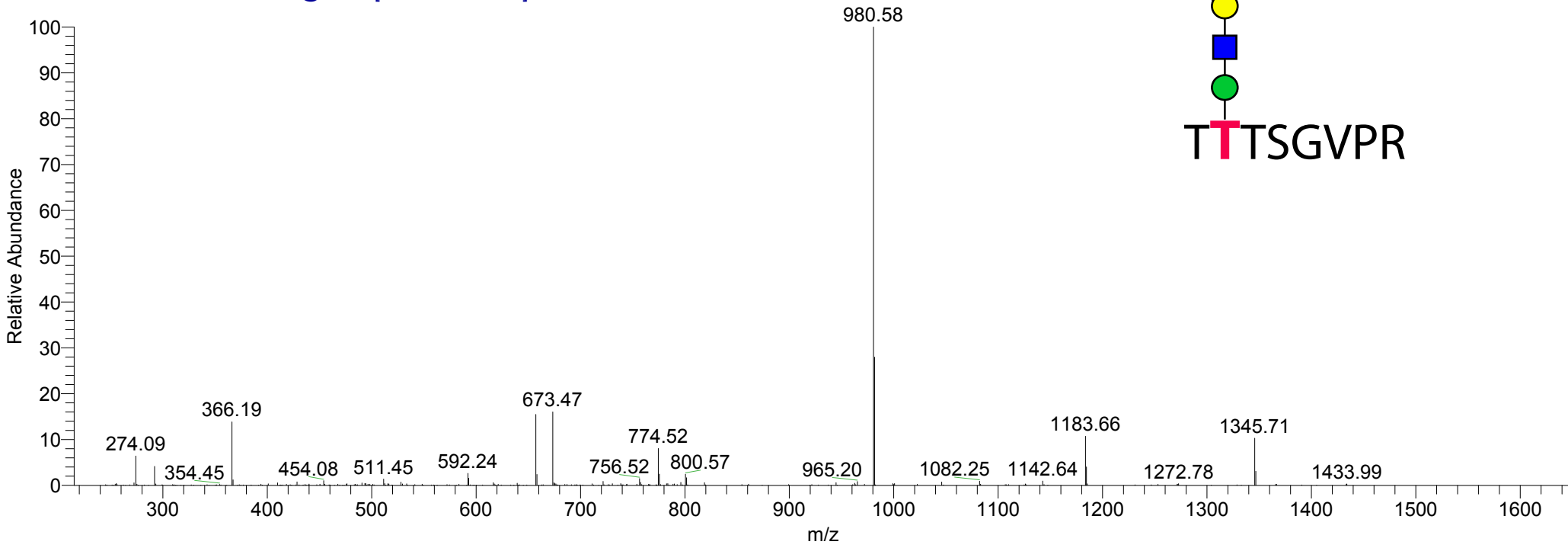
Glyco283 #3409 RT: 44.03 AV: 1 NL: 1.52E4
T: ITMS + c NSI d Full ms2 883.73@34.00 [230.00-1780.00]



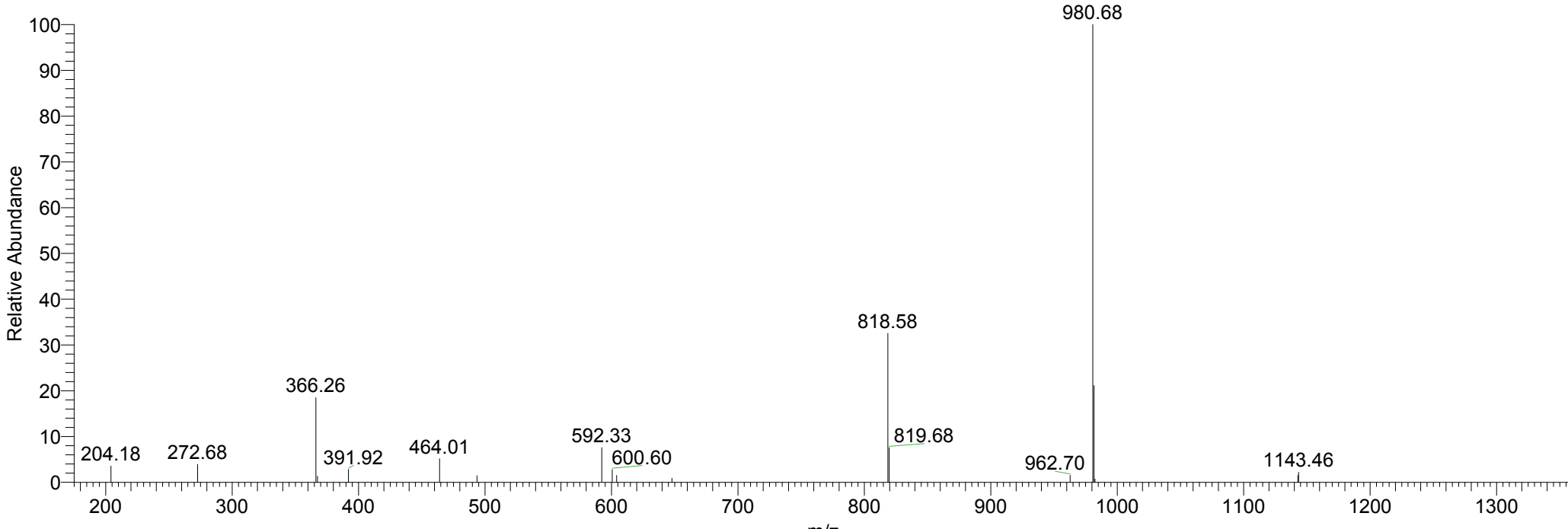
Glyco283 #3410 RT: 44.04 AV: 1 NL: 2.39E3
T: ITMS + c NSI d Full ms3 883.73@34.00 738.02@34.00 [190.00-1490.00]



Glyco283 #2966 RT: 38.16 AV: 1 NL: 4.29E3
T: ITMS + c NSI d Full ms2 819.38@34.00 [215.00-1650.00]

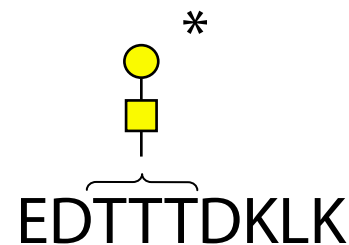
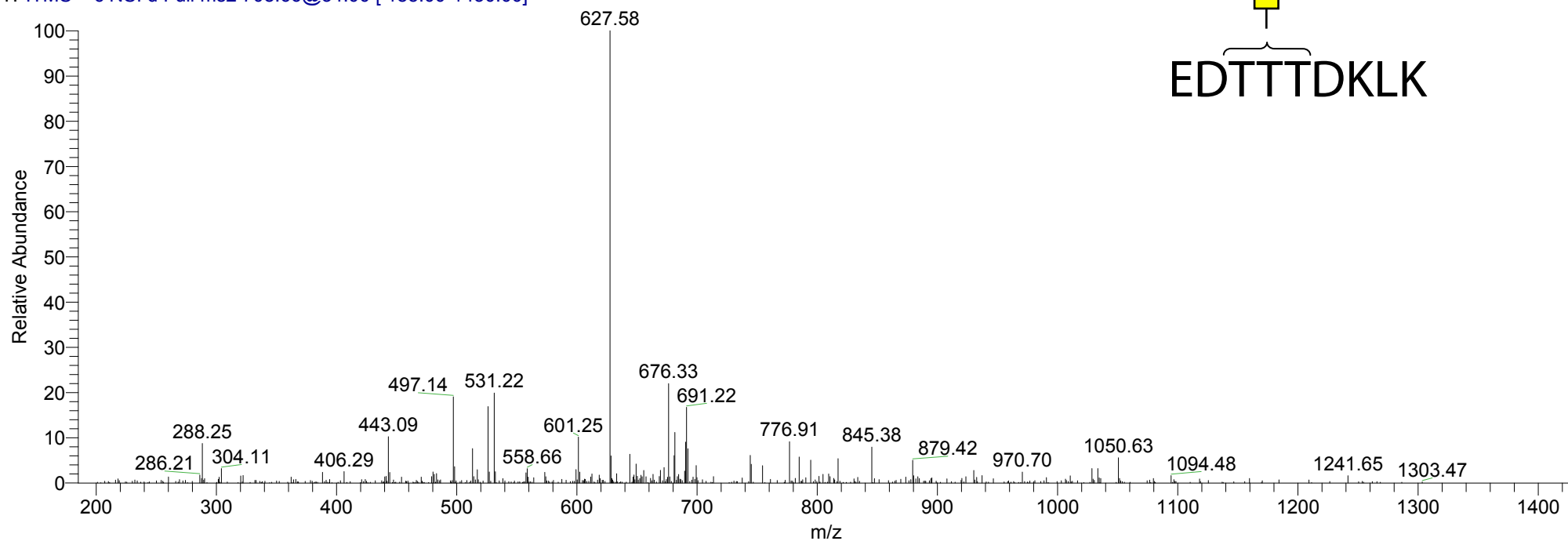


Glyco283 #2967 RT: 38.18 AV: 1 NL: 2.22E2
T: ITMS + c NSI d Full ms3 819.38@34.00 673.47@34.00 [175.00-1360.00]

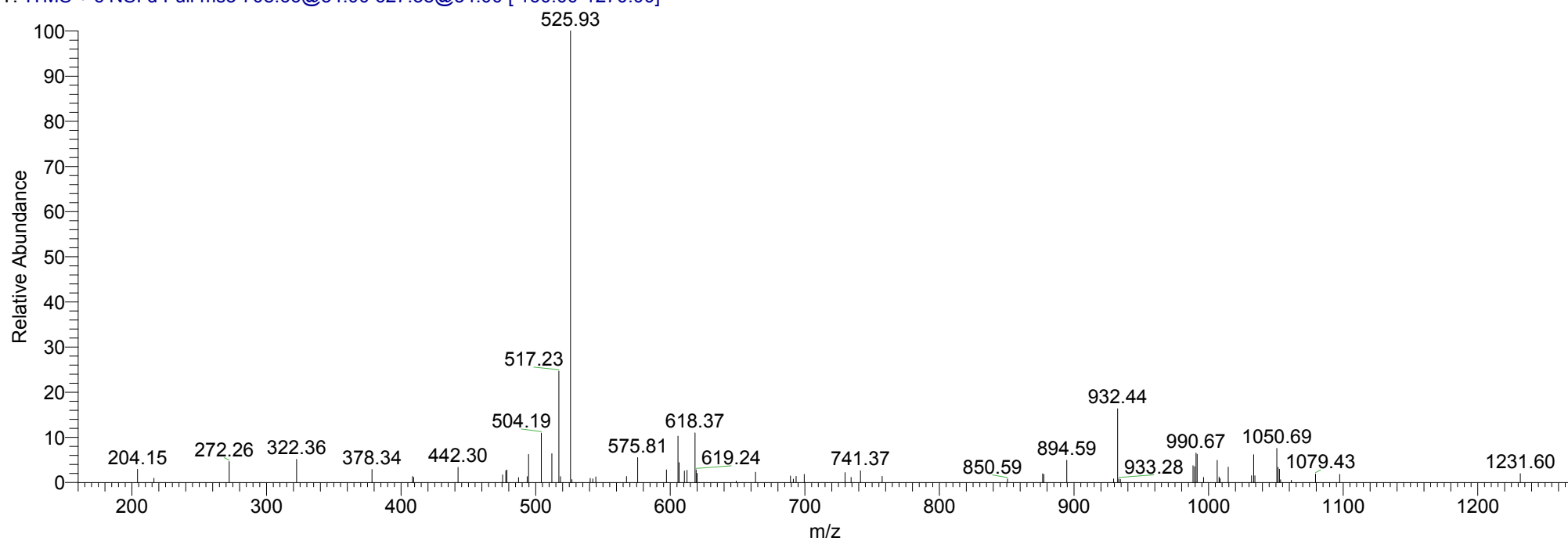


2/21/2006 6:00:11 PM igest2nd

aDGdigest2nd #9530 RT: 48.21 AV: 1 NL: 3.83E3
T: ITMS + c NSI d Full ms2 708.66@34.00 [185.00-1430.00]


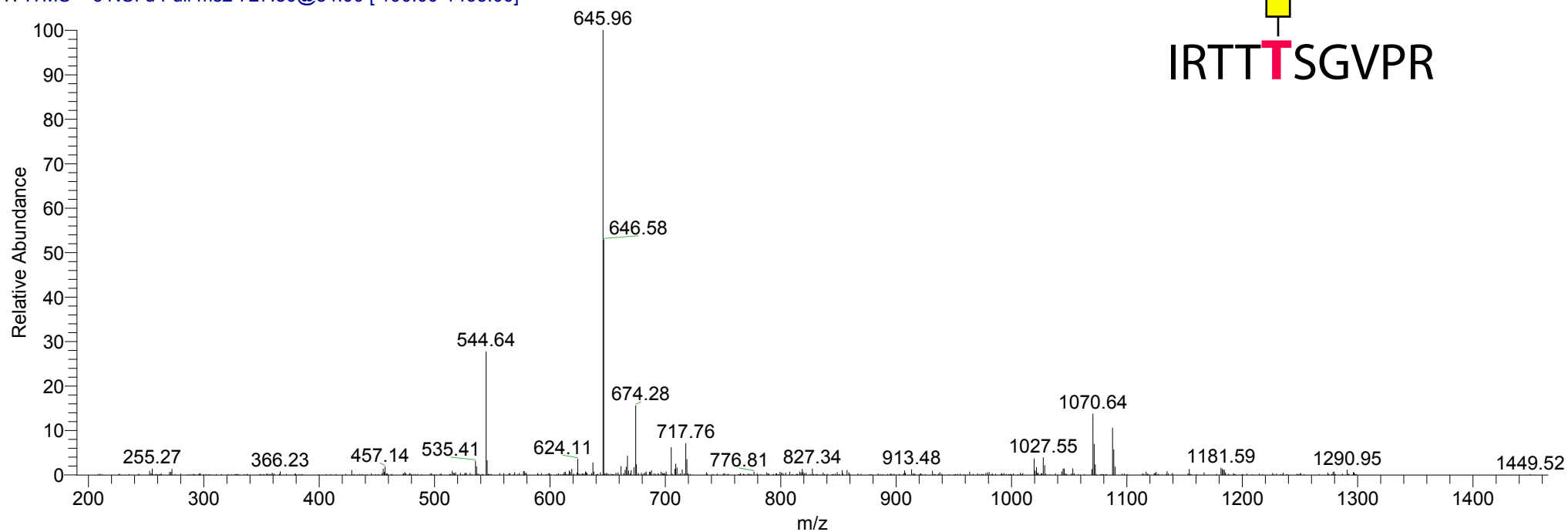


aDGdigest2nd #9531 RT: 48.22 AV: 1 NL: 6.14E2
T: ITMS + c NSI d Full ms3 708.66@34.00 627.58@34.00 [160.00-1270.00]

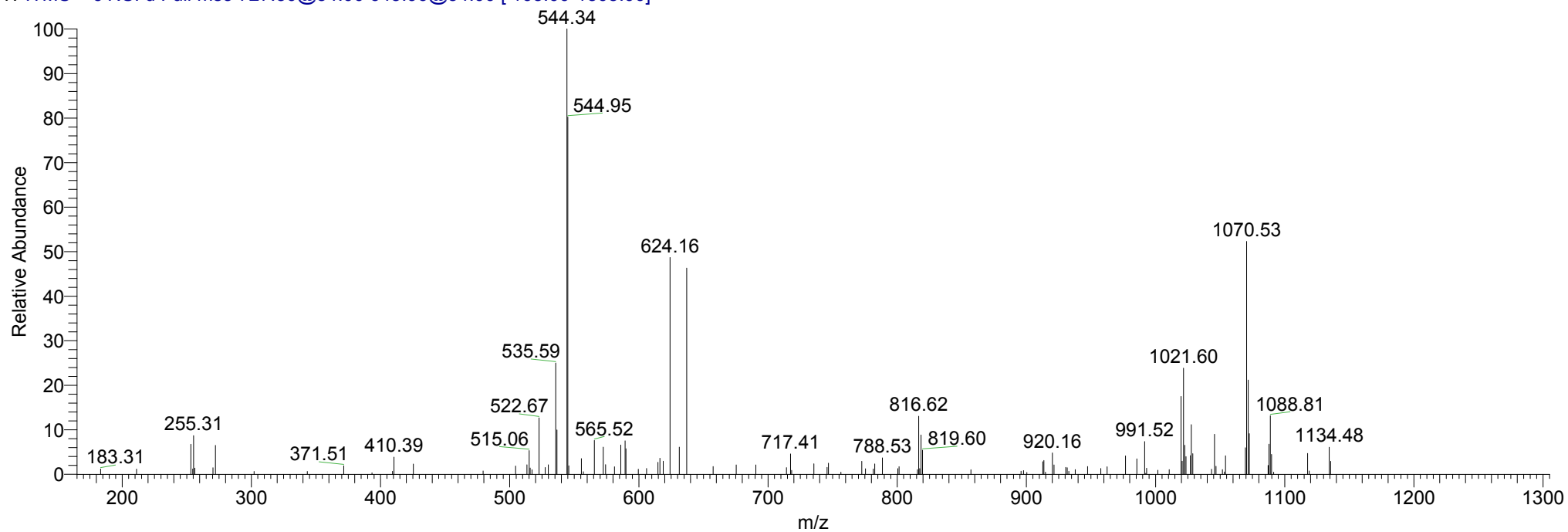


2/21/2006 6:00:11 PM igest2nd

aDGdigest2nd #9233 RT: 46.67 AV: 1 NL: 7.80E3
T: ITMS + c NSI d Full ms2 727.30@34.00 [190.00-1465.00]

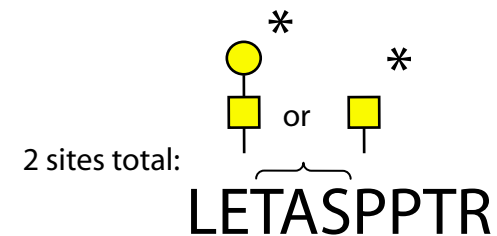
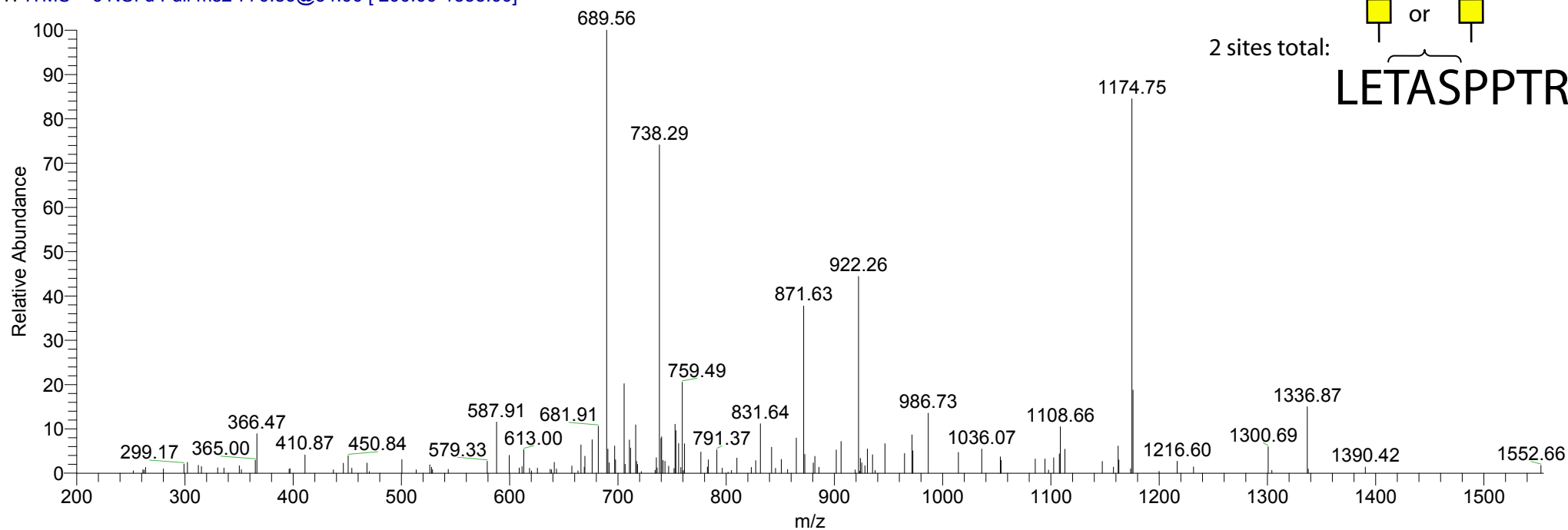


aDGdigest2nd #9234 RT: 46.68 AV: 1 NL: 6.62E2
T: ITMS + c NSI d Full ms3 727.30@34.00 645.96@34.00 [165.00-1305.00]

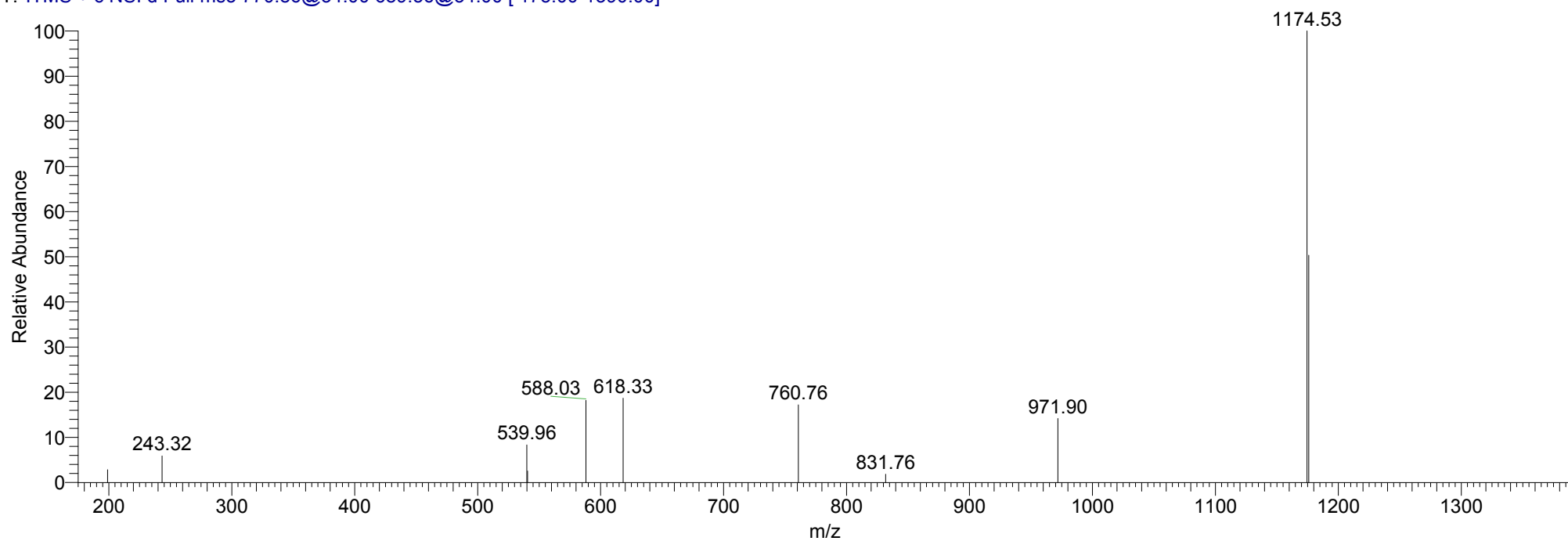


2/21/2006 6:00:11 PM igest2nd

aDGdigest2nd #9119 RT: 46.07 AV: 1 NL: 5.19E2
T: ITMS + c NSI d Full ms2 770.86@34.00 [200.00-1555.00]


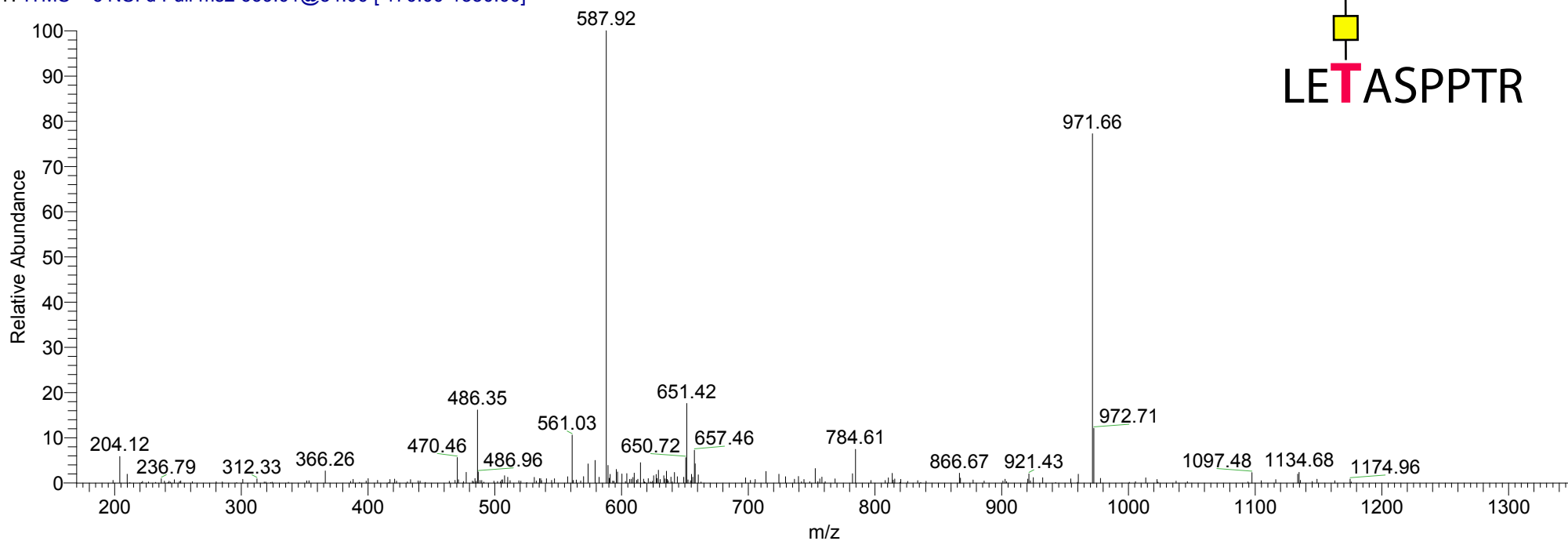


aDGdigest2nd #9120 RT: 46.08 AV: 1 NL: 9.02E1
T: ITMS + c NSI d Full ms3 770.86@34.00 689.56@34.00 [175.00-1390.00]

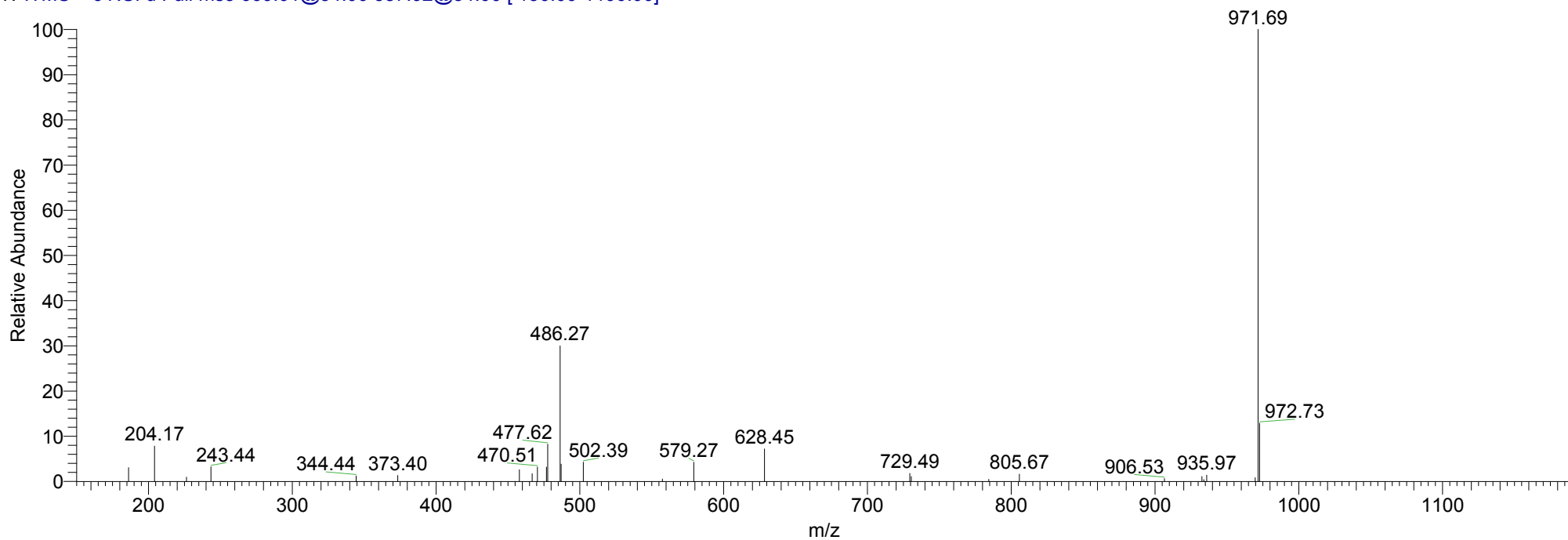


2/21/2006 6:00:11 PM igest2nd

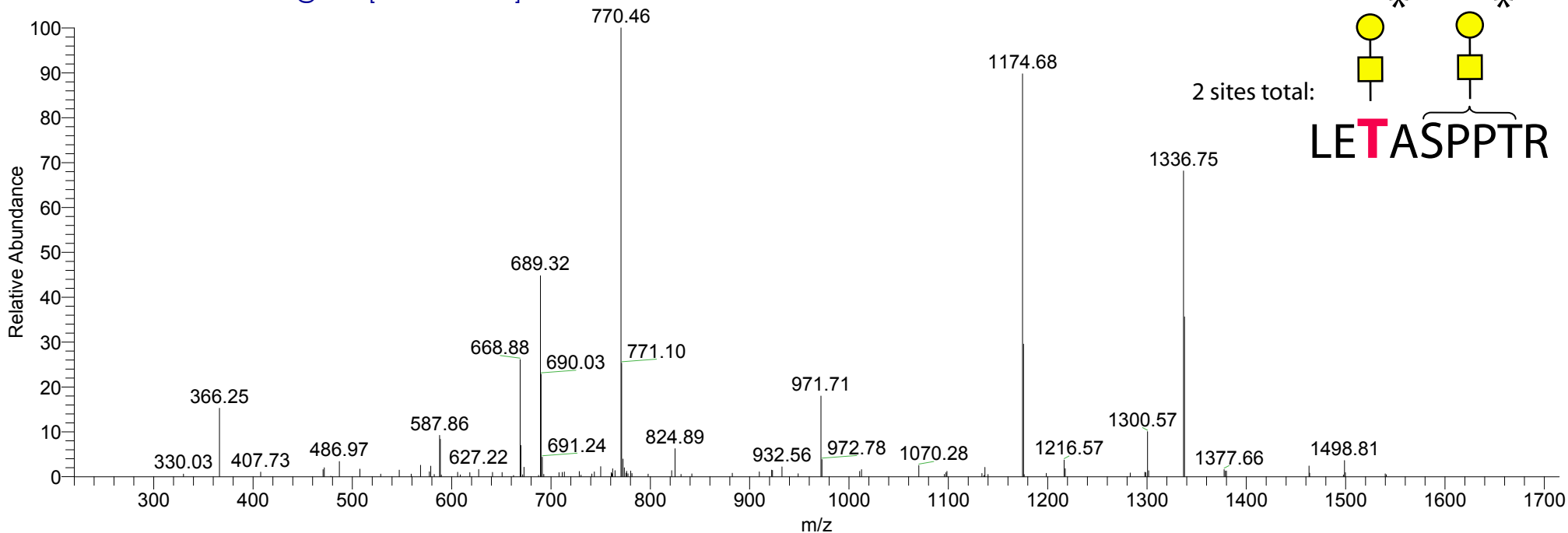
aDGdigest2nd #8524 RT: 43.04 AV: 1 NL: 2.05E3
T: ITMS + c NSI d Full ms2 669.01@34.00 [170.00-1350.00]



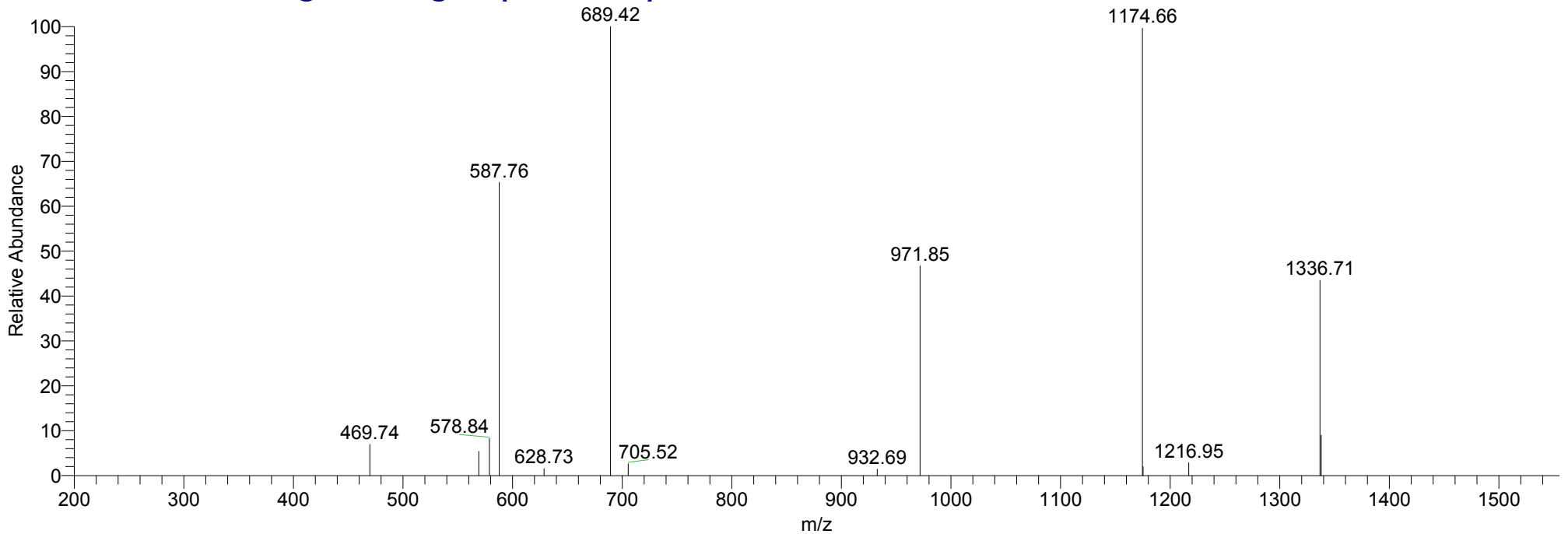
aDGdigest2nd #8525 RT: 43.04 AV: 1 NL: 7.78E2
T: ITMS + c NSI d Full ms3 669.01@34.00 587.92@34.00 [150.00-1190.00]



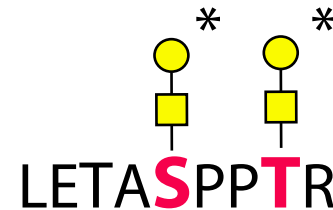
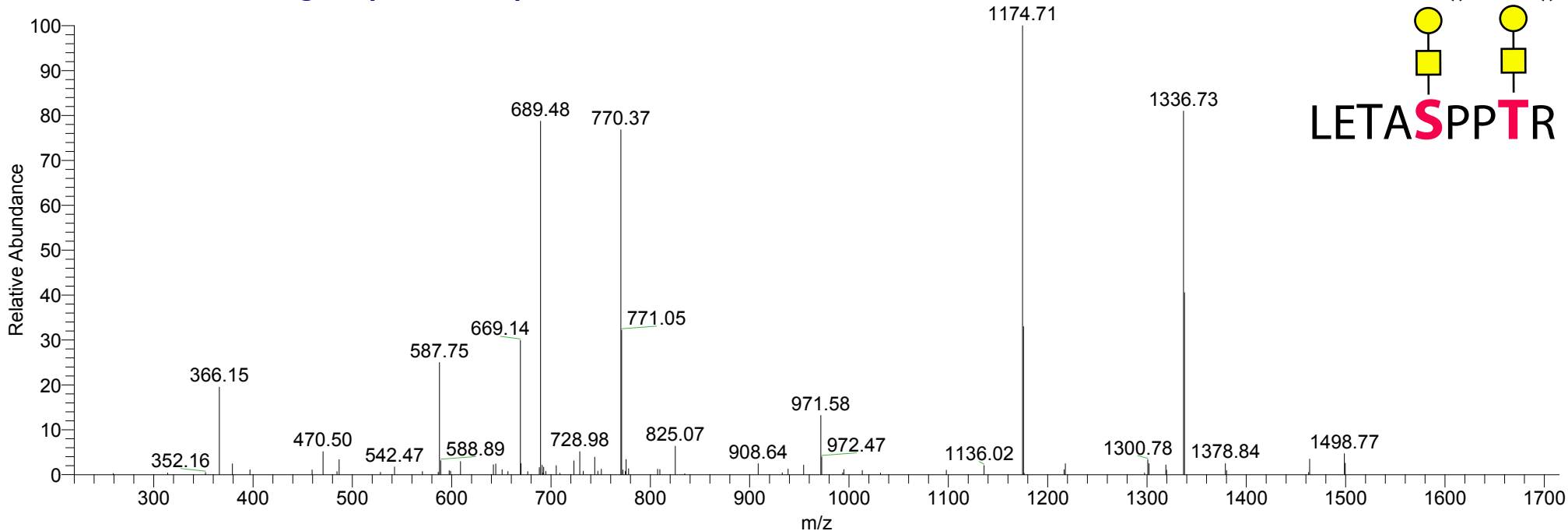
aDGdigest2nd #7899 RT: 39.82 AV: 1 NL: 1.09E3
T: ITMS + c NSI d Full ms2 851.70@34.00 [220.00-1715.00]



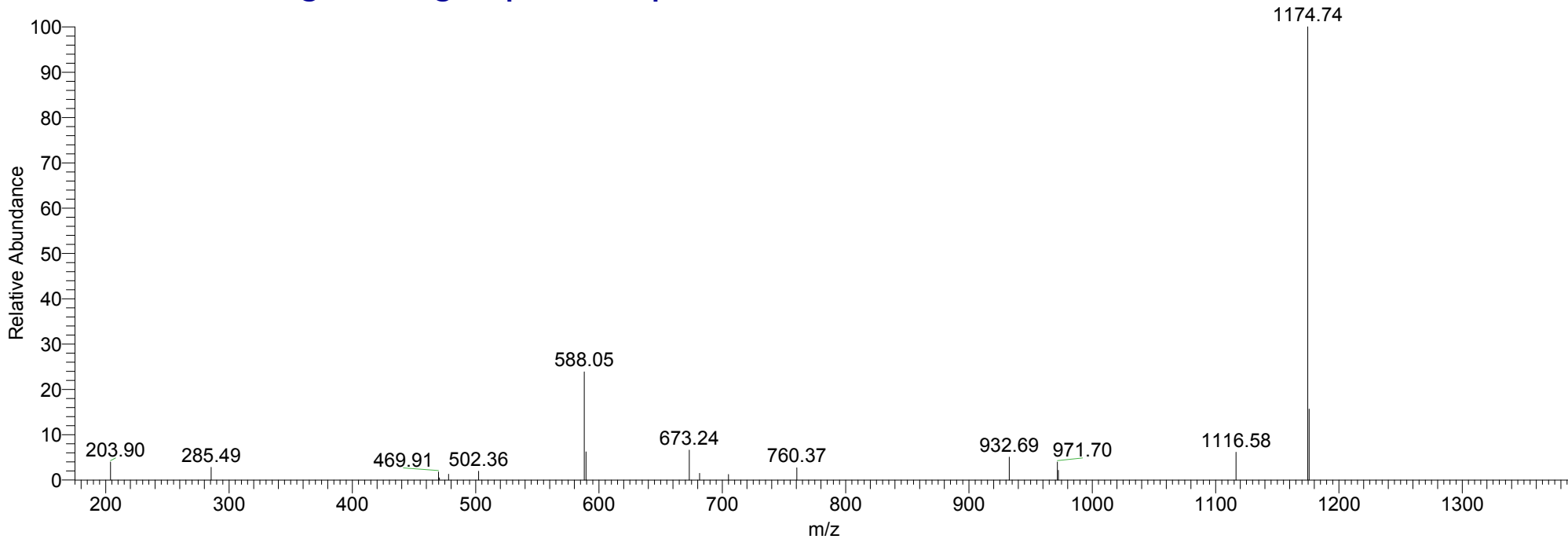
aDGdigest2nd #7900 RT: 39.83 AV: 1 NL: 1.94E2
T: ITMS + c NSI d Full ms3 851.70@34.00 770.46@34.00 [200.00-1555.00]



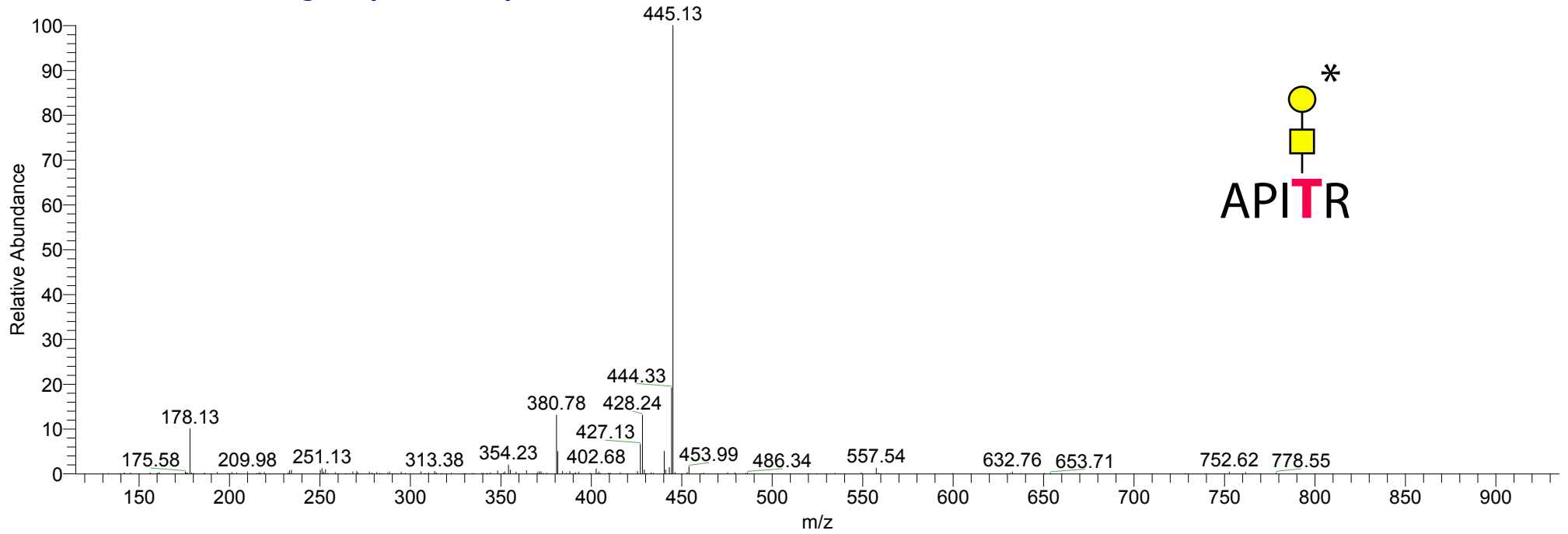
aDGdigest2nd #7830 RT: 39.47 AV: 1 NL: 8.32E2
T: ITMS + c NSI d Full ms2 851.65@34.00 [220.00-1715.00]



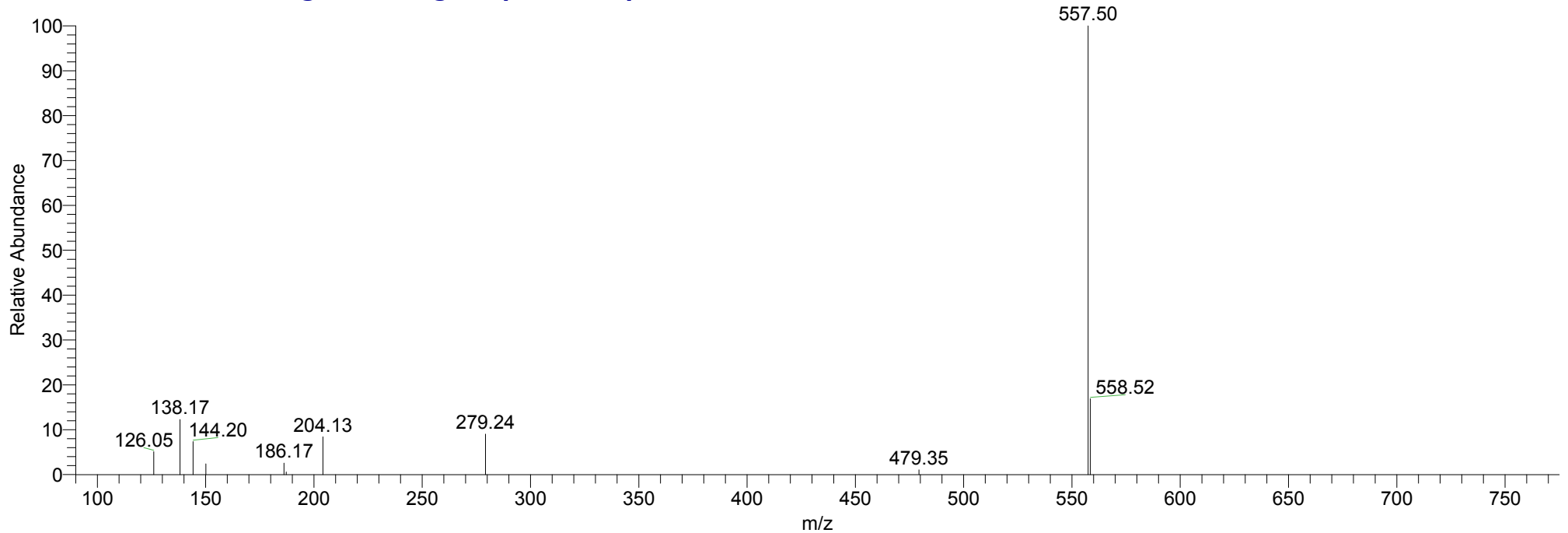
aDGdigest2nd #7831 RT: 39.47 AV: 1 NL: 3.67E2
T: ITMS + c NSI d Full ms3 851.65@34.00 689.48@34.00 [175.00-1390.00]



aDGdigest2nd #2639 RT: 13.09 AV: 1 NL: 4.66E3
T: ITMS + c NSI d Full ms2 462.17@34.00 [115.00-935.00]

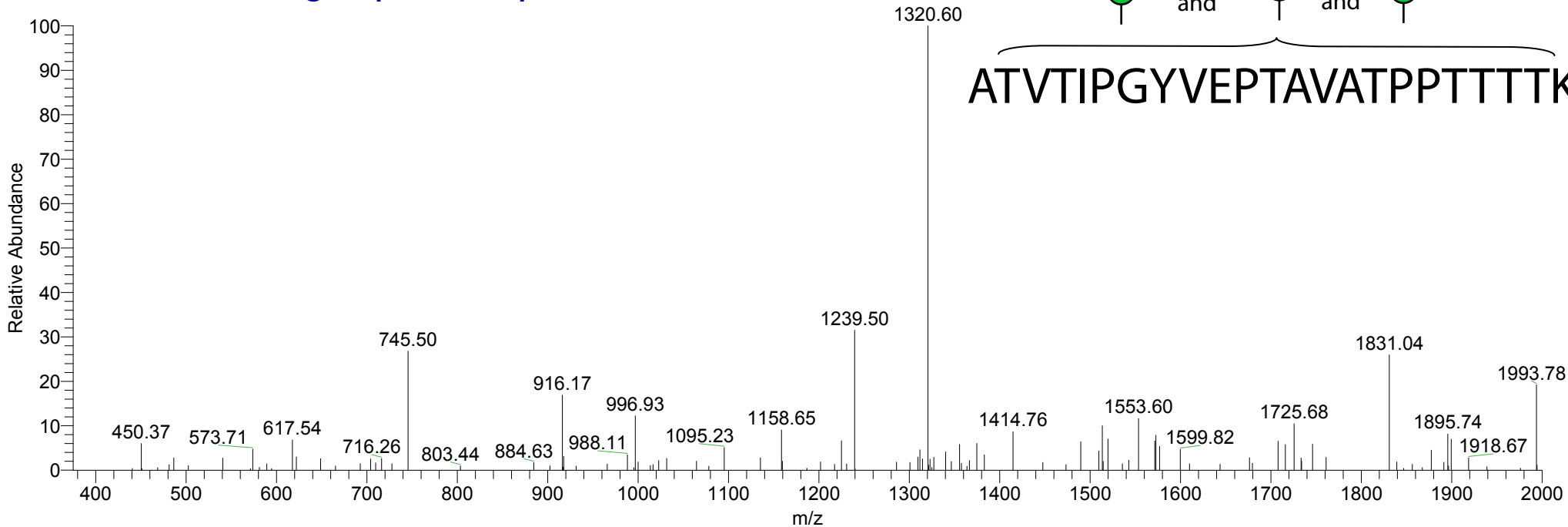


aDGdigest2nd #2640 RT: 13.09 AV: 1 NL: 2.99E2
T: ITMS + c NSI d Full ms3 462.17@34.00 380.78@34.00 [90.00-775.00]

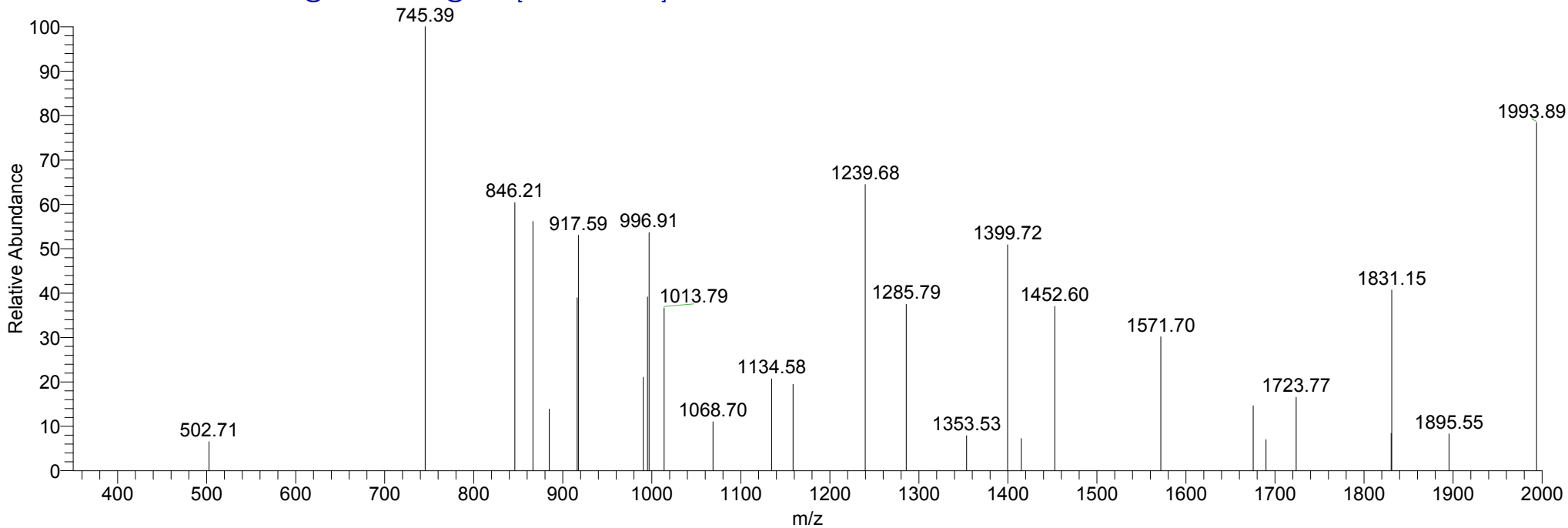


2/21/2006 6:00:11 PM igest2nd

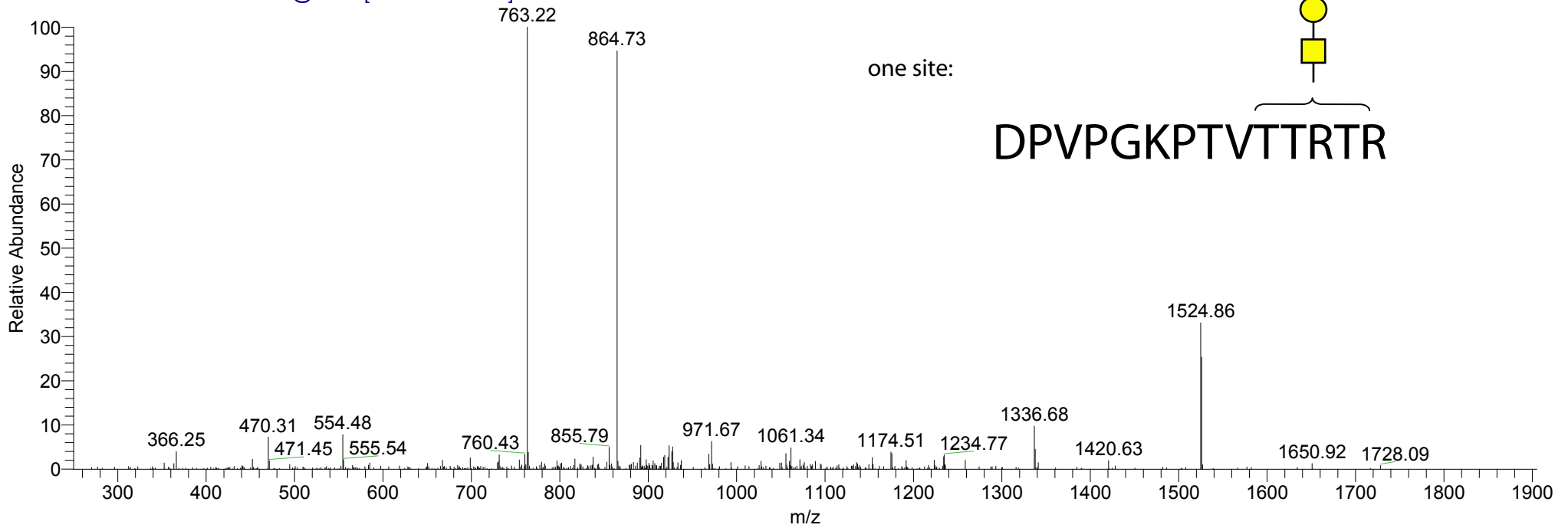
aDGdigest2nd #18547 RT: 95.27 AV: 1 NL: 6.26E2
T: ITMS + c NSI d Full ms2 1401.75@34.00 [375.00-2000.00]



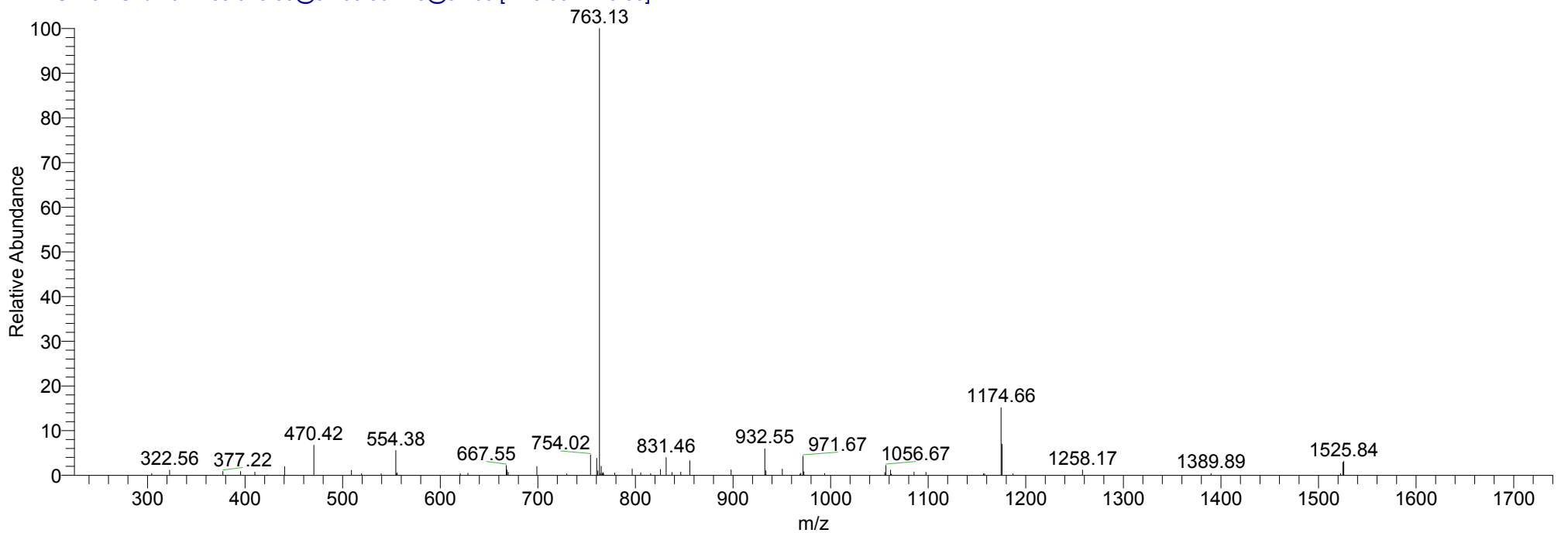
aDGdigest2nd #18548 RT: 95.27 AV: 1 NL: 5.03E1
T: ITMS + c NSI d Full ms3 1401.75@34.00 1320.60@34.00 [350.00-2000.00]



aDGdigest2nd #13640 RT: 69.33 AV: 1 NL: 3.82E3
T: ITMS + c NSI d Full ms2 945.59@34.00 [250.00-1905.00]

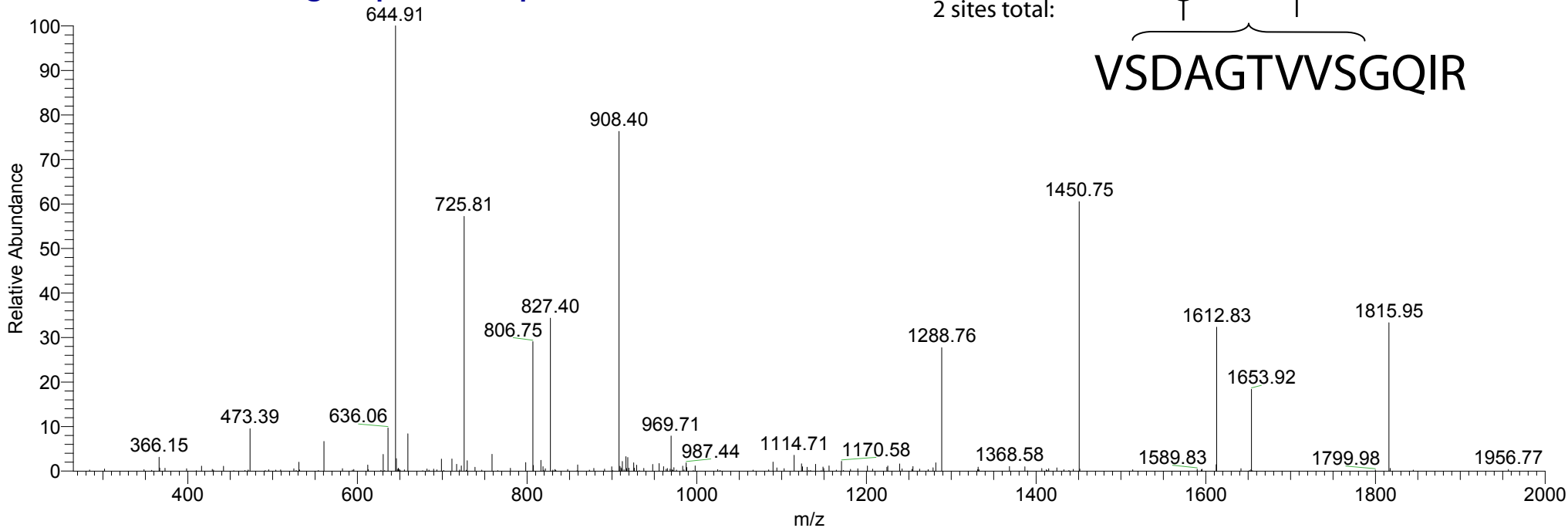


aDGdigest2nd #13641 RT: 69.34 AV: 1 NL: 1.58E3
T: ITMS + c NSI d Full ms3 945.59@34.00 864.73@34.00 [225.00-1740.00]

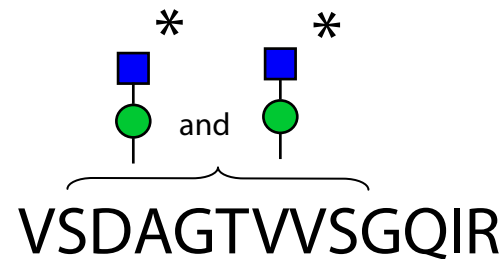


2/21/2006 6:00:11 PM igest2nd

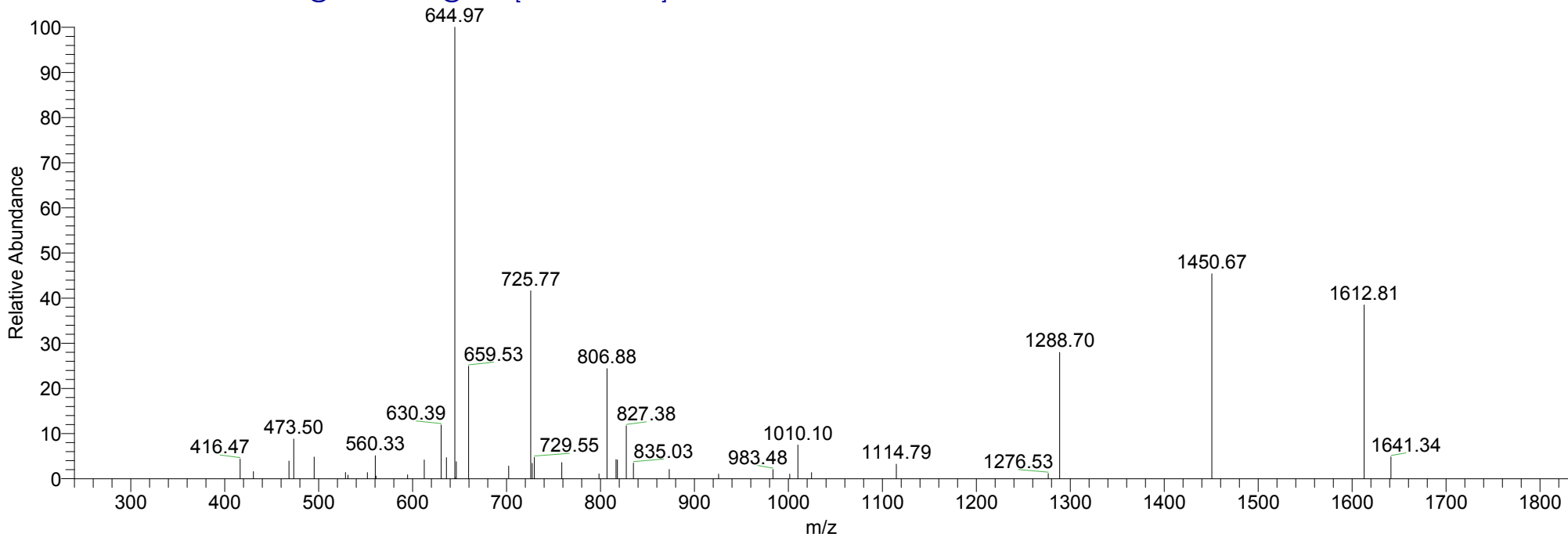
aDGdigest2nd #11788 RT: 59.83 AV: 1 NL: 3.14E3
T: ITMS + c NSI d Full ms2 1010.09@34.00 [265.00-2000.00]



2 sites total:

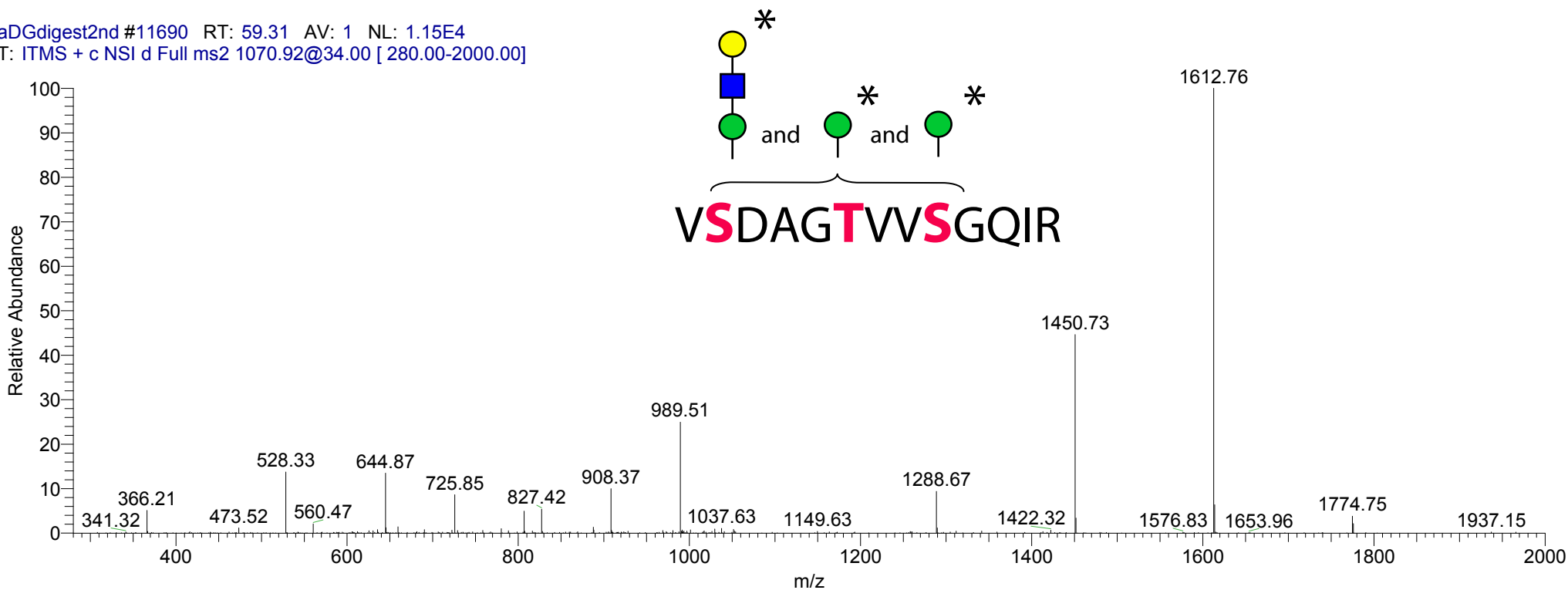


aDGdigest2nd #11789 RT: 59.84 AV: 1 NL: 4.71E2
T: ITMS + c NSI d Full ms3 1010.09@34.00 908.40@34.00 [240.00-1830.00]

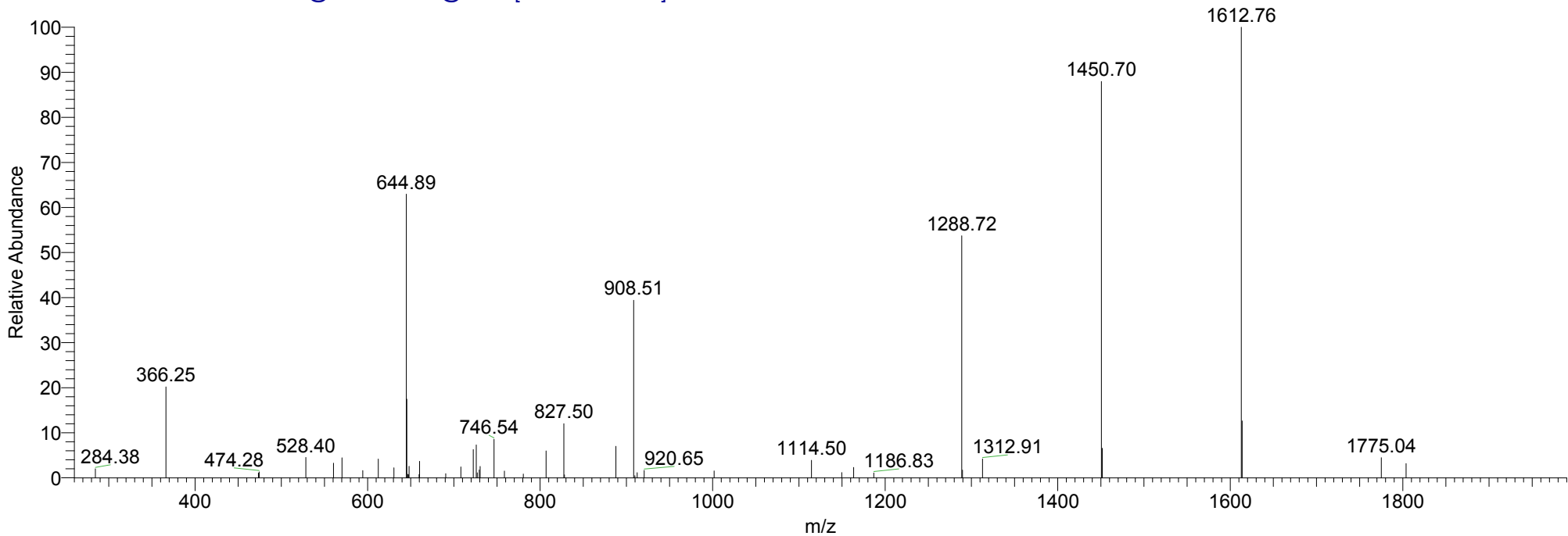


2/21/2006 6:00:11 PM igest2nd

aDGdigest2nd #11690 RT: 59.31 AV: 1 NL: 1.15E4
T: ITMS + c NSI d Full ms2 1070.92@34.00 [280.00-2000.00]

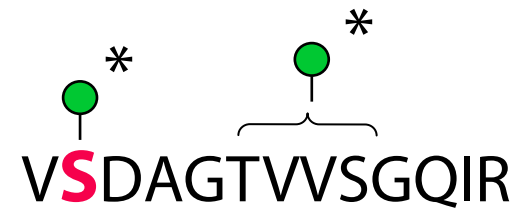
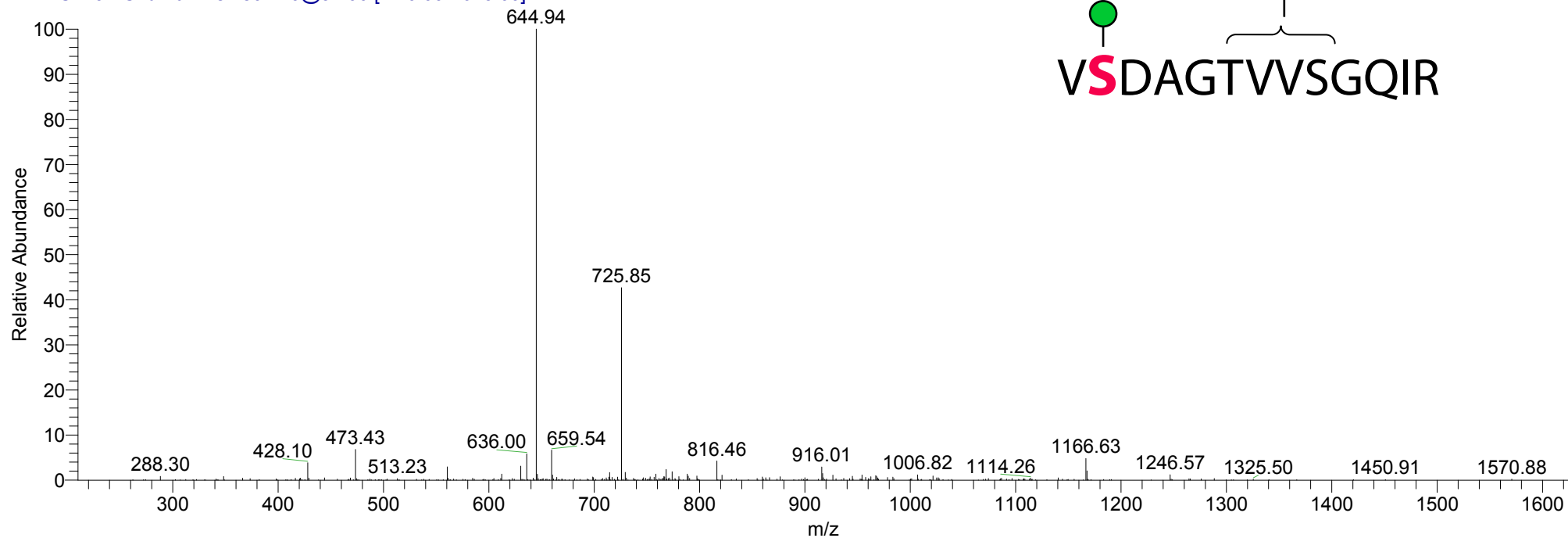


aDGdigest2nd #11691 RT: 59.32 AV: 1 NL: 3.96E2
T: ITMS + c NSI d Full ms3 1070.92@34.00 989.51@34.00 [260.00-1990.00]

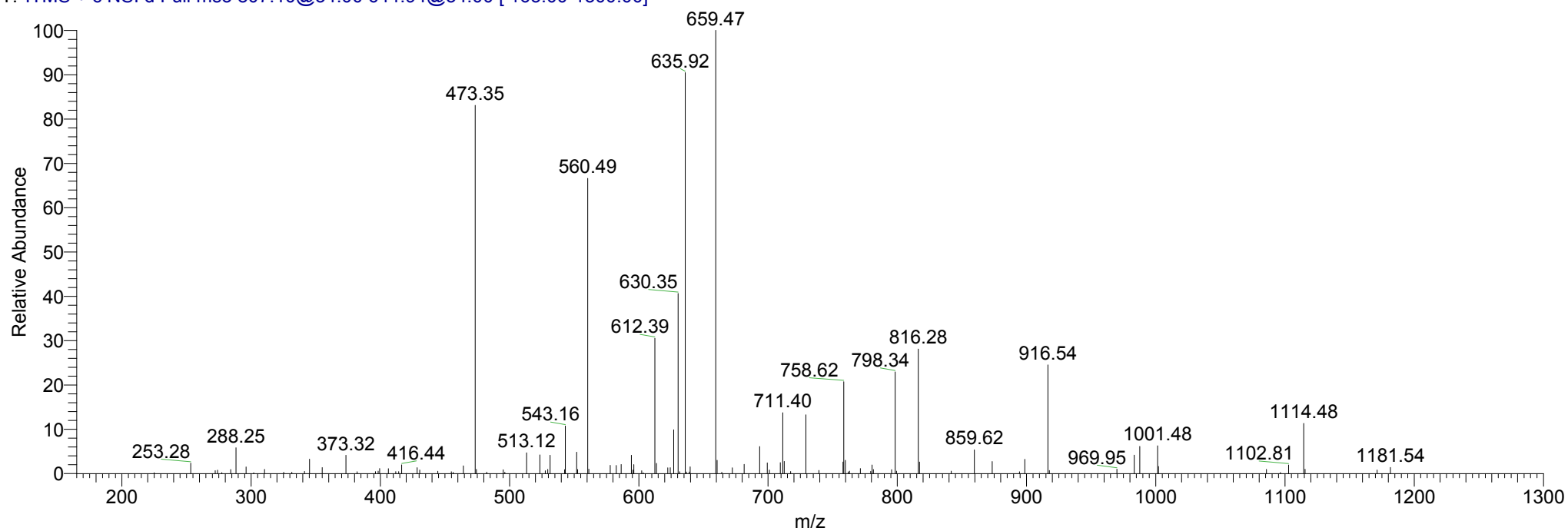


2/21/2006 6:00:11 PM igest2nd

aDGdigest2nd #11094 RT: 56.24 AV: 1 NL: 8.01E3
T: ITMS + c NSI d Full ms2 807.10@34.00 [210.00-1625.00]

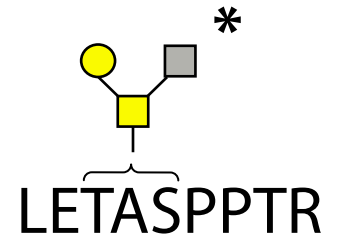
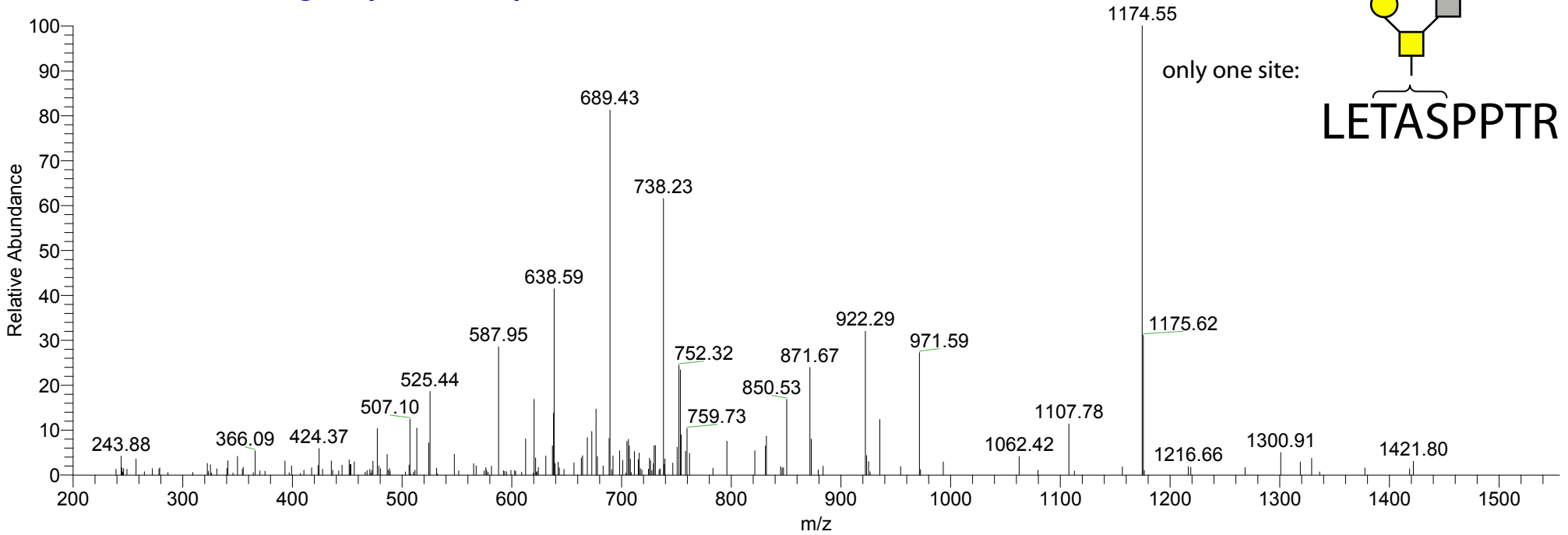


aDGdigest2nd #11095 RT: 56.25 AV: 1 NL: 1.05E3
T: ITMS + c NSI d Full ms3 807.10@34.00 644.94@34.00 [165.00-1300.00]

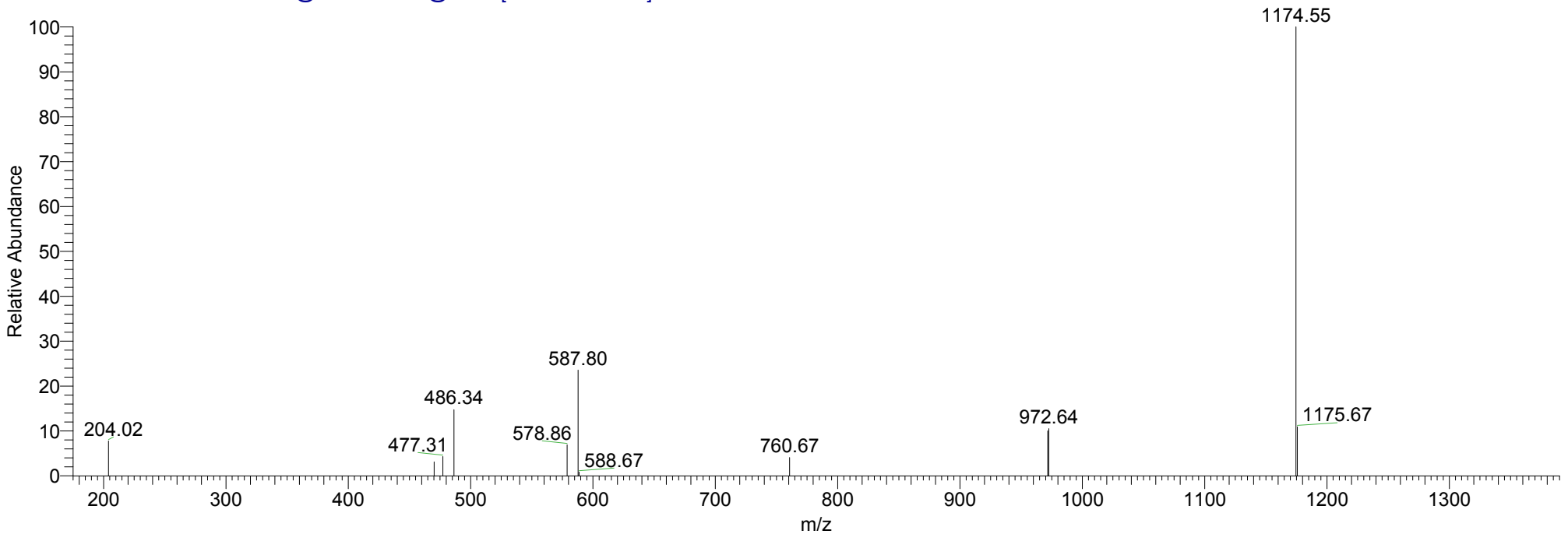


3/3/2006 4:15:54 PM digest030306

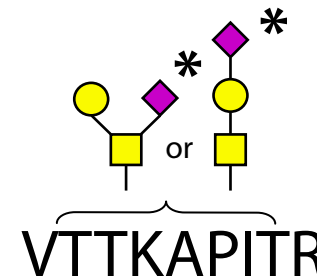
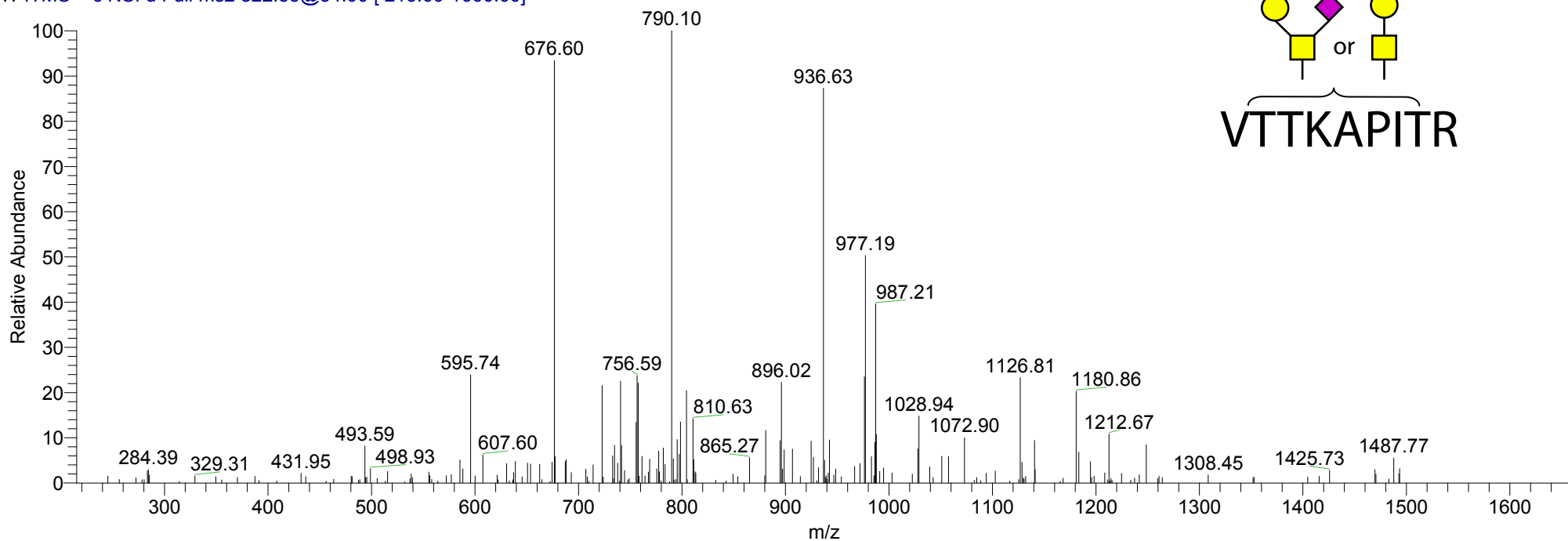
aDGdigest030306 #9946 RT: 49.63 AV: 1 NL: 6.93E2
T: ITMS + c NSI d Full ms2 770.92@34.00 [200.00-1555.00]



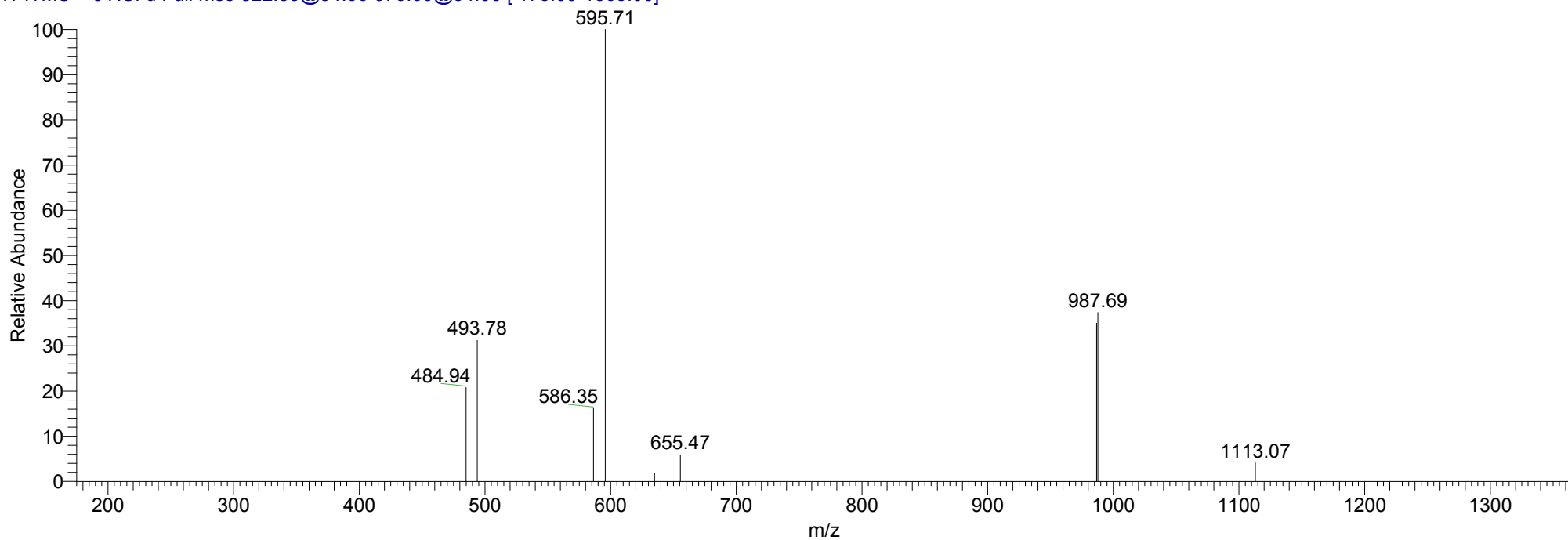
aDGdigest030306 #9947 RT: 49.64 AV: 1 NL: 5.54E2
T: ITMS + c NSI d Full ms3 770.92@34.00 689.43@34.00 [175.00-1390.00]



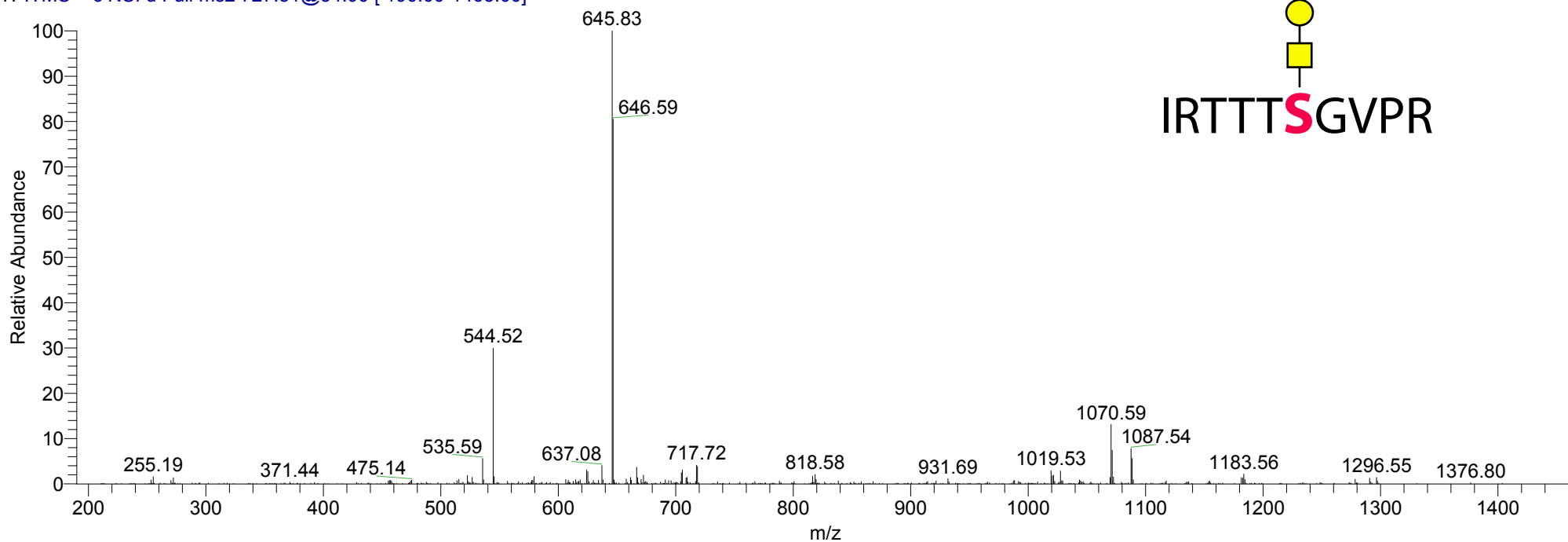
aDGdigest030306 #9914 RT: 49.47 AV: 1 NL: 5.81E2
T: ITMS + c NSI d Full ms2 822.55@34.00 [215.00-1660.00]



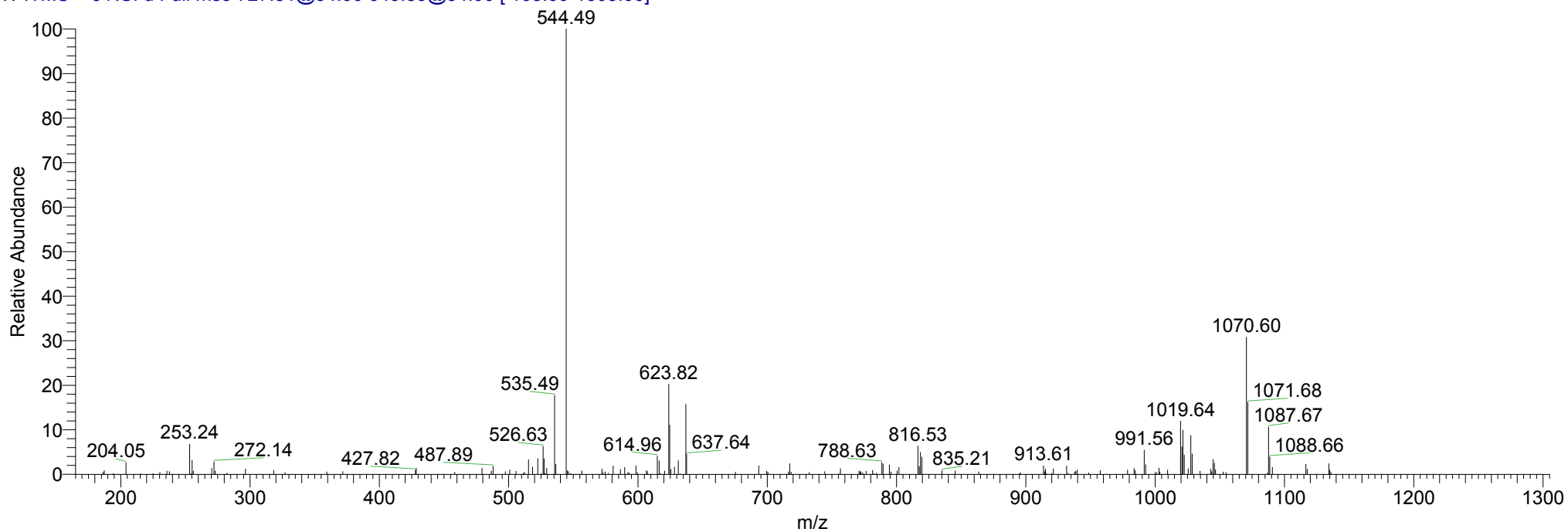
aDGdigest030306 #9915 RT: 49.48 AV: 1 NL: 1.54E2
T: ITMS + c NSI d Full ms3 822.55@34.00 676.60@34.00 [175.00-1365.00]



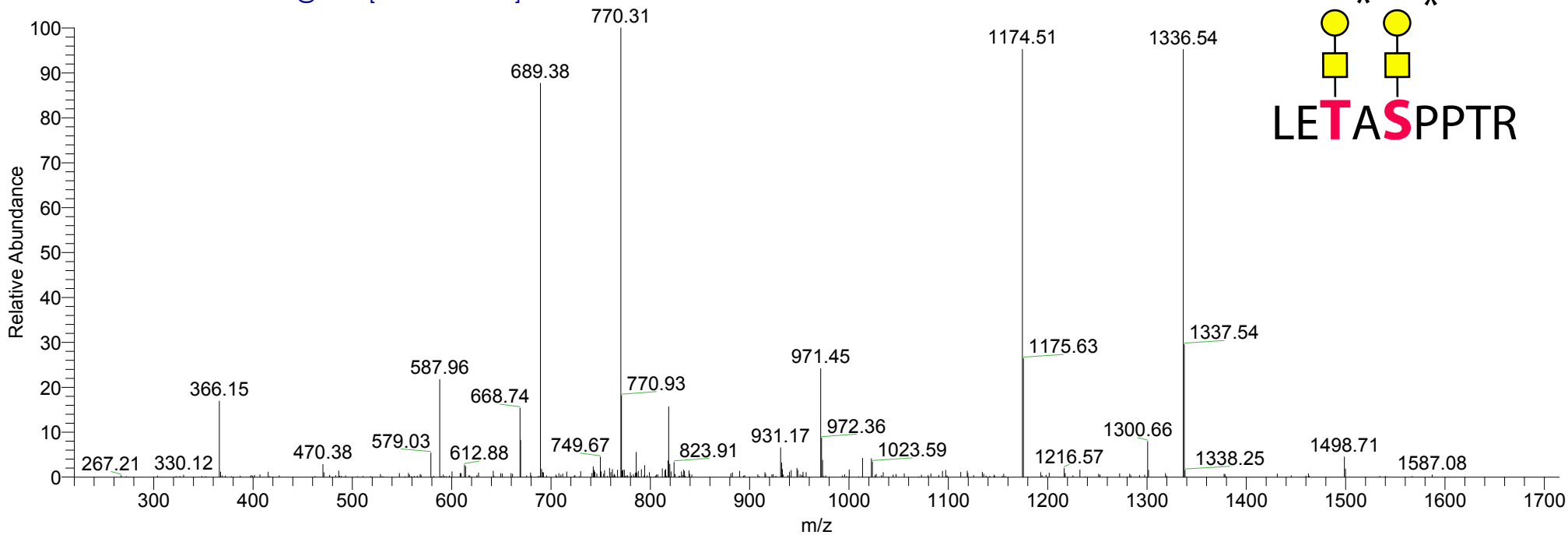
aDGdigest030306 #9875 RT: 49.28 AV: 1 NL: 2.90E4
T: ITMS + c NSI d Full ms2 727.31@34.00 [190.00-1465.00]



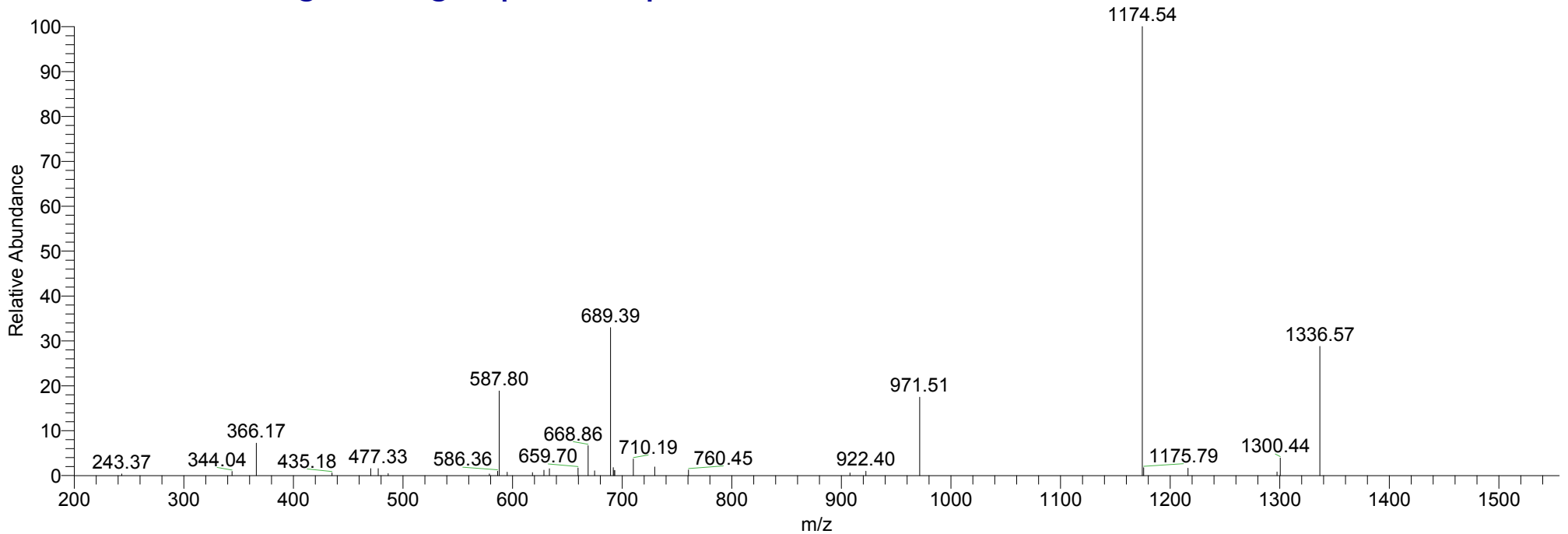
aDGdigest030306 #9876 RT: 49.29 AV: 1 NL: 5.50E3
T: ITMS + c NSI d Full ms3 727.31@34.00 645.83@34.00 [165.00-1305.00]



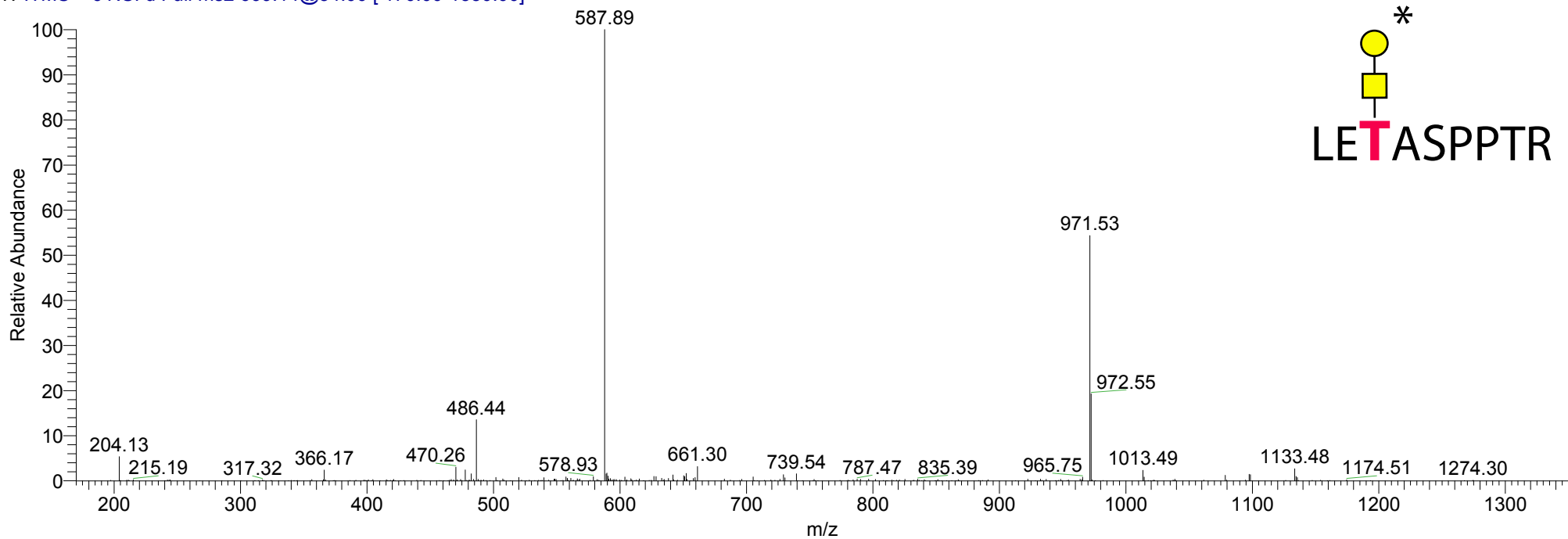
aDGdigest030306 #9610 RT: 48.04 AV: 1 NL: 3.15E3
T: ITMS + c NSI d Full ms2 851.73@34.00 [220.00-1715.00]



aDGdigest030306 #9611 RT: 48.04 AV: 1 NL: 8.86E2
T: ITMS + c NSI d Full ms3 851.73@34.00 770.31@34.00 [200.00-1555.00]

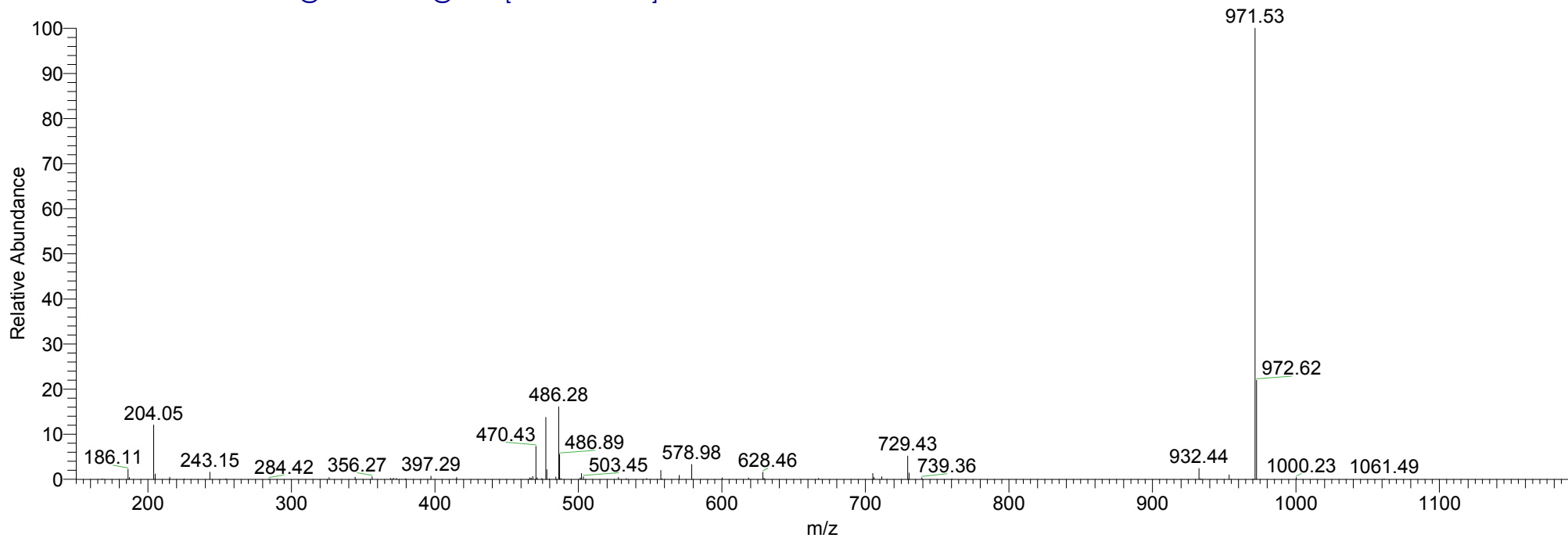


aDGdigest030306 #9357 RT: 46.85 AV: 1 NL: 2.16E4
T: ITMS + c NSI d Full ms2 669.14@34.00 [170.00-1350.00]

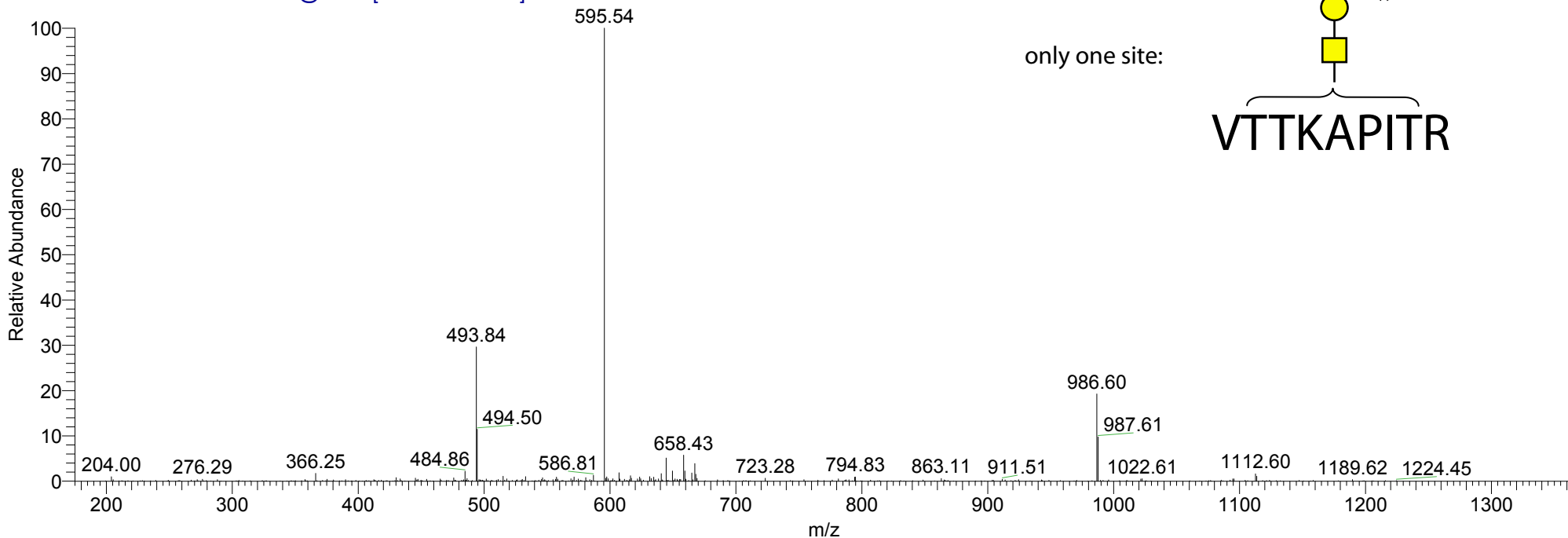


LE^TASPPTR

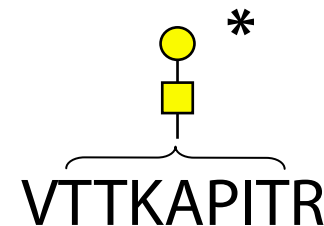
aDGdigest030306 #9358 RT: 46.86 AV: 1 NL: 8.28E3
T: ITMS + c NSI d Full ms3 669.14@34.00 587.89@34.00 [150.00-1190.00]



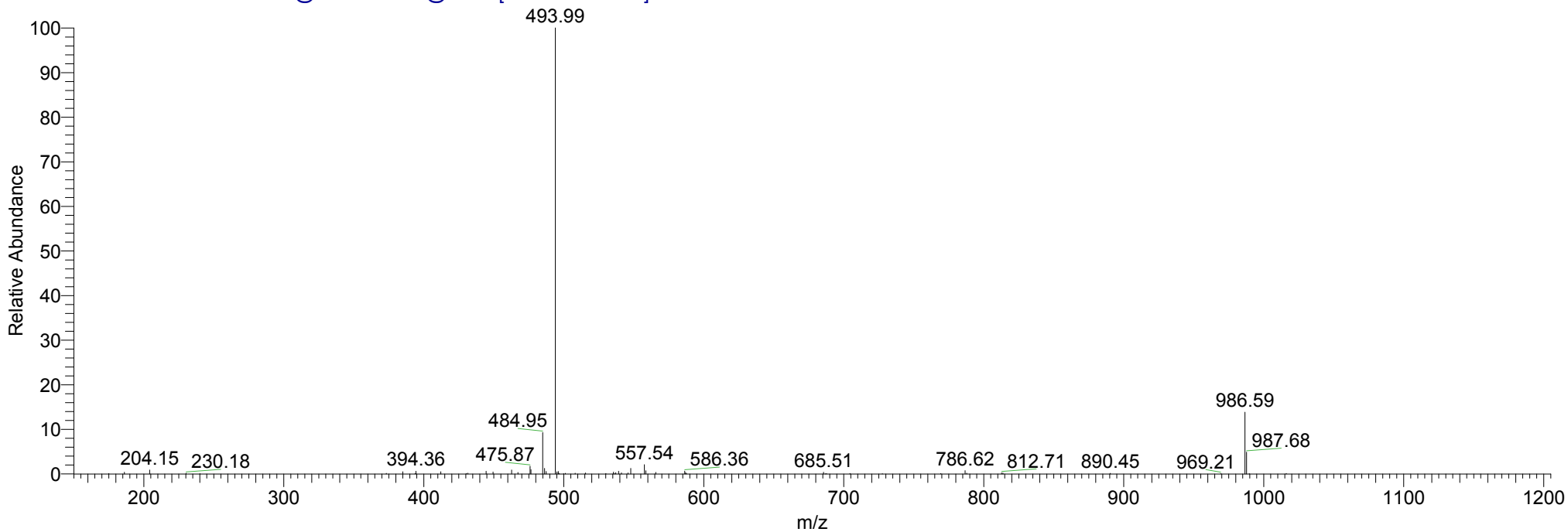
aDGdigest030306 #9010 RT: 45.16 AV: 1 NL: 9.29E3
T: ITMS + c NSI d Full ms2 676.56@34.00 [175.00-1365.00]



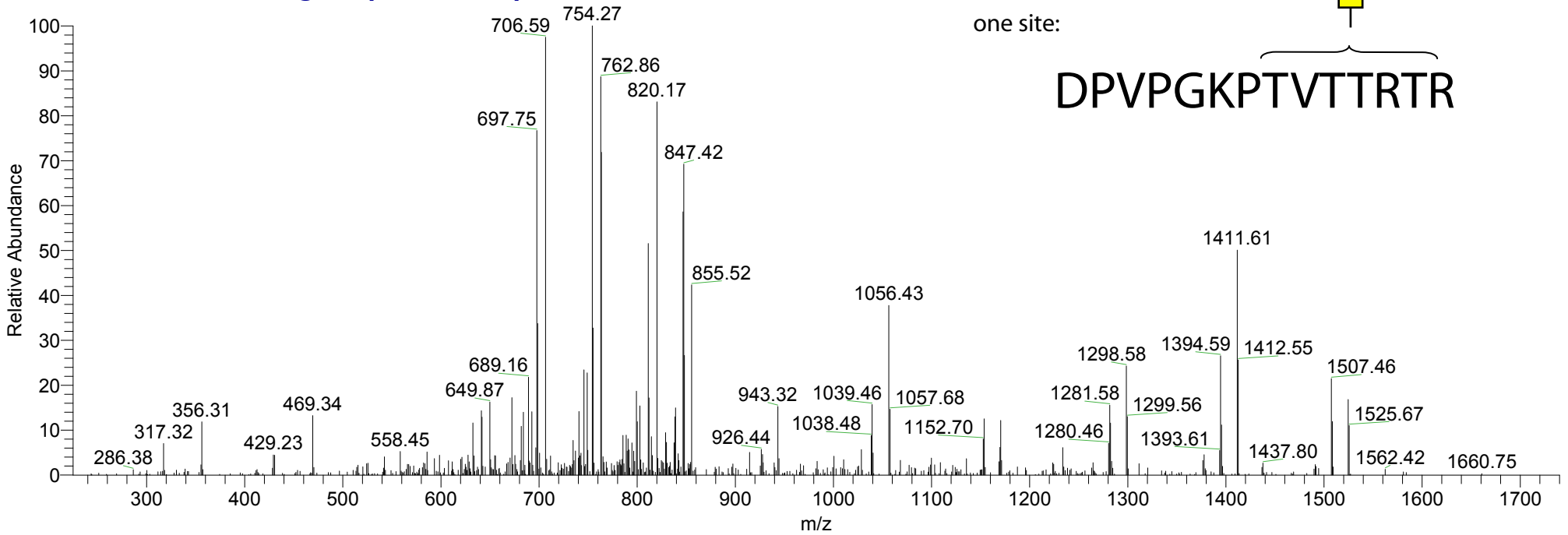
only one site:



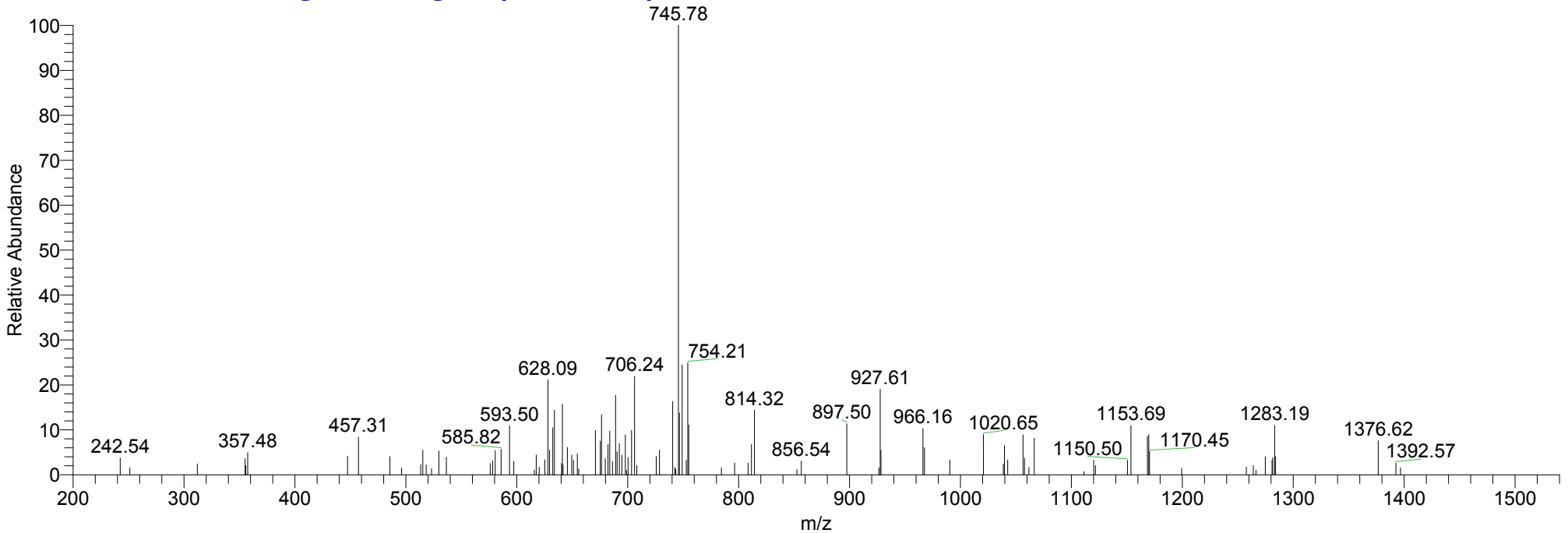
aDGdigest030306 #9011 RT: 45.16 AV: 1 NL: 6.73E3
T: ITMS + c NSI d Full ms3 676.56@34.00 595.54@34.00 [150.00-1205.00]



aDGdigest030306 #21631 RT: 106.43 AV: 1 NL: 9.93E3
T: ITMS + c NSI d Full ms2 864.74@34.00 [225.00-1740.00]

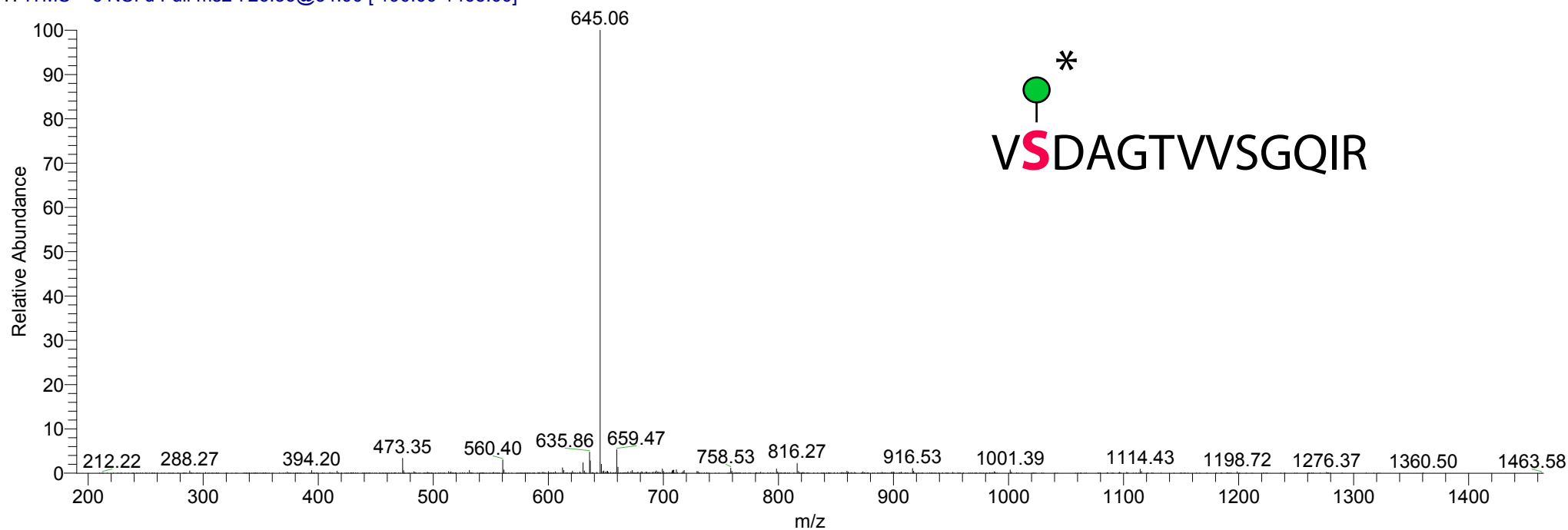


aDGdigest030306 #21632 RT: 106.43 AV: 1 NL: 1.18E3
T: ITMS + c NSI d Full ms3 864.74@34.00 762.86@34.00 [200.00-1540.00]

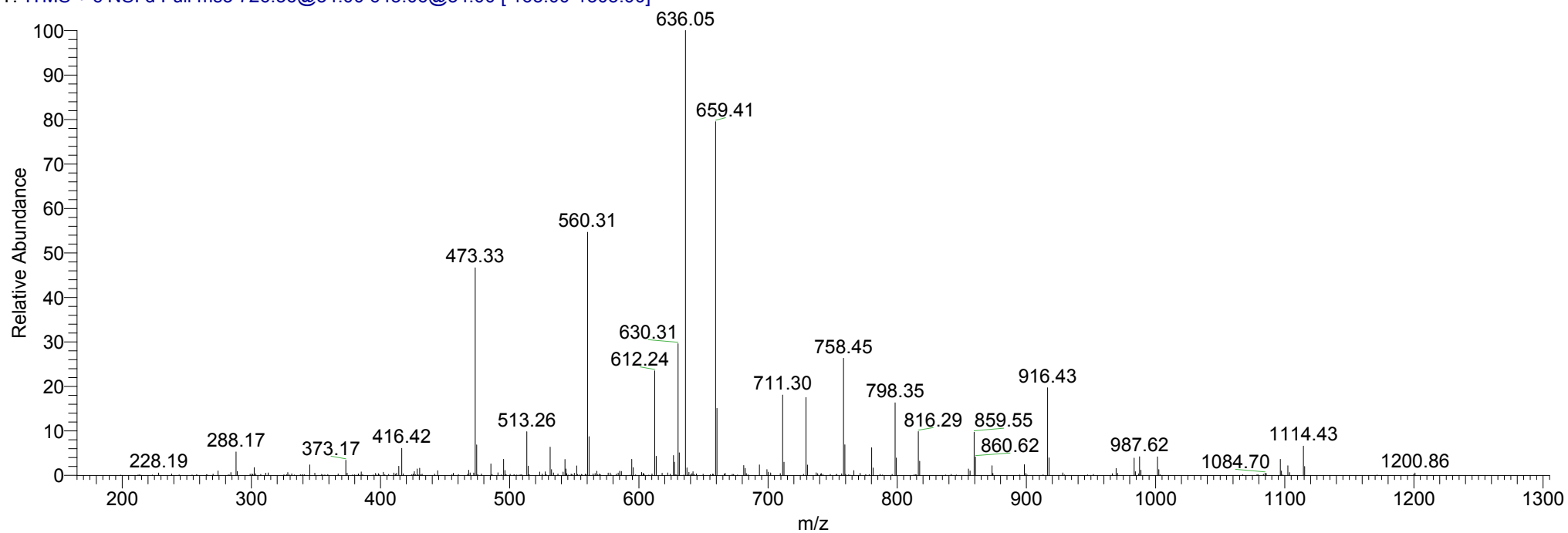


3/3/2006 4:15:54 PM digest030306

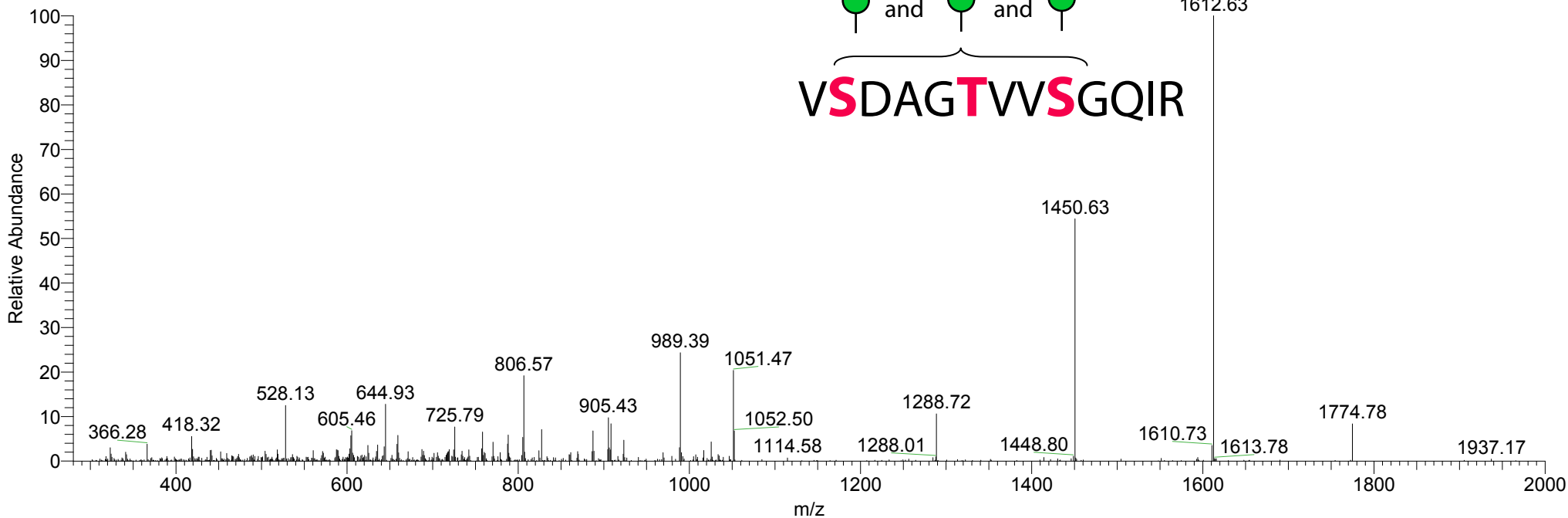
aDGdigest030306 #13637 RT: 67.36 AV: 1 NL: 5.53E4
T: ITMS + c NSI d Full ms2 726.56@34.00 [190.00-1465.00]



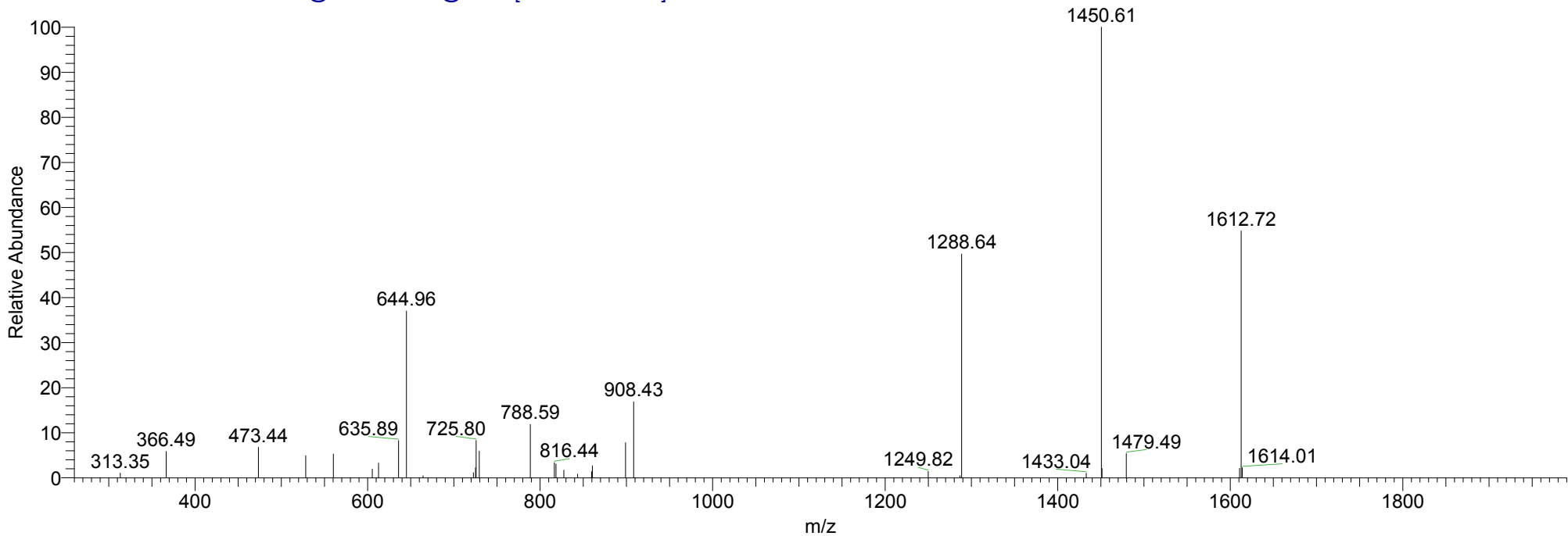
aDGdigest030306 #13638 RT: 67.37 AV: 1 NL: 7.39E3
T: ITMS + c NSI d Full ms3 726.56@34.00 645.06@34.00 [165.00-1305.00]



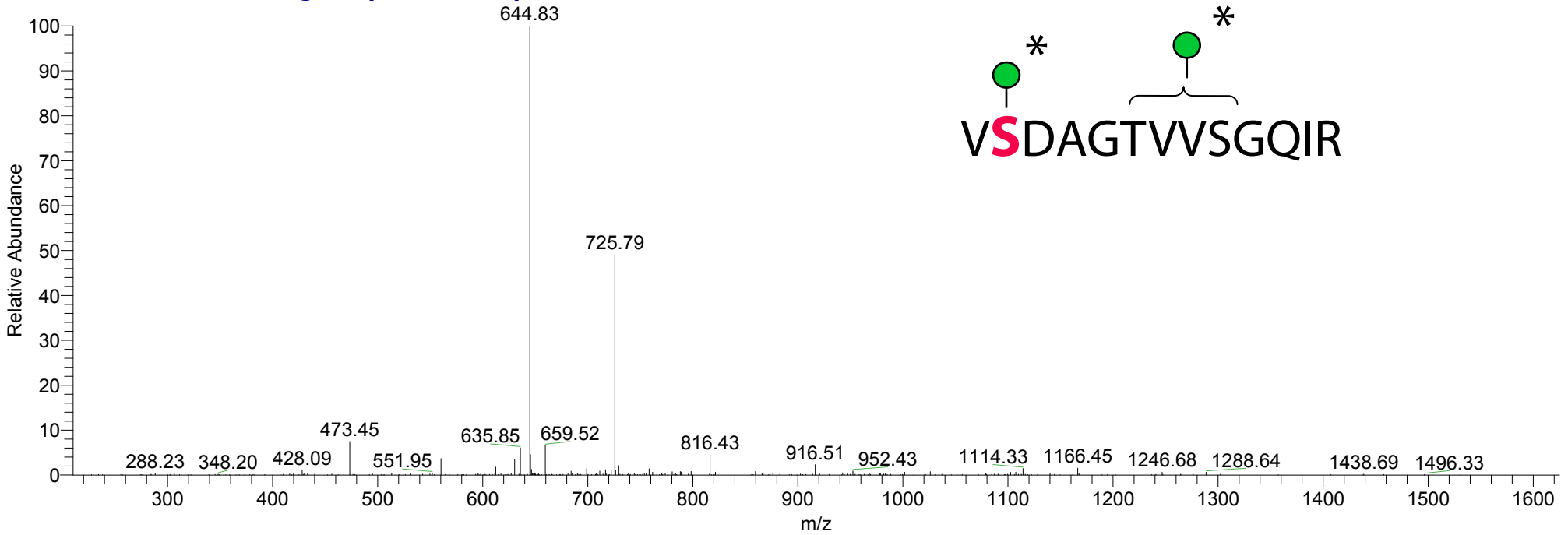
aDGdigest030306 #13090 RT: 64.66 AV: 1 NL: 5.41E3
T: ITMS + c NSI d Full ms2 1070.56@34.00 [280.00-2000.00]



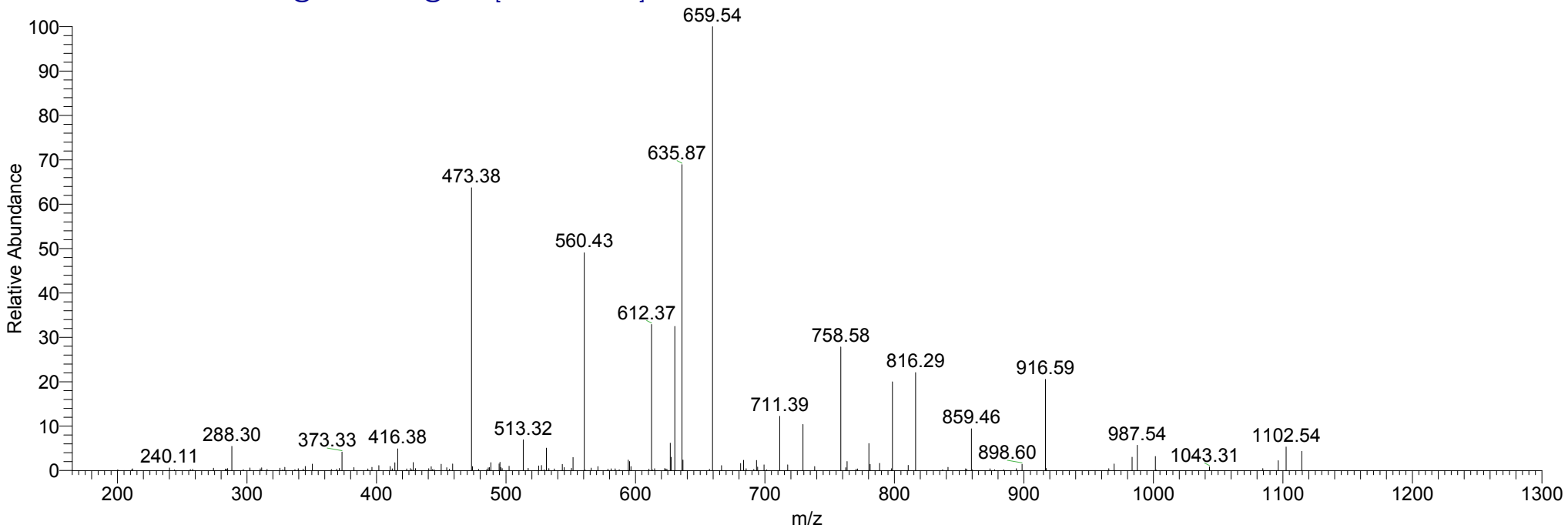
aDGdigest030306 #13091 RT: 64.67 AV: 1 NL: 3.98E2
T: ITMS + c NSI d Full ms3 1070.56@34.00 989.39@34.00 [260.00-1990.00]



aDGdigest030306 #12304 RT: 60.90 AV: 1 NL: 2.12E4
T: ITMS + c NSI d Full ms2 806.98@34.00 [210.00-1625.00]

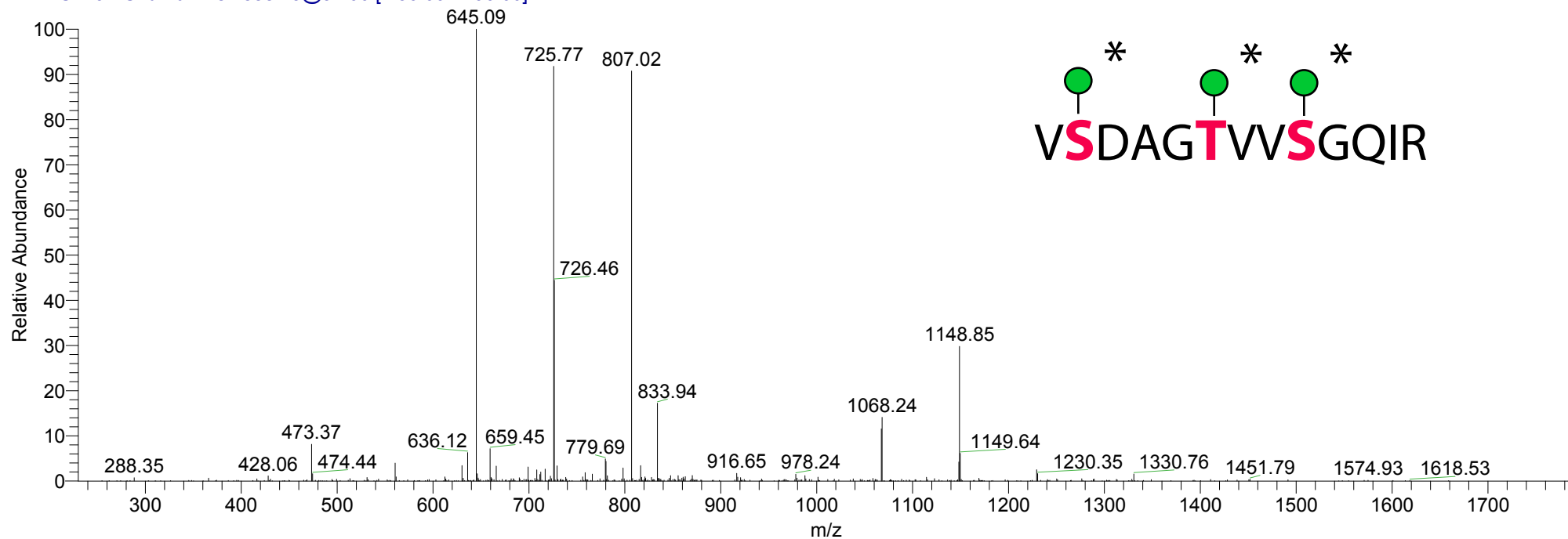


aDGdigest030306 #12305 RT: 60.90 AV: 1 NL: 2.31E3
T: ITMS + c NSI d Full ms3 806.98@34.00 644.83@34.00 [165.00-1300.00]

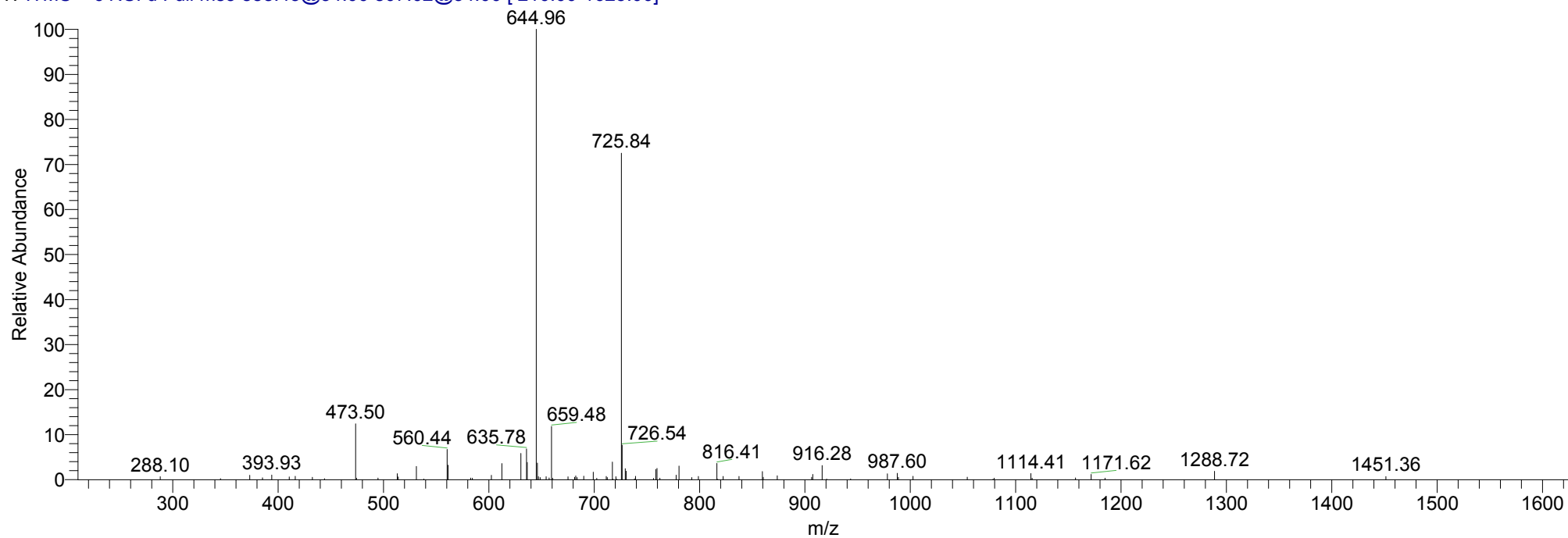


3/3/2006 4:15:54 PM digest030306

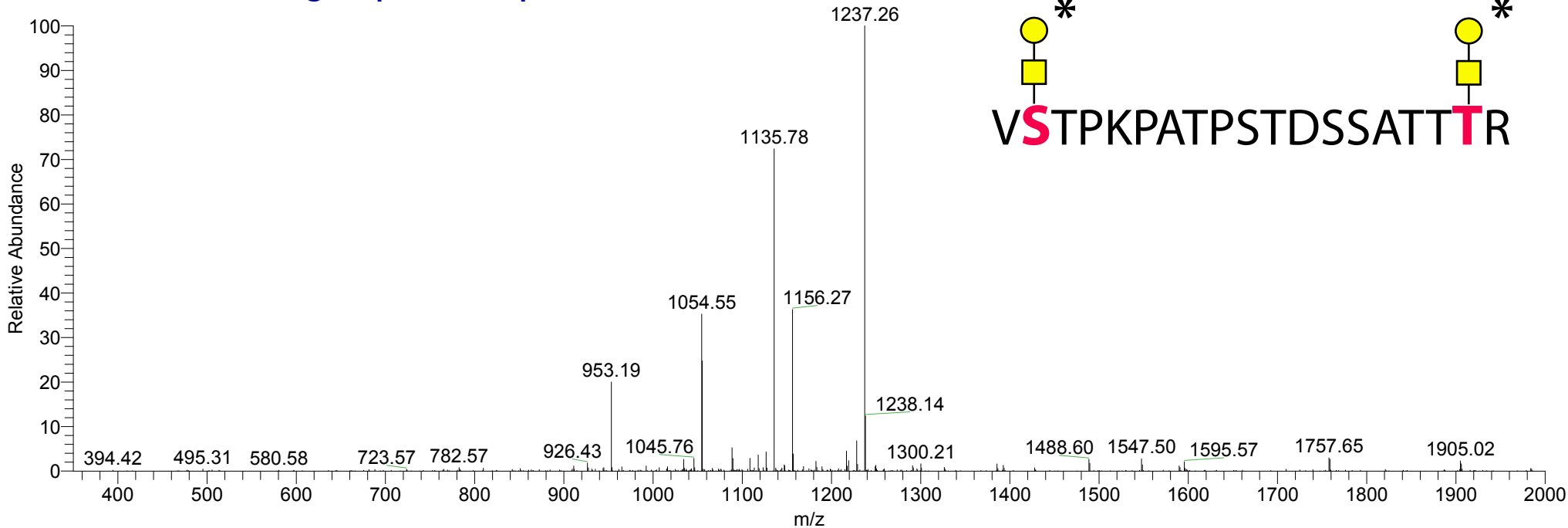
aDGdigest030306 #12084 RT: 59.84 AV: 1 NL: 1.31E4
T: ITMS + c NSI d Full ms2 888.43@34.00 [230.00-1790.00]



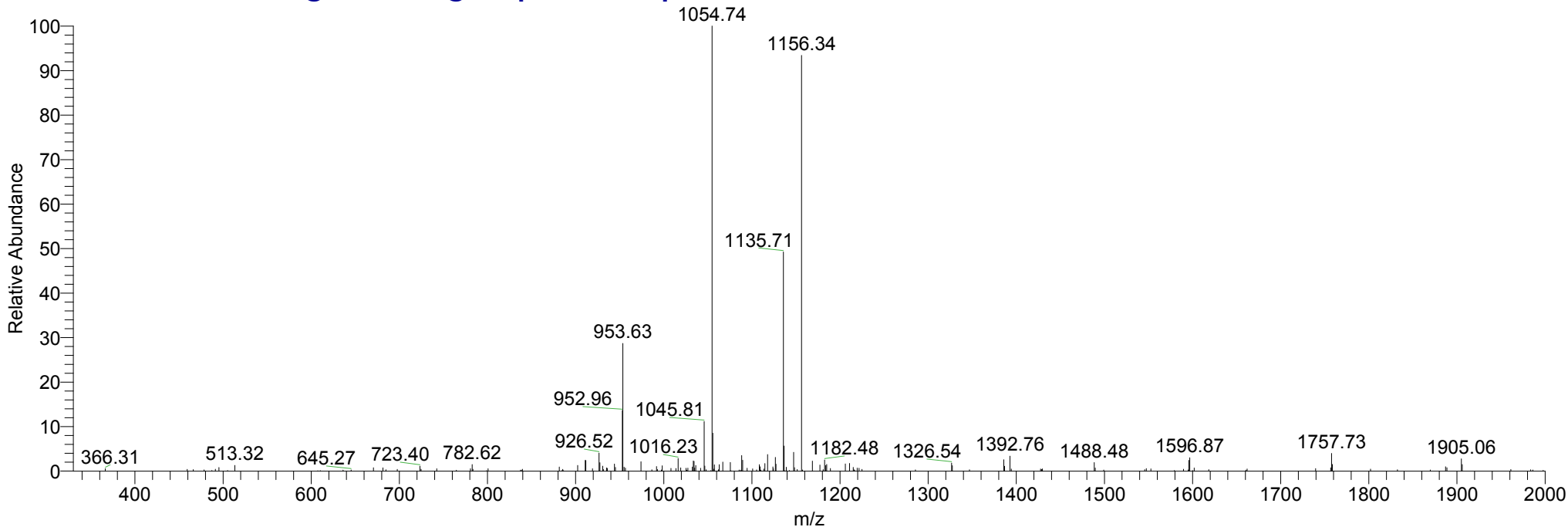
aDGdigest030306 #12085 RT: 59.84 AV: 1 NL: 2.83E3
T: ITMS + c NSI d Full ms3 888.43@34.00 807.02@34.00 [210.00-1625.00]



aDGdigest030306 #11582 RT: 57.39 AV: 1 NL: 1.18E4
T: ITMS + c NSI d Full ms2 1318.28@34.00 [350.00-2000.00]

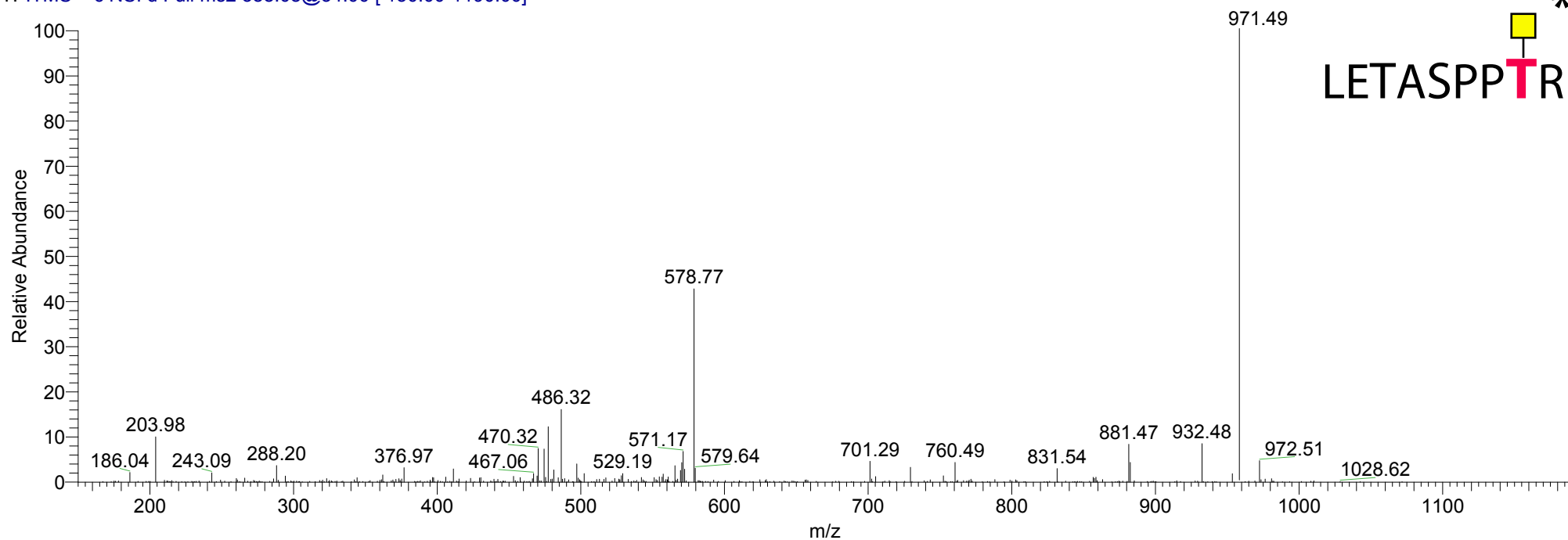


aDGdigest030306 #11583 RT: 57.40 AV: 1 NL: 2.48E3
T: ITMS + c NSI d Full ms3 1318.28@34.00 1237.26@34.00 [330.00-2000.00]



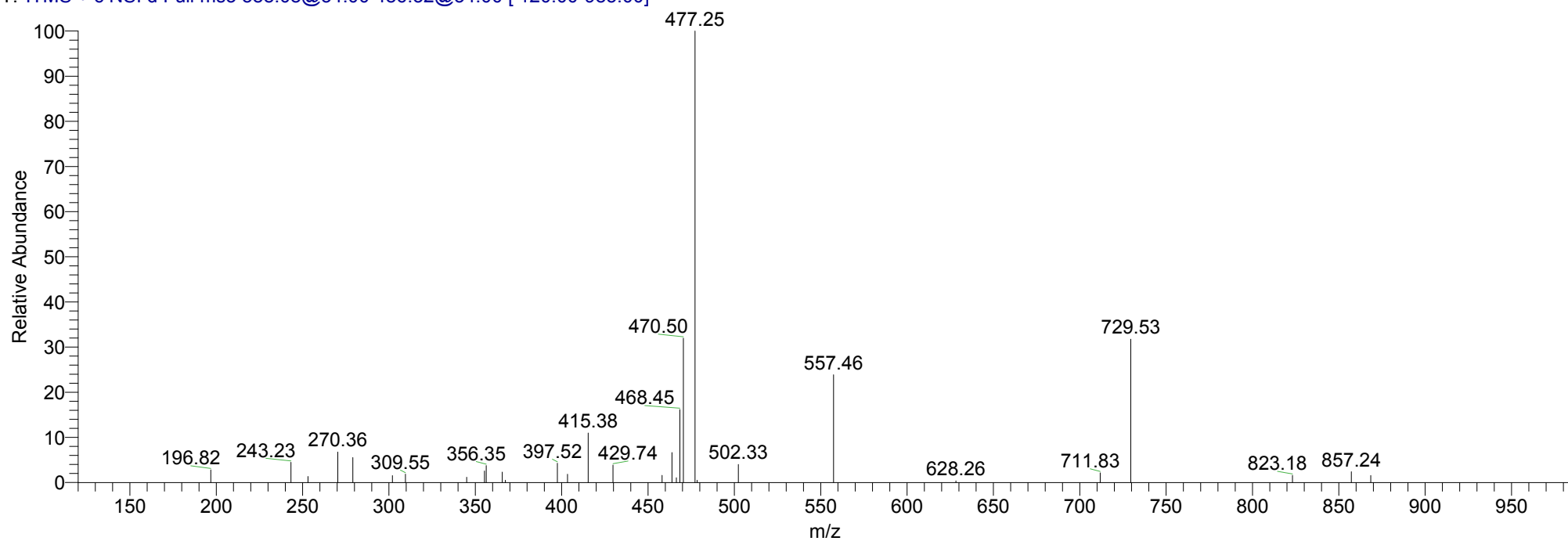
3/3/2006 4:15:54 PM digest030306

aDGdigest030306 #10838 RT: 53.92 AV: 1 NL: 9.99E3
T: ITMS + c NSI d Full ms2 588.08@34.00 [150.00-1190.00]

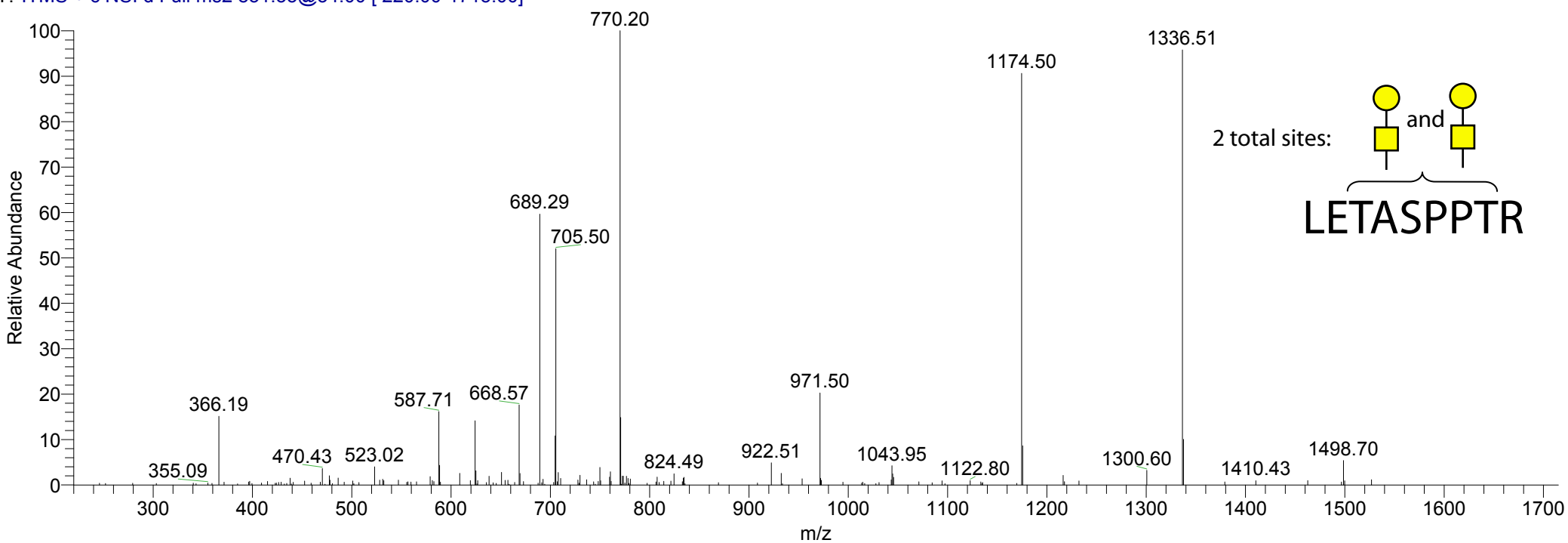


LETASPPTR*

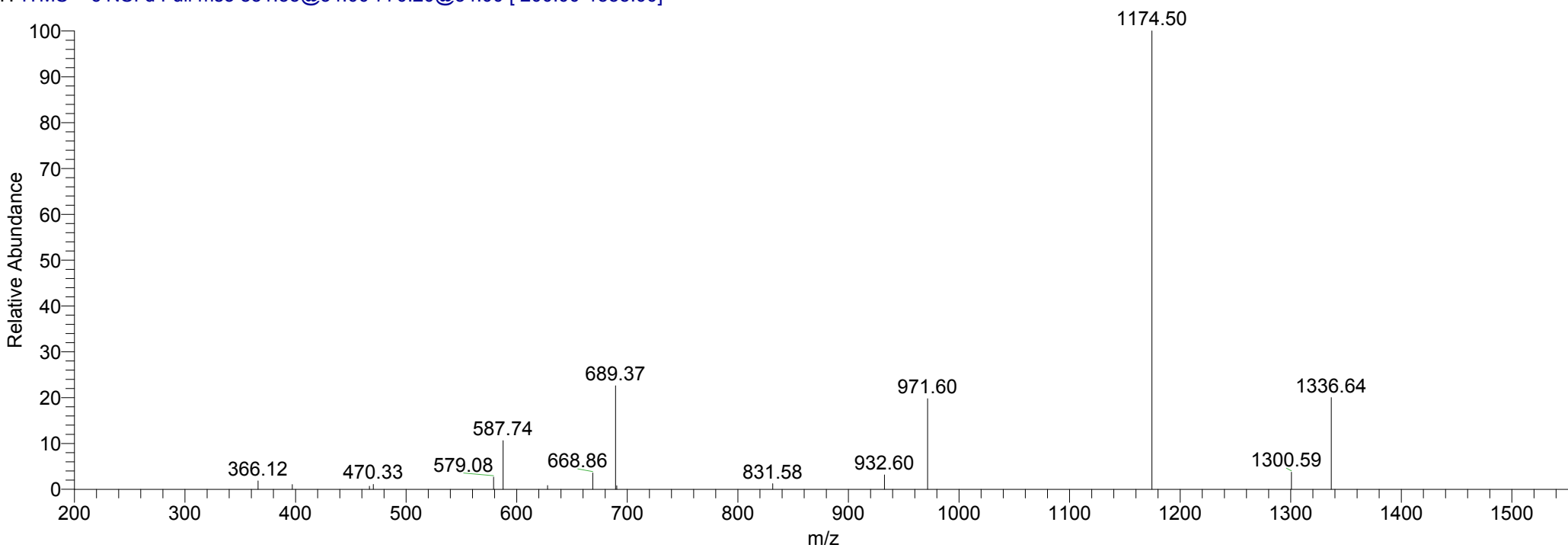
aDGdigest030306 #10839 RT: 53.92 AV: 1 NL: 6.63E2
T: ITMS + c NSI d Full ms3 588.08@34.00 486.32@34.00 [120.00-985.00]



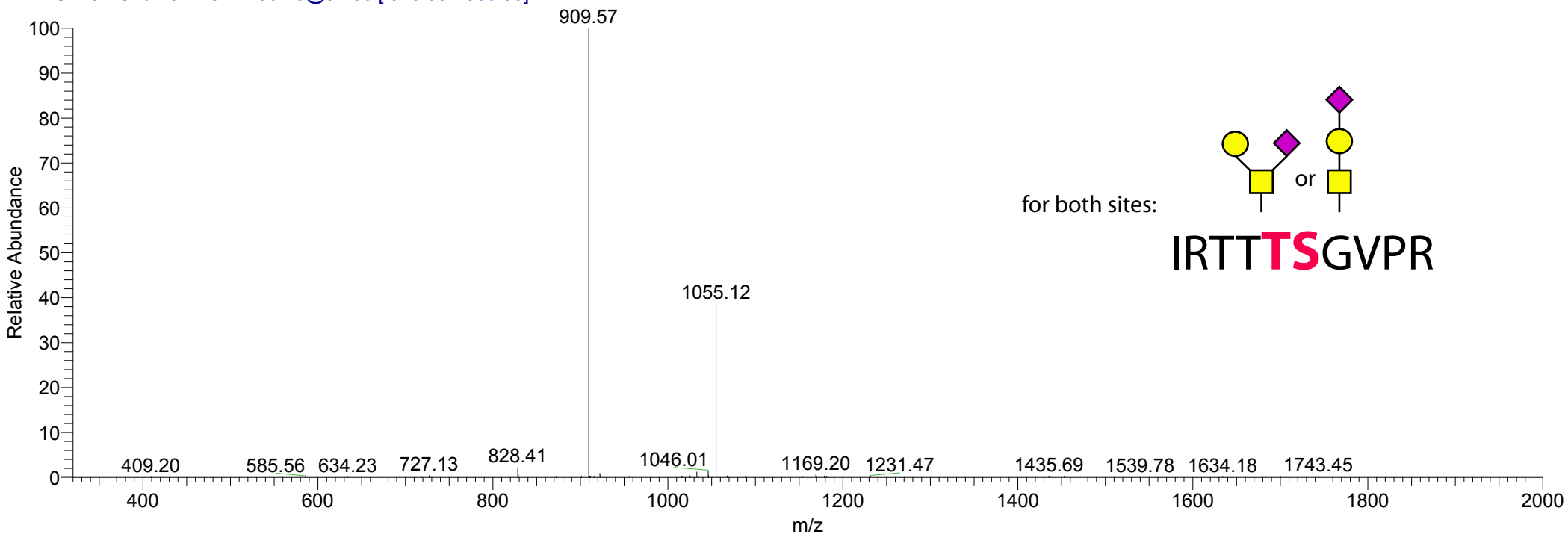
ADG-lysc-urea-tryp #9715 RT: 50.38 AV: 1 NL: 1.09E3
T: ITMS + c NSI d Full ms2 851.55@34.00 [220.00-1715.00]



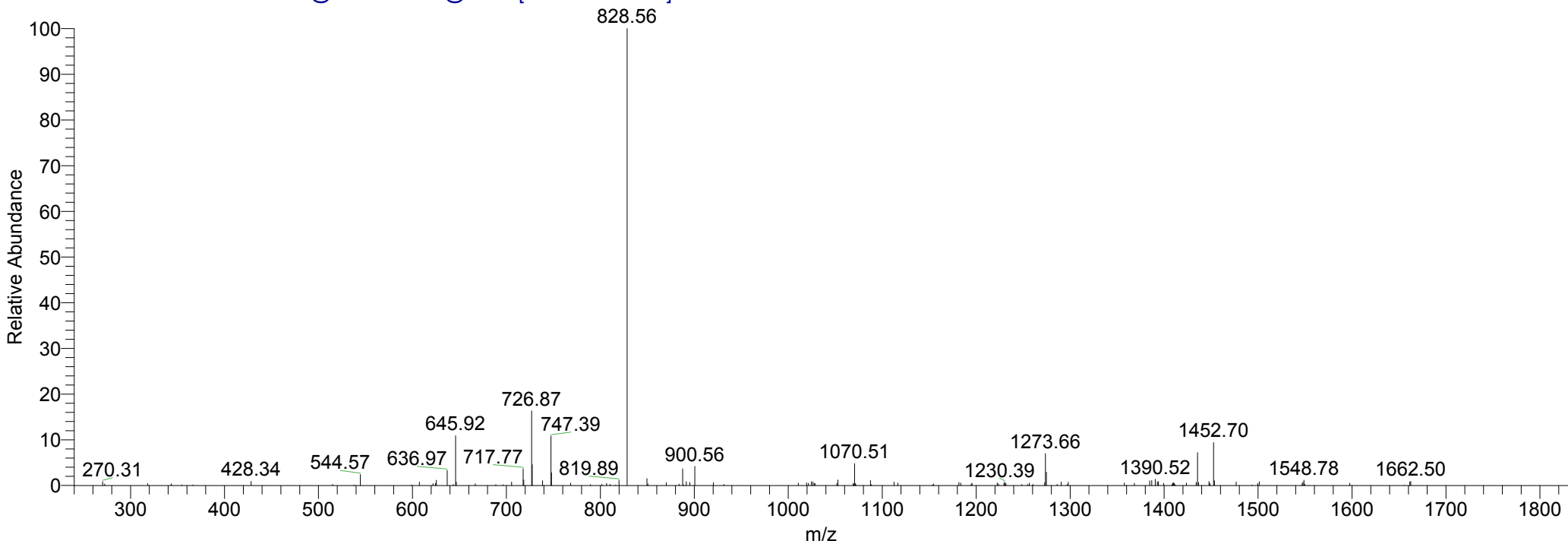
ADG-lysc-urea-tryp #9716 RT: 50.39 AV: 1 NL: 3.03E2
T: ITMS + c NSI d Full ms3 851.55@34.00 770.20@34.00 [200.00-1555.00]




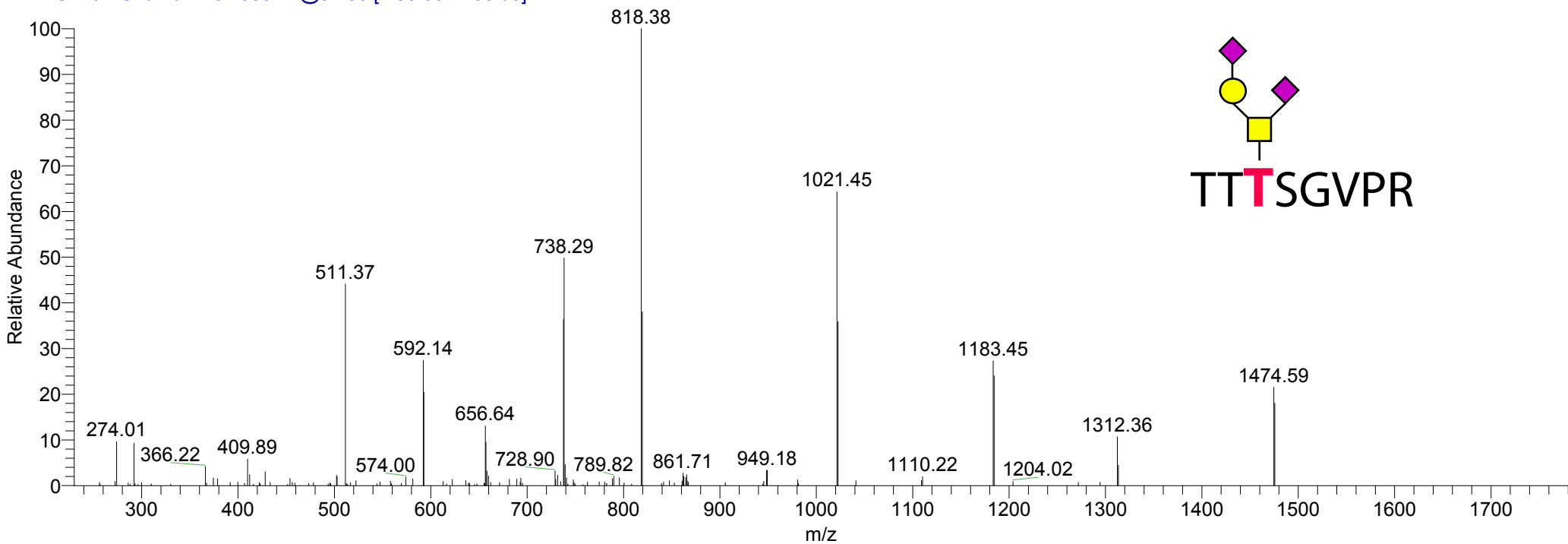
ADG-lysc-urea-tryp #9672 RT: 50.15 AV: 1 NL: 9.19E3
T: ITMS + c NSI d Full ms2 1200.78@34.00 [320.00-2000.00]



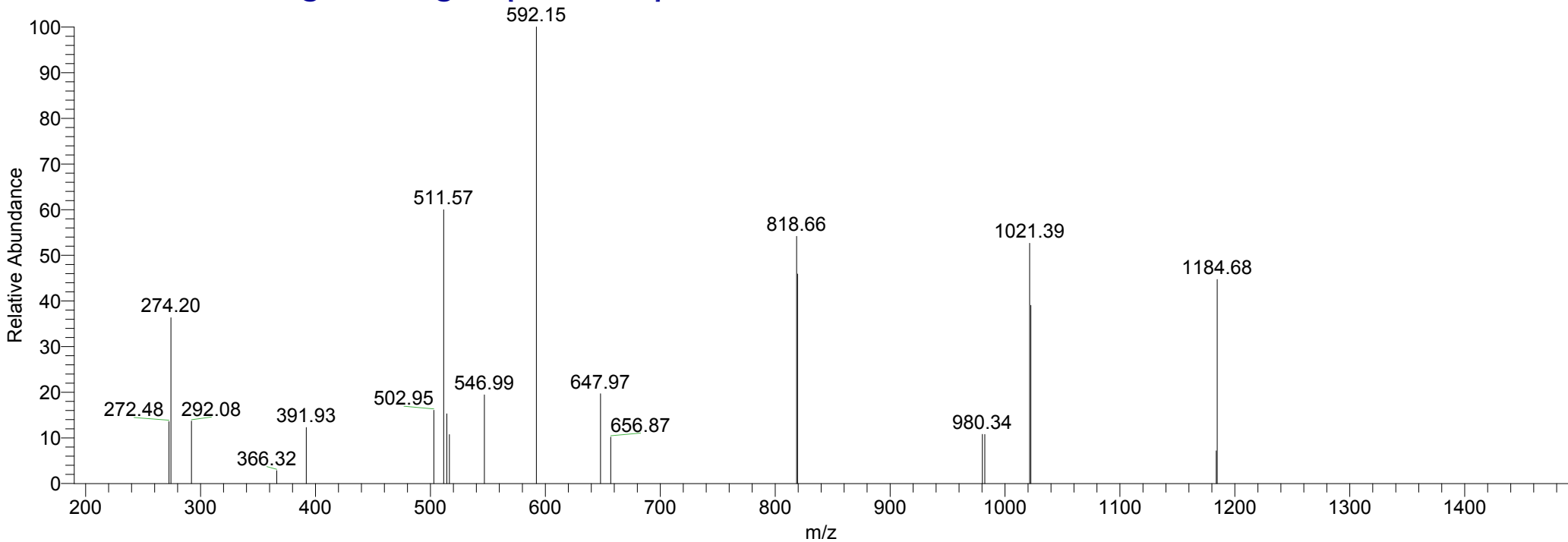
ADG-lysc-urea-tryp #9673 RT: 50.16 AV: 1 NL: 2.13E3
T: ITMS + c NSI d Full ms3 1200.78@34.00 909.57@34.00 [240.00-1830.00]



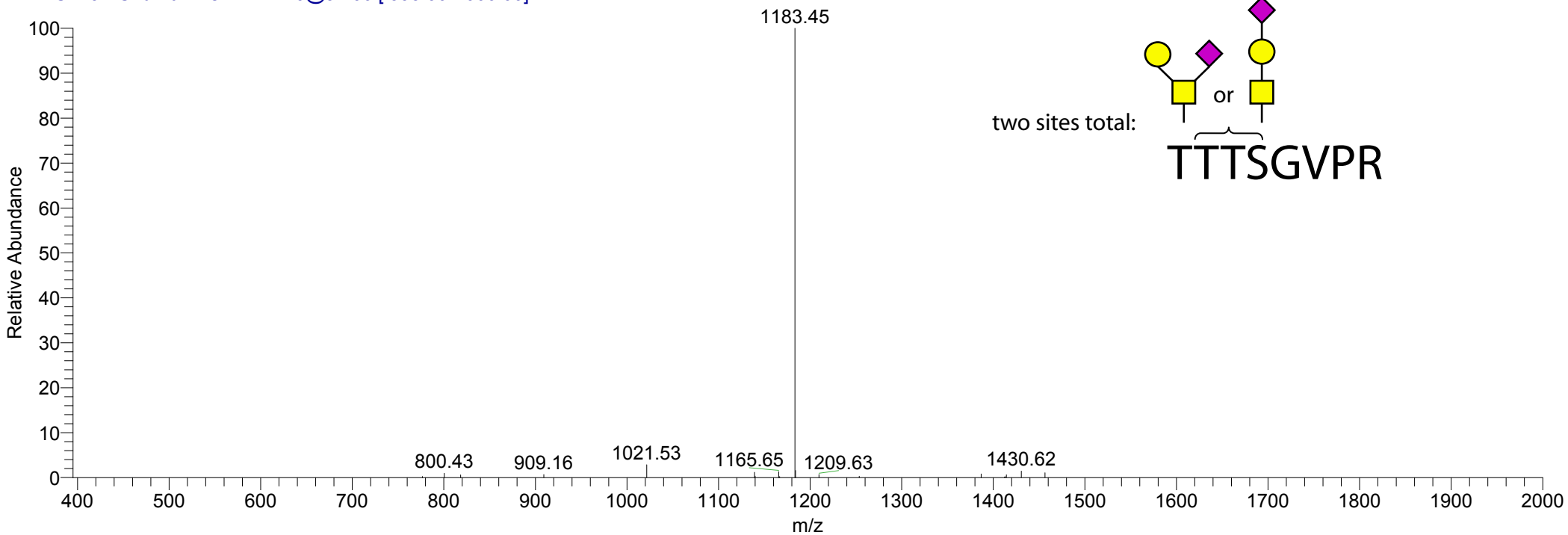
ADG-lysc-urea-tryp #9493 RT: 49.22 AV: 1 NL: 1.28E3
T: ITMS + c NSI d Full ms2 883.44@34.00 [230.00-1780.00]



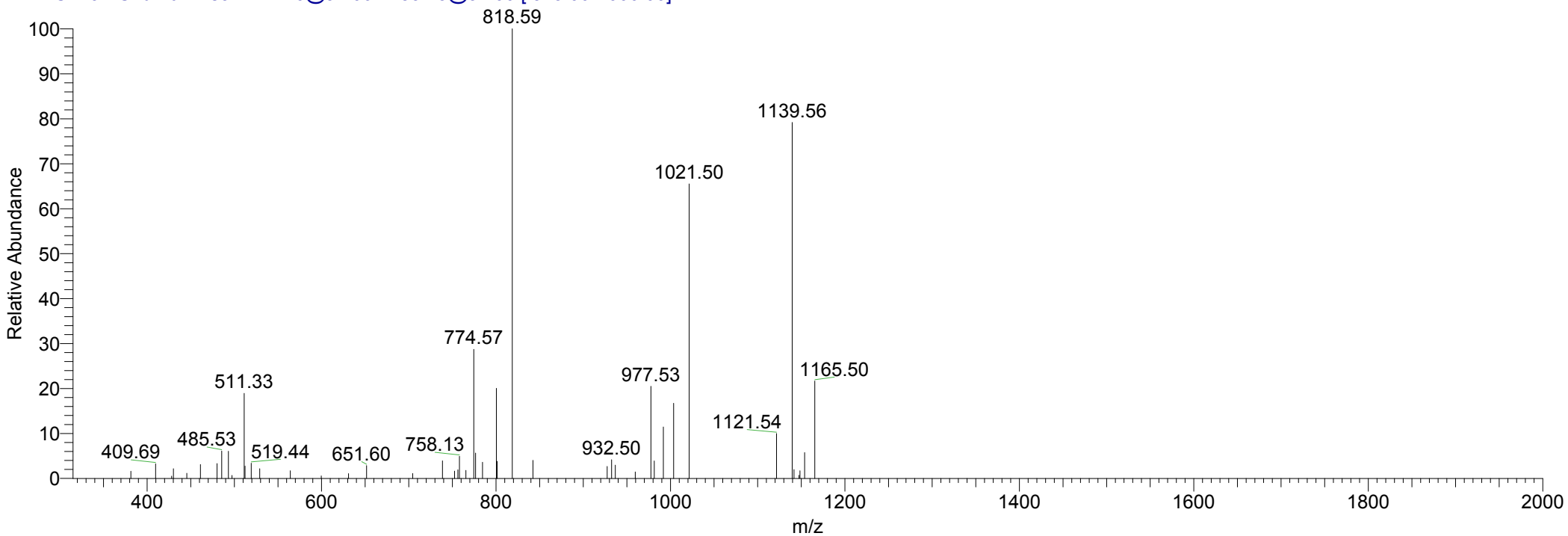
ADG-lysc-urea-tryp #9494 RT: 49.22 AV: 1 NL: 6.06E1
T: ITMS + c NSI d Full ms3 883.44@34.00 738.29@34.00 [190.00-1490.00]



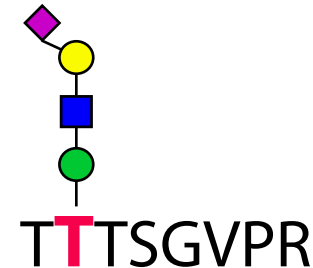
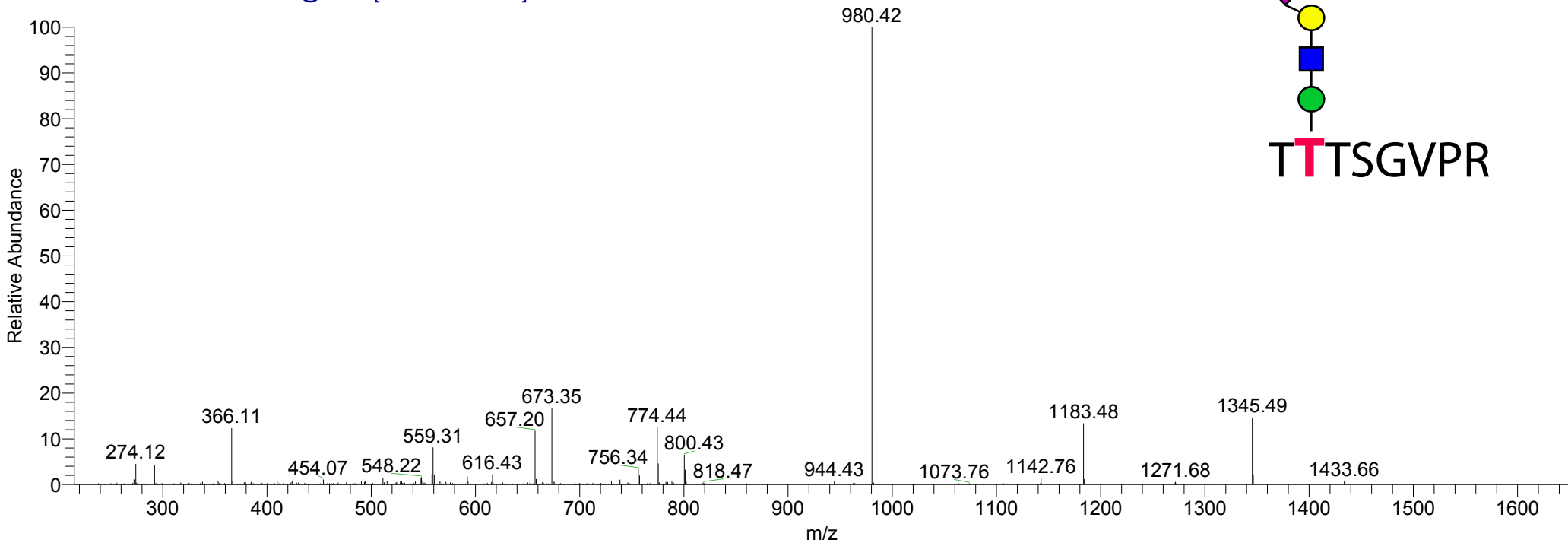
ADG-lysc-urea-tryp #8624 RT: 44.73 AV: 1 NL: 1.89E3
T: ITMS + c NSI d Full ms2 1474.46@34.00 [395.00-2000.00]



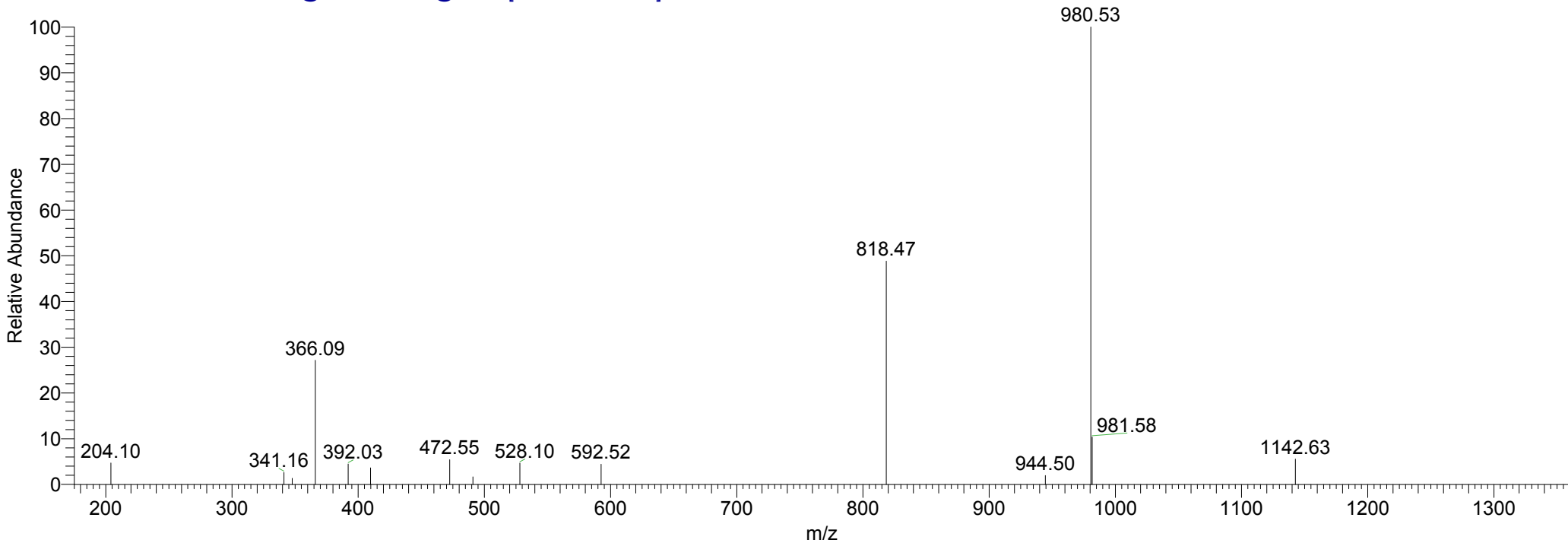
ADG-lysc-urea-tryp #8625 RT: 44.74 AV: 1 NL: 2.59E2
T: ITMS + c NSI d Full ms3 1474.46@34.00 1183.45@34.00 [315.00-2000.00]



ADG-lysc-urea-tryp #8147 RT: 42.23 AV: 1 NL: 5.27E3
T: ITMS + c NSI d Full ms2 819.25@34.00 [215.00-1650.00]

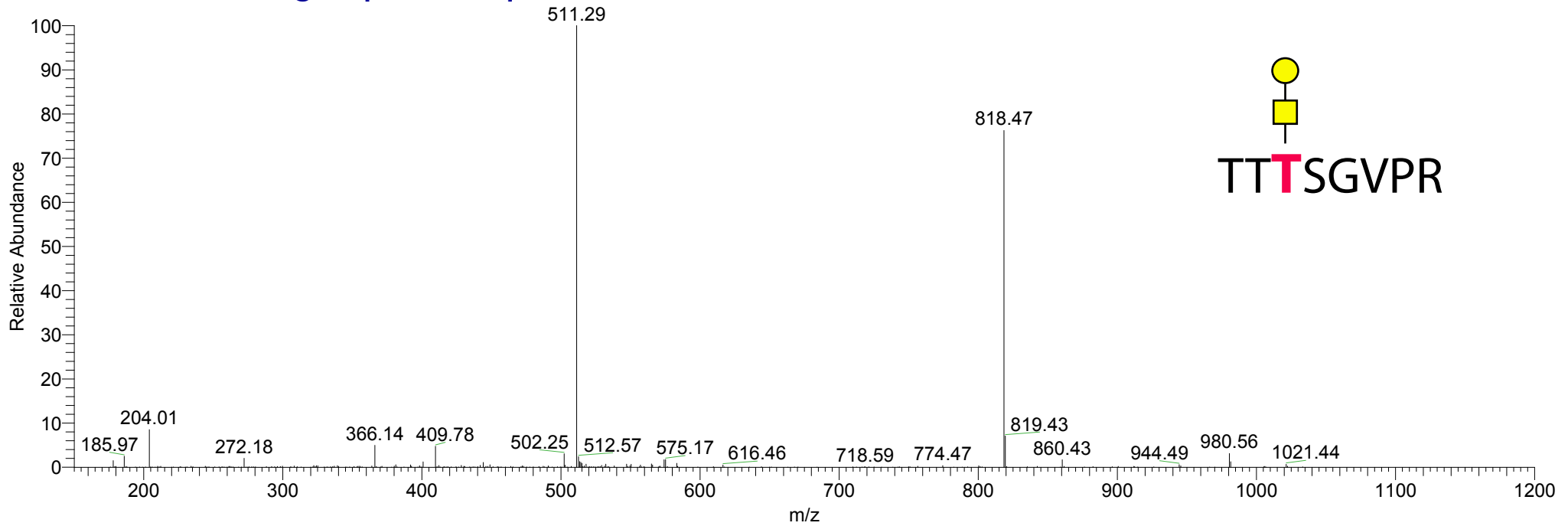


ADG-lysc-urea-tryp #8148 RT: 42.24 AV: 1 NL: 2.66E2
T: ITMS + c NSI d Full ms3 819.25@34.00 673.35@34.00 [175.00-1360.00]

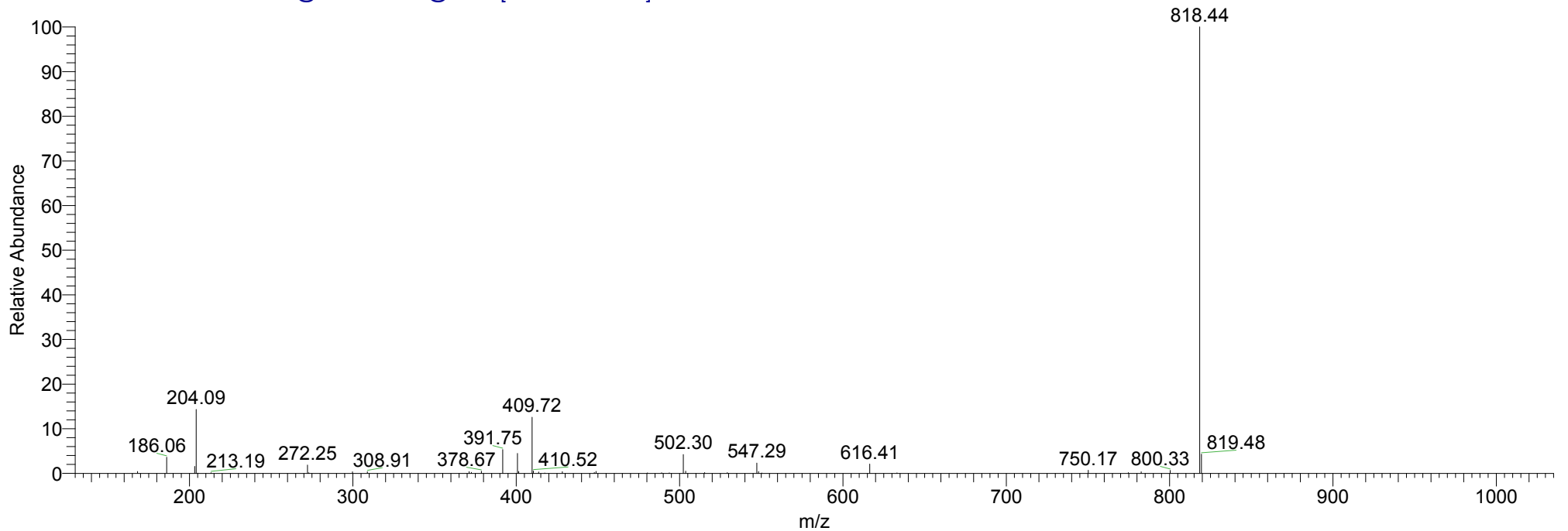


1/2/2007 2:49:33 PM -lysc-urea-tryp

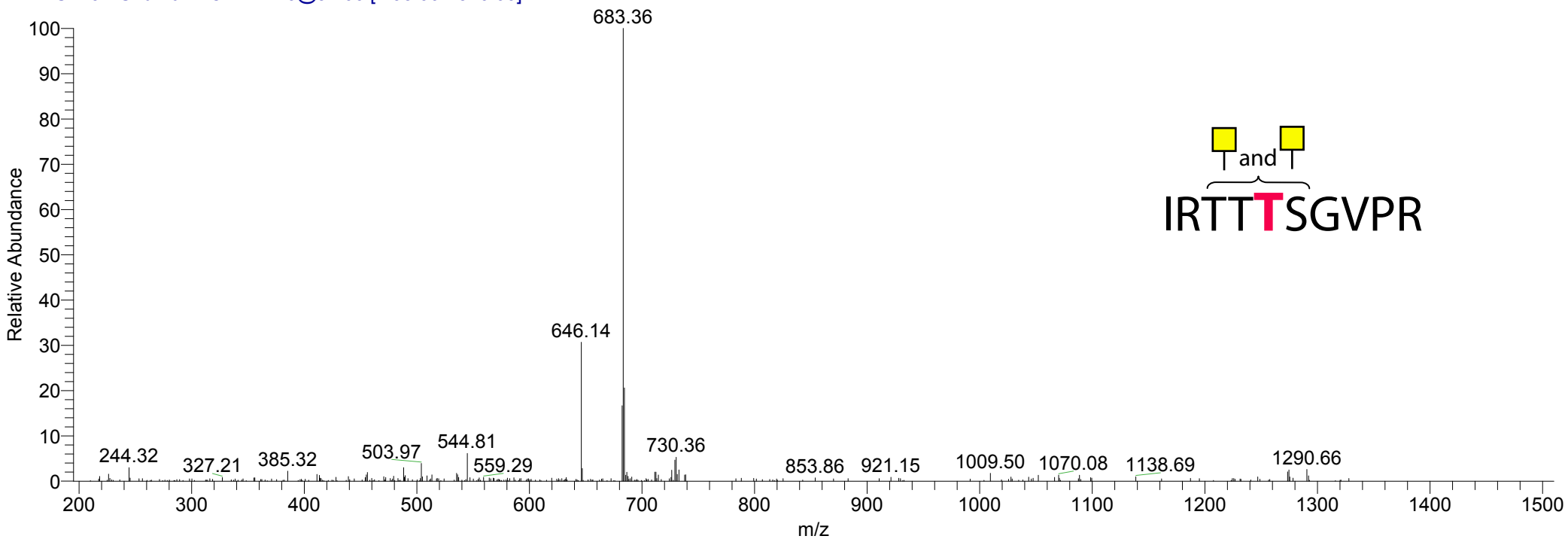
aDG-lysc-urea-tryp #2480 RT: 12.68 AV: 1 NL: 1.04E4
T: ITMS + c NSI d Full ms2 592.53@34.00 [150.00-1200.00]



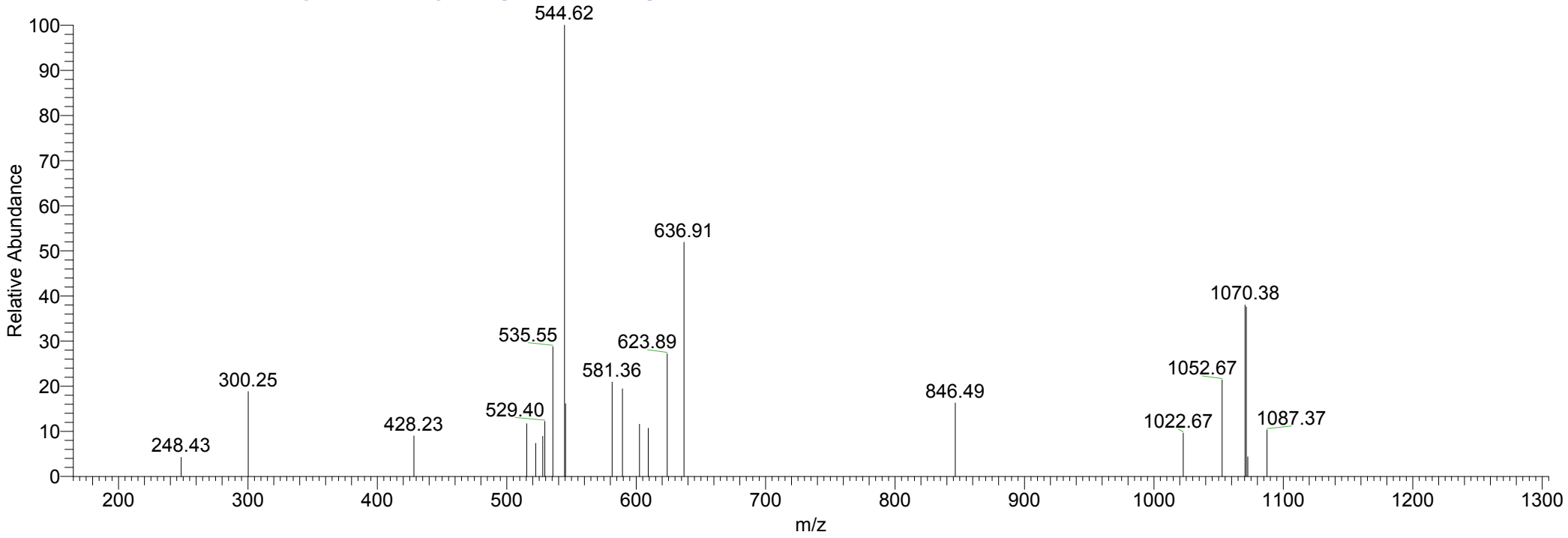
aDG-lysc-urea-tryp #2481 RT: 12.69 AV: 1 NL: 4.43E3
T: ITMS + c NSI d Full ms3 592.53@34.00 511.29@34.00 [130.00-1035.00]



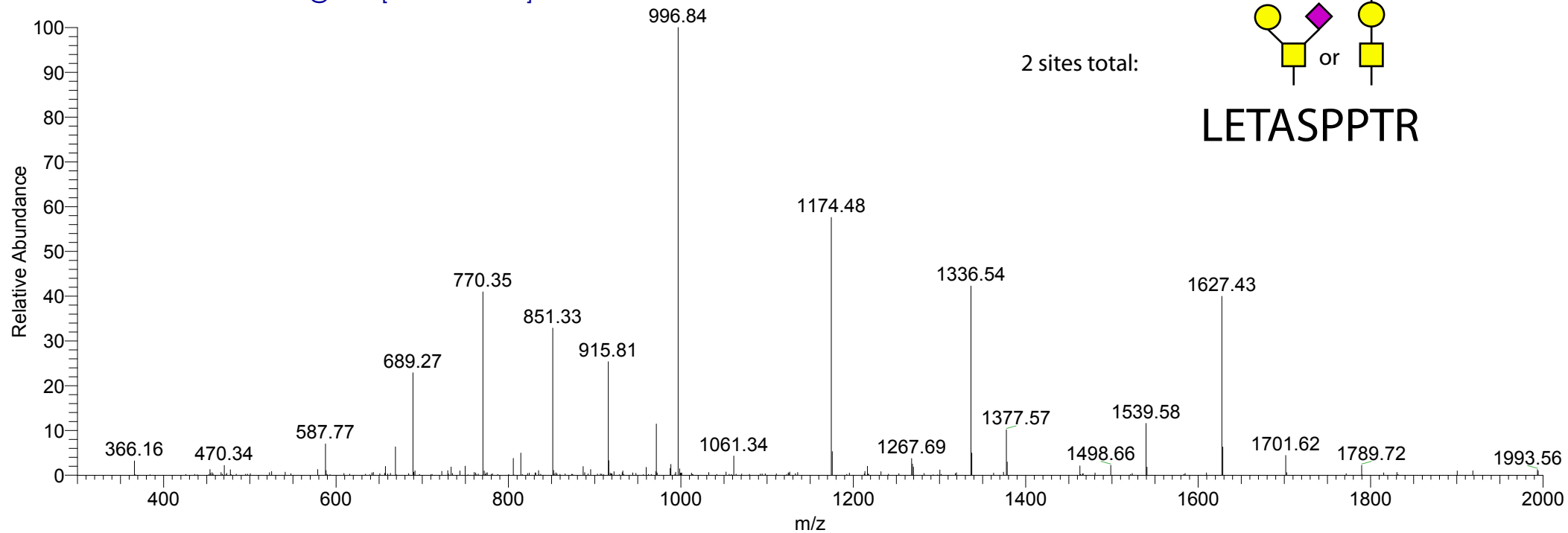
ADG-lysc-urea-tryp #12525 RT: 64.86 AV: 1 NL: 1.97E3
T: ITMS + c NSI d Full ms2 747.76@34.00 [195.00-1510.00]



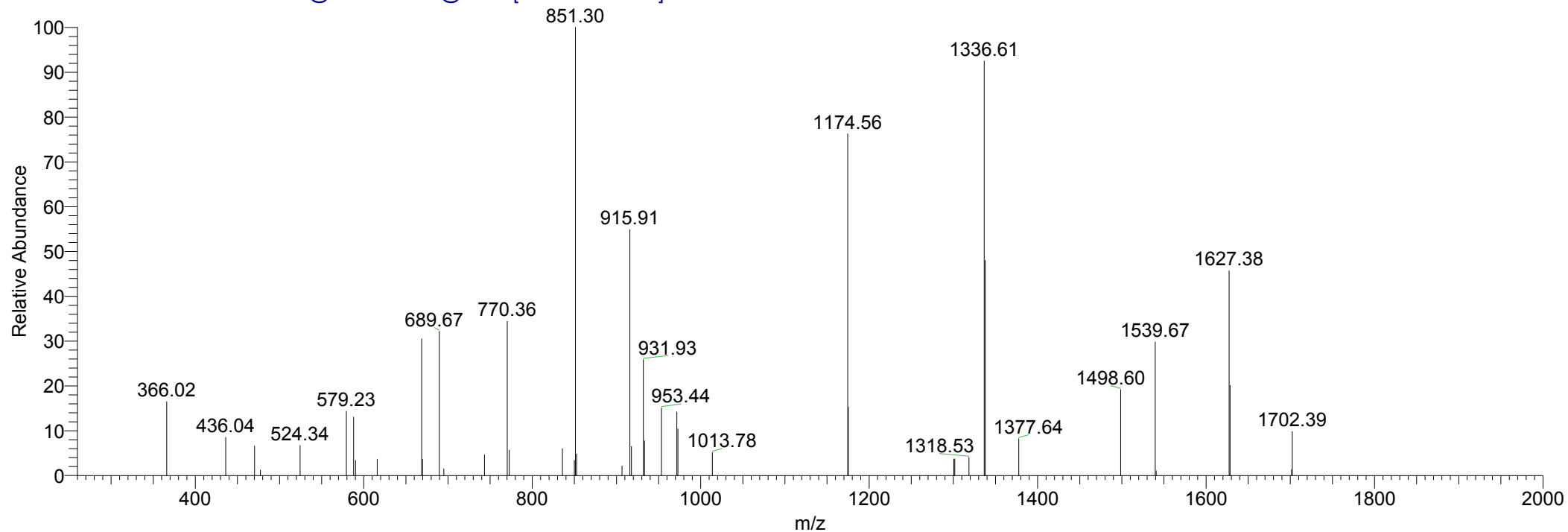
ADG-lysc-urea-tryp #12526 RT: 64.86 AV: 1 NL: 4.50E1
T: ITMS + c NSI d Full ms3 747.76@34.00 646.14@34.00 [165.00-1305.00]



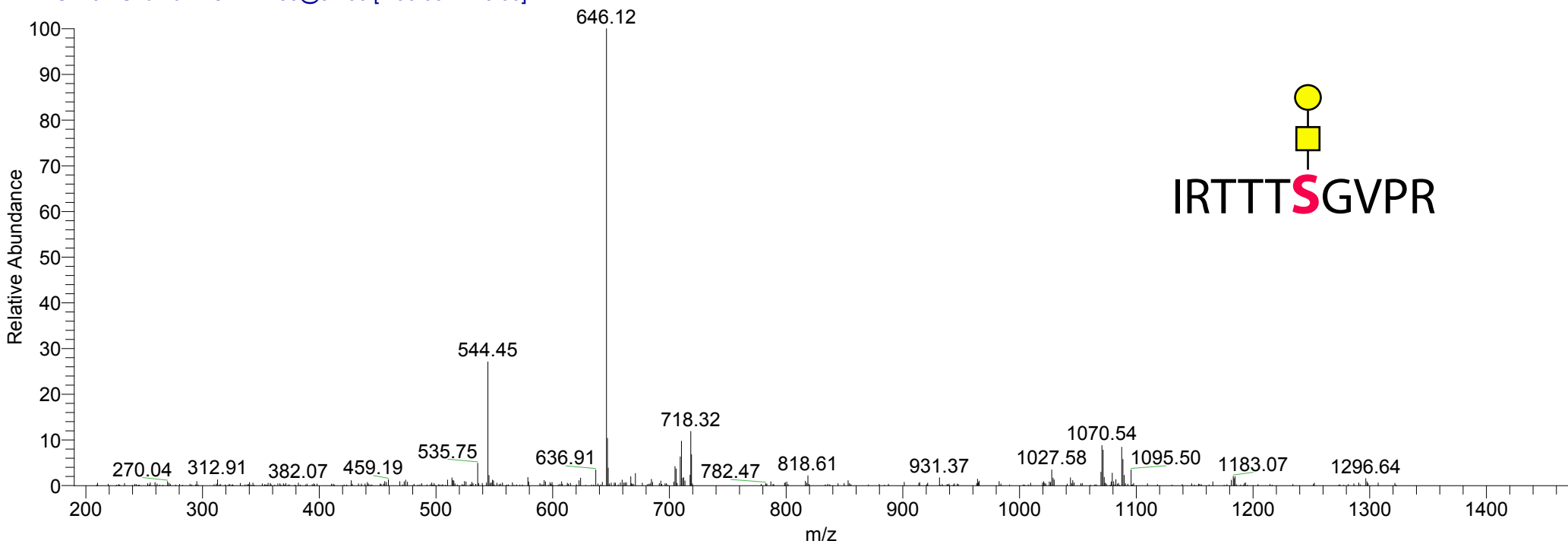
aDG-lysc-urea-tryp #11306 RT: 58.61 AV: 1 NL: 2.28E3
T: ITMS + c NSI d Full ms2 1142.81@34.00 [300.00-2000.00]



aDG-lysc-urea-tryp #11307 RT: 58.62 AV: 1 NL: 1.24E2
T: ITMS + c NSI d Full ms3 1142.81@34.00 996.84@34.00 [260.00-2000.00]

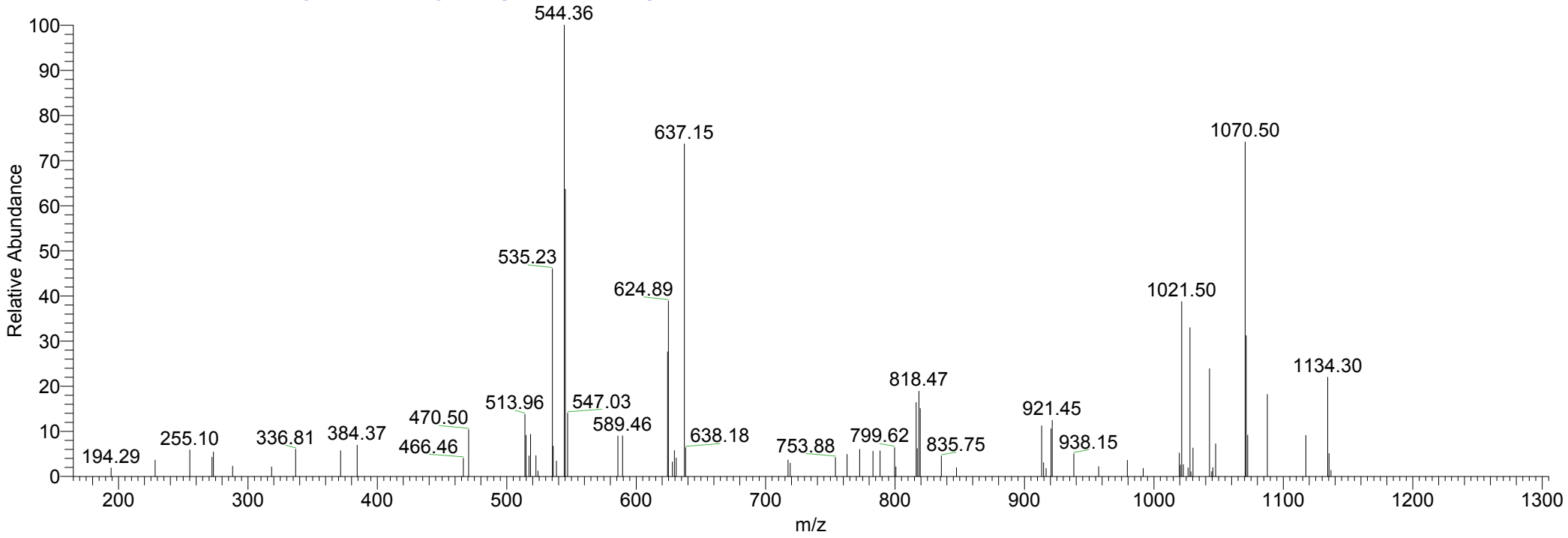


ADG-lysc-urea-tryp #11208 RT: 58.10 AV: 1 NL: 2.43E3
T: ITMS + c NSI d Full ms2 727.55@34.00 [190.00-1470.00]

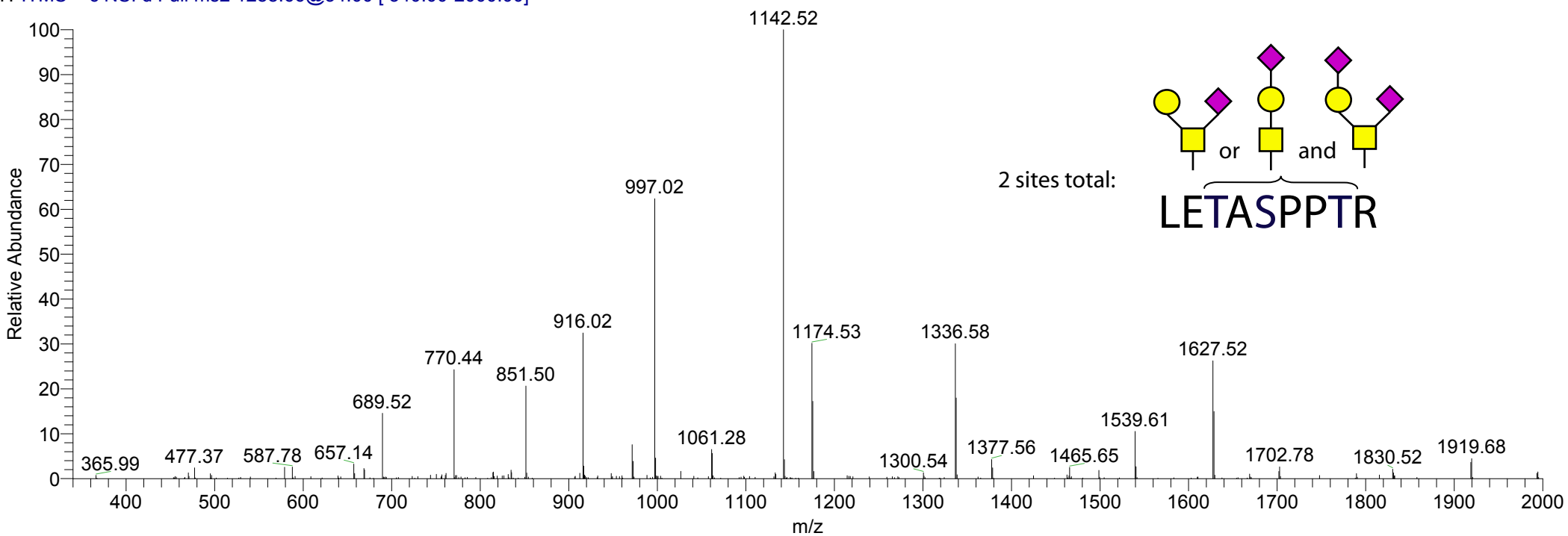


IRTTTSGVPR

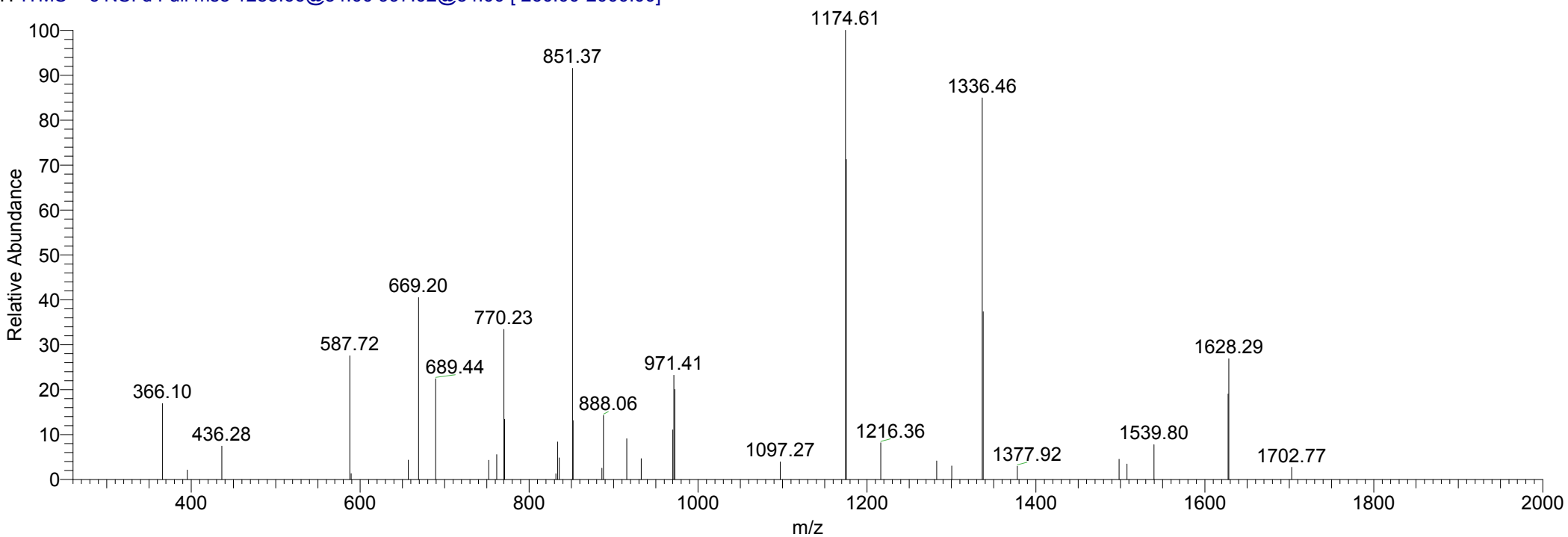
ADG-lysc-urea-tryp #11209 RT: 58.11 AV: 1 NL: 1.33E2
T: ITMS + c NSI d Full ms3 727.55@34.00 646.12@34.00 [165.00-1305.00]




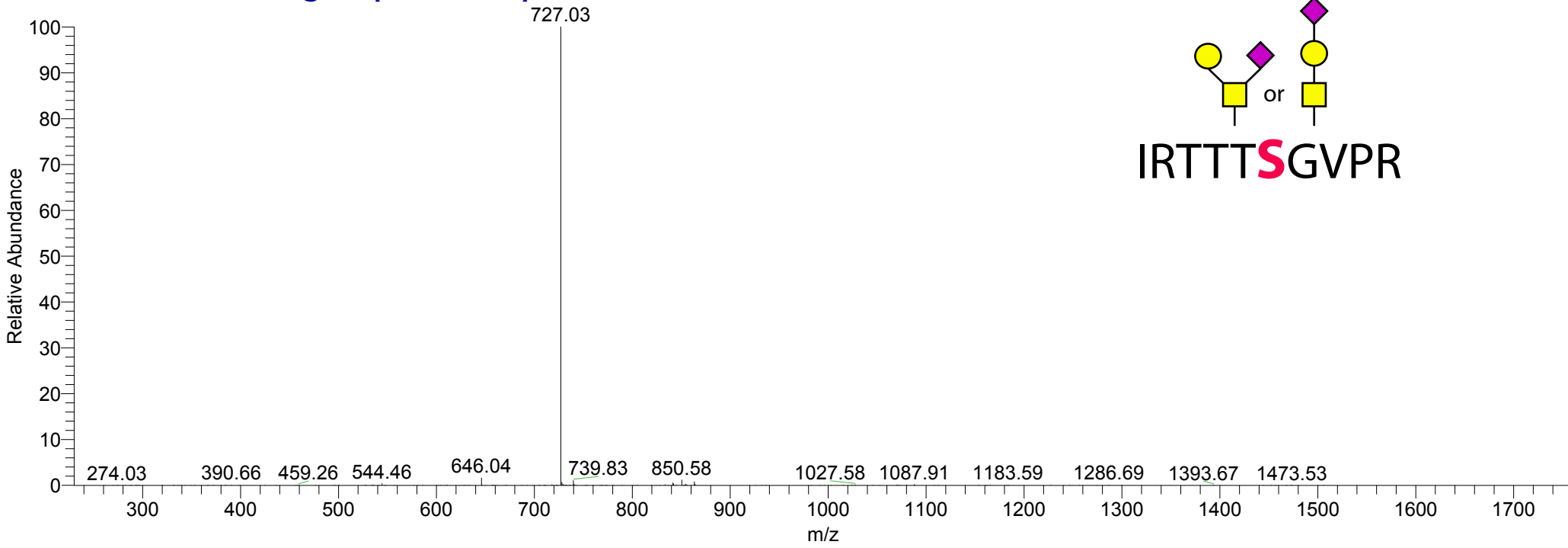
ADG-lysc-urea-tryp #11081 RT: 57.45 AV: 1 NL: 2.94E3
T: ITMS + c NSI d Full ms2 1288.66@34.00 [340.00-2000.00]



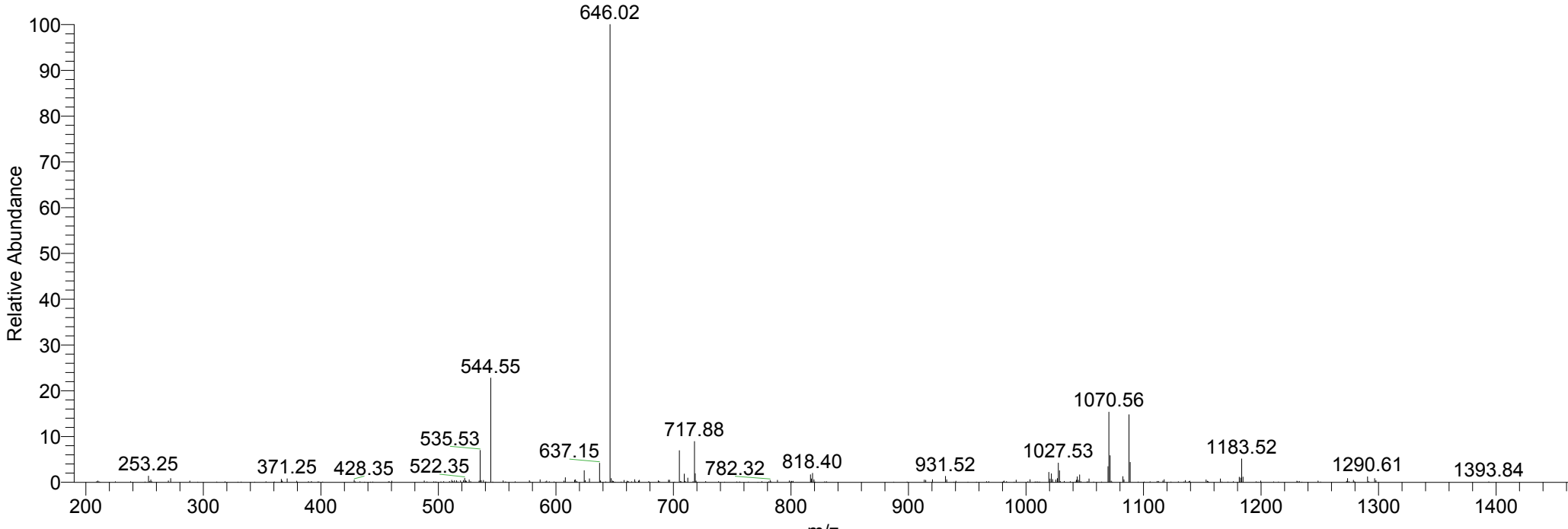
ADG-lysc-urea-tryp #11082 RT: 57.45 AV: 1 NL: 1.42E2
T: ITMS + c NSI d Full ms3 1288.66@34.00 997.02@34.00 [260.00-2000.00]



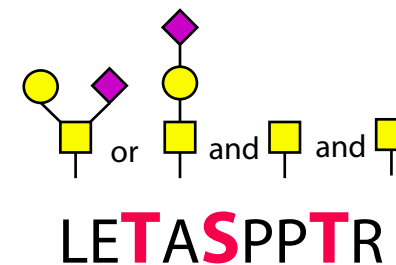
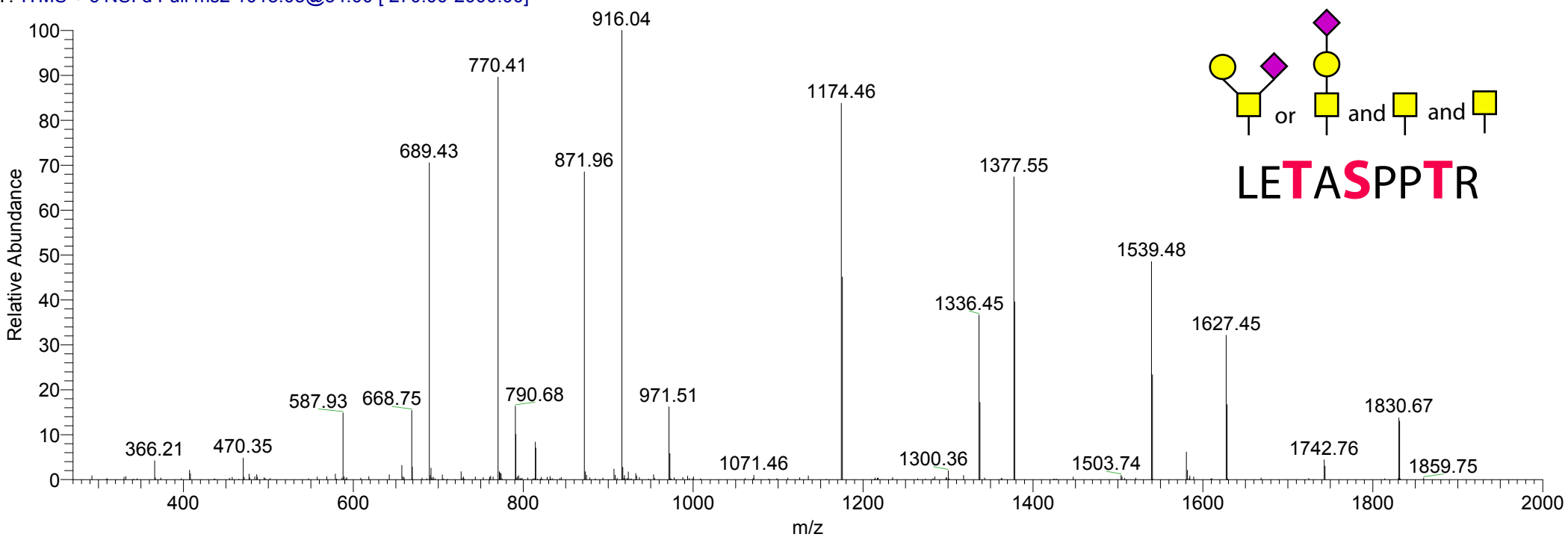
aDG-lysc-urea-tryp #11071 RT: 57.39 AV: 1 NL: 4.09E4
T: ITMS + c NSI d Full ms2 872.67@34.00 [230.00-1760.00]



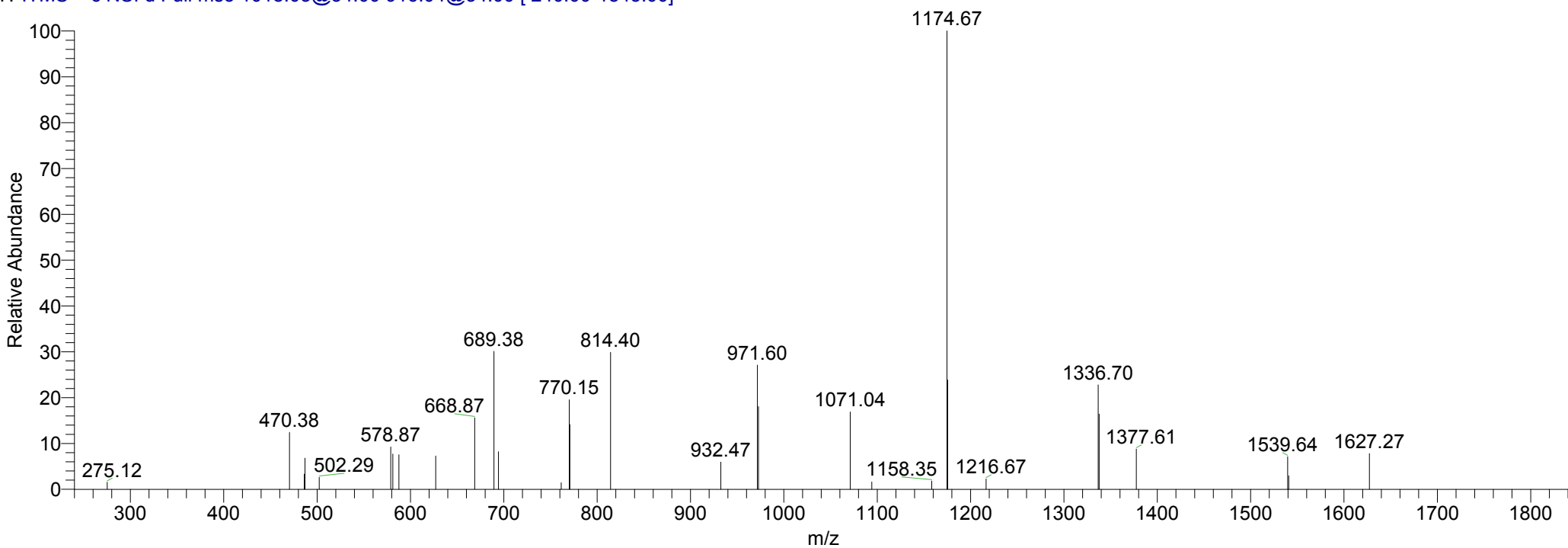
aDG-lysc-urea-tryp #11072 RT: 57.40 AV: 1 NL: 6.30E3
T: ITMS + c NSI d Full ms3 872.67@34.00 727.03@34.00 [190.00-1465.00]



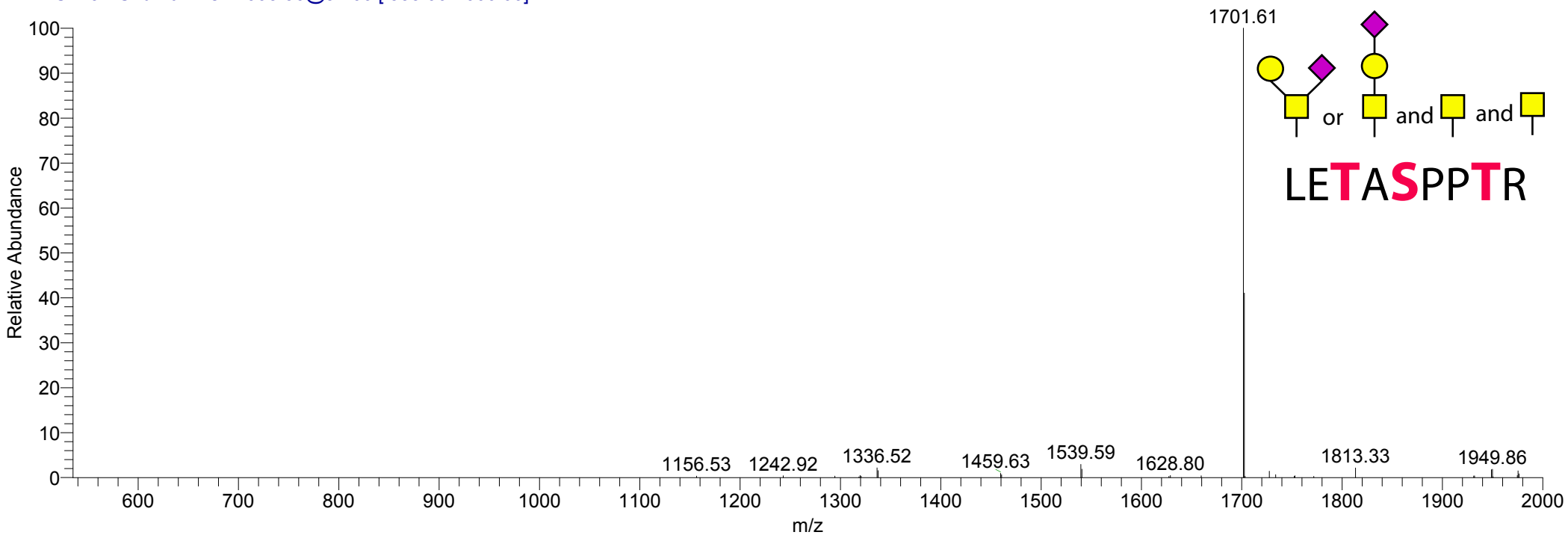
ADG-lysc-urea-tryp #10823 RT: 56.12 AV: 1 NL: 5.41E3
T: ITMS + c NSI d Full ms2 1018.03@34.00 [270.00-2000.00]



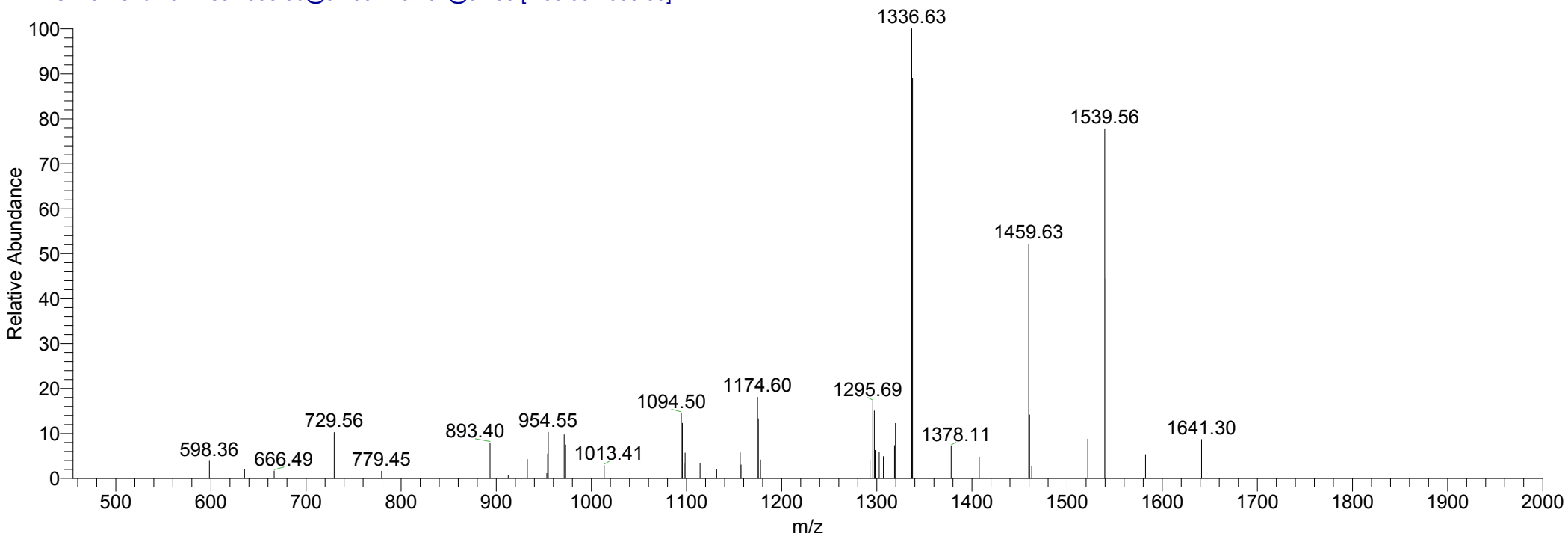
ADG-lysc-urea-tryp #10824 RT: 56.13 AV: 1 NL: 3.26E2
T: ITMS + c NSI d Full ms3 1018.03@34.00 916.04@34.00 [240.00-1845.00]



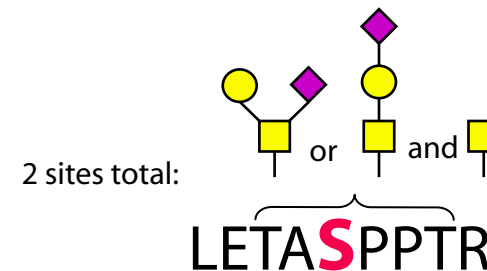
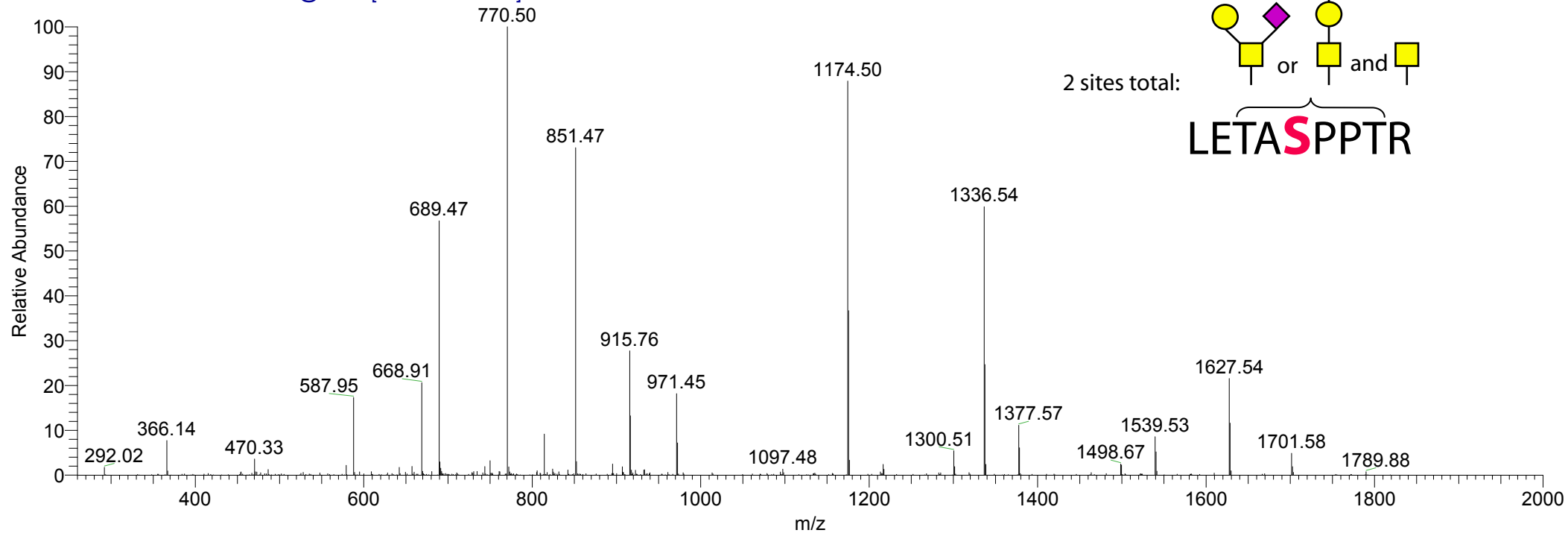
ADG-lysc-urea-tryp #10742 RT: 55.70 AV: 1 NL: 1.68E3
T: ITMS + c NSI d Full ms2 1993.56@34.00 [535.00-2000.00]



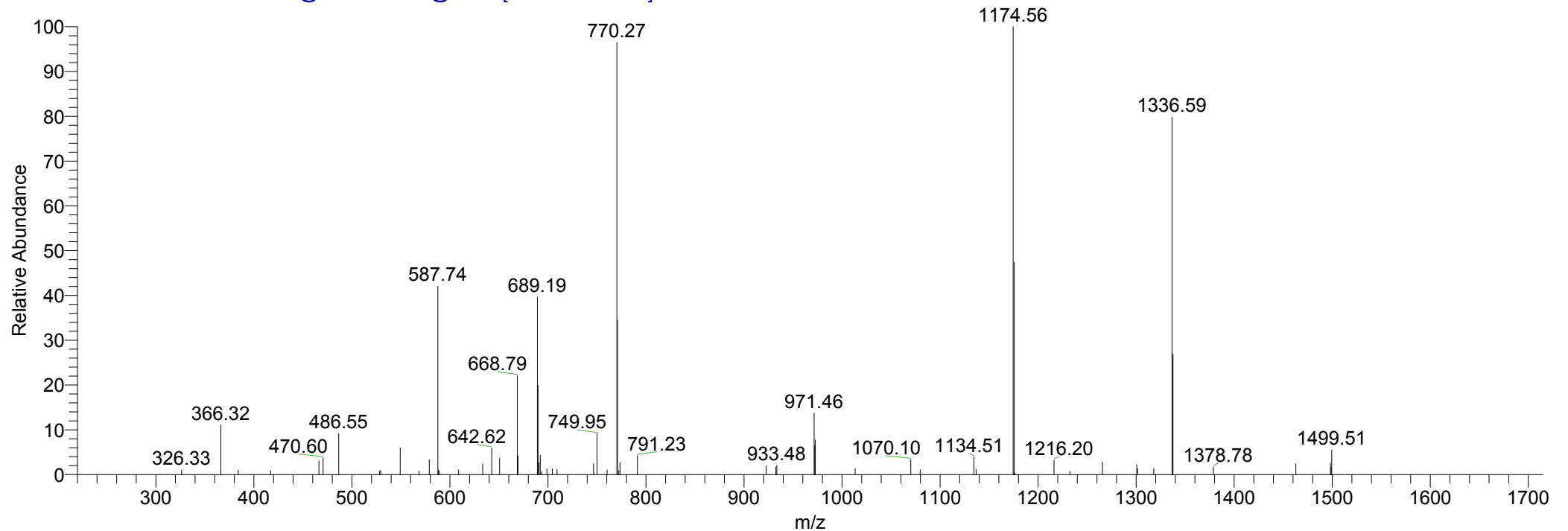
ADG-lysc-urea-tryp #10743 RT: 55.70 AV: 1 NL: 1.63E2
T: ITMS + c NSI d Full ms3 1993.56@34.00 1702.62@34.00 [455.00-2000.00]




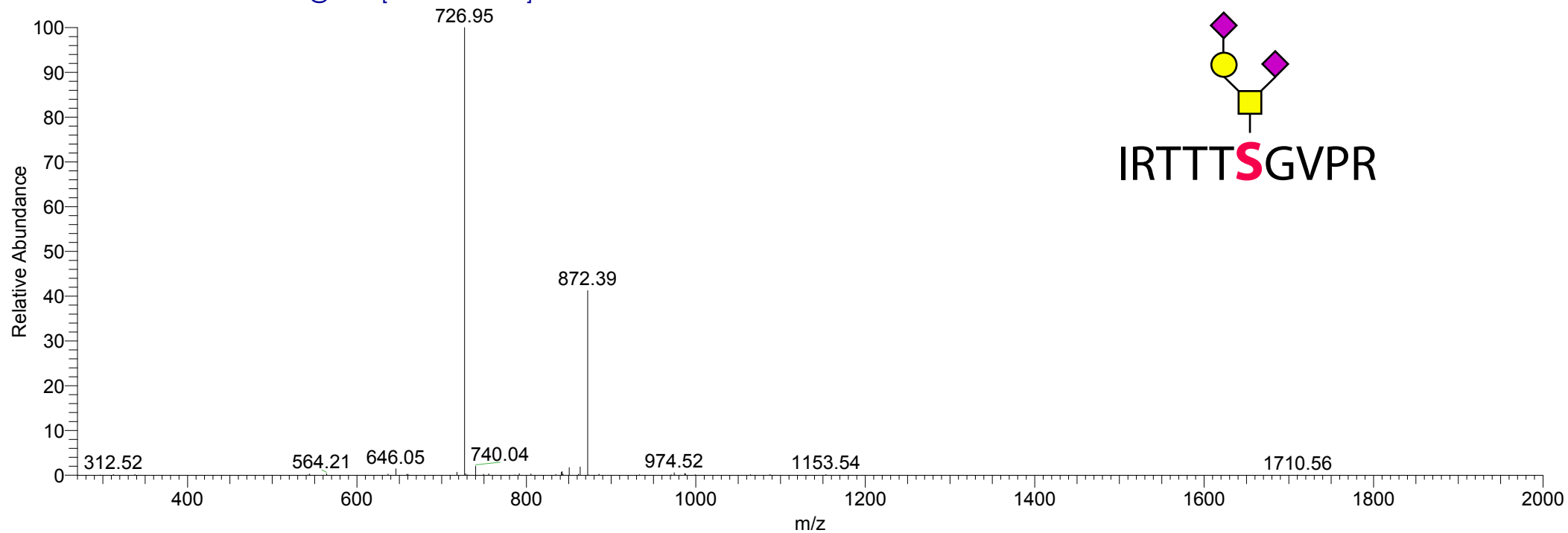
aDG-lysc-urea-tryp #10670 RT: 55.33 AV: 1 NL: 3.17E4
T: ITMS + c NSI d Full ms2 997.56@34.00 [260.00-2000.00]



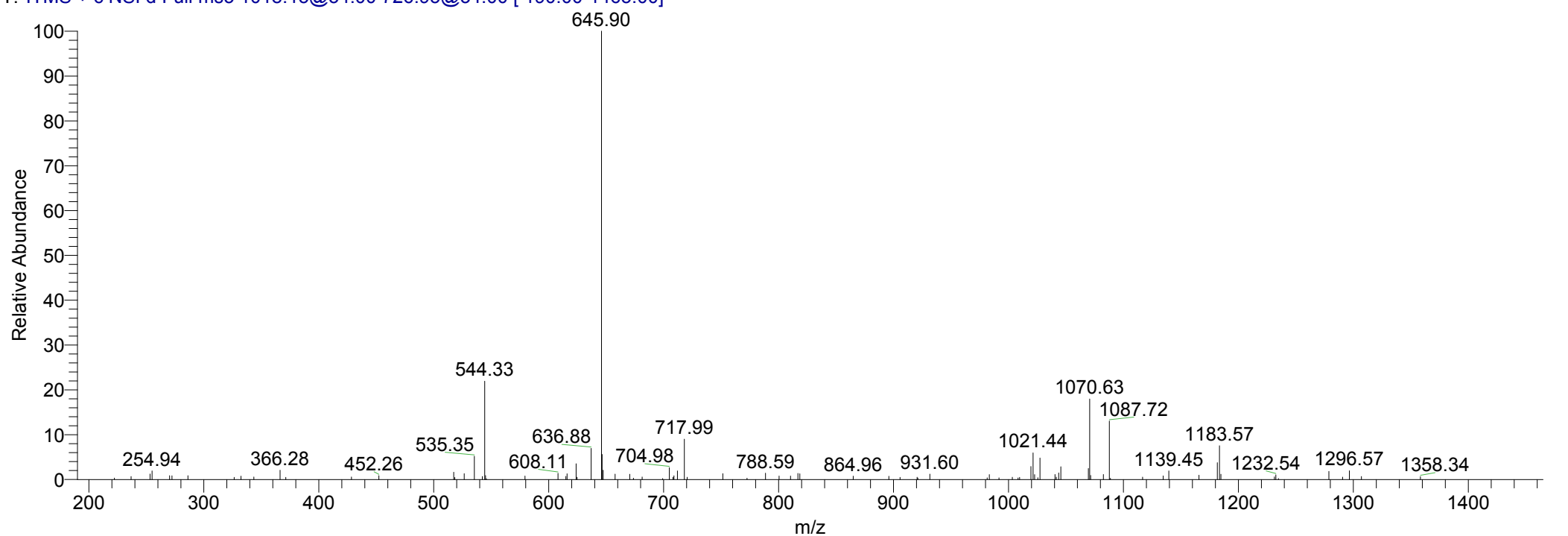
aDG-lysc-urea-tryp #10671 RT: 55.33 AV: 1 NL: 1.89E3
T: ITMS + c NSI d Full ms3 997.56@34.00 851.47@34.00 [220.00-1715.00]



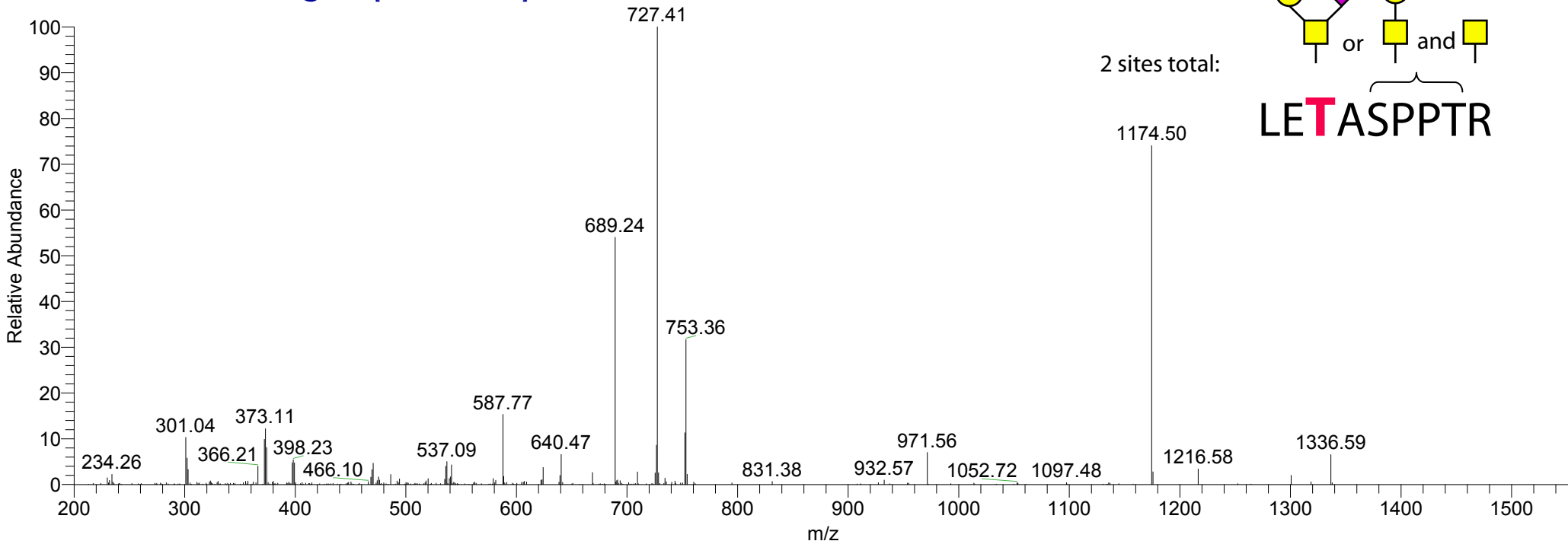
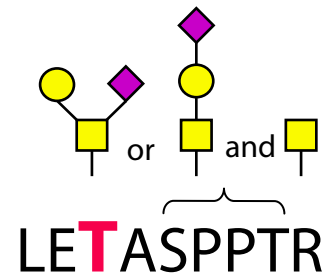
aDG-lysc-urea-tryp #10515 RT: 54.51 AV: 1 NL: 4.84E3
T: ITMS + c NSI d Full ms2 1018.15@34.00 [270.00-2000.00]



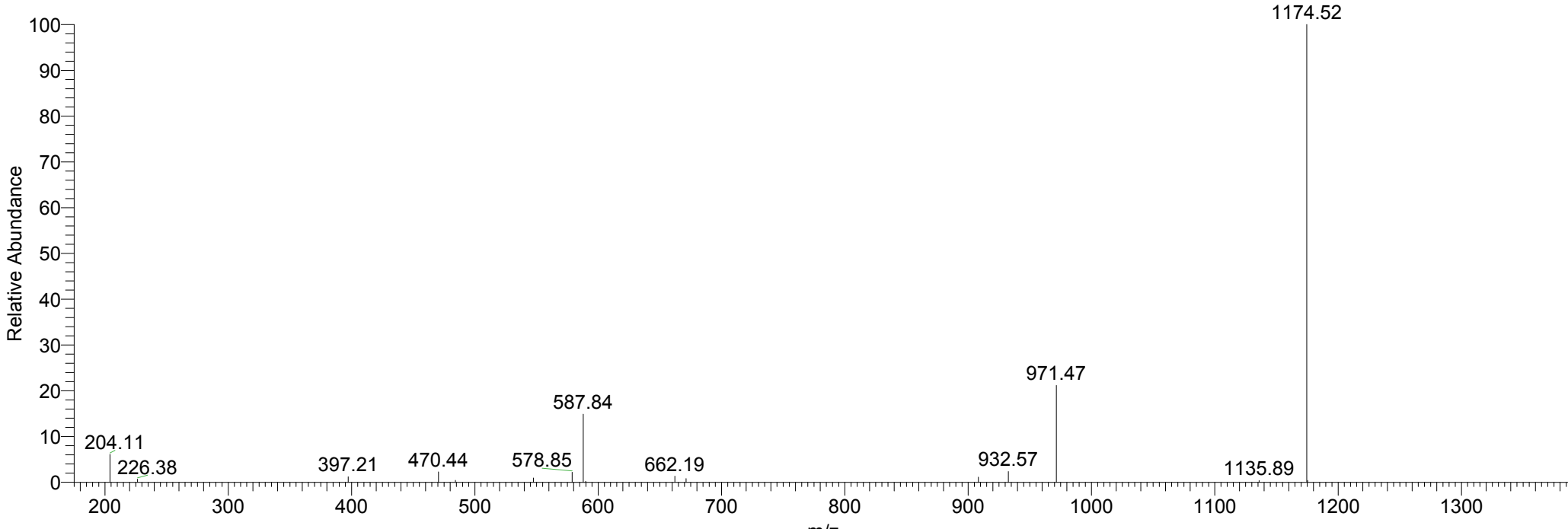
aDG-lysc-urea-tryp #10516 RT: 54.52 AV: 1 NL: 1.02E3
T: ITMS + c NSI d Full ms3 1018.15@34.00 726.95@34.00 [190.00-1465.00]



aDG-lysc-urea-tryp #10255 RT: 53.17 AV: 1 NL: 9.88E3
T: ITMS + c NSI d Full ms2 770.60@34.00 [200.00-1555.00]

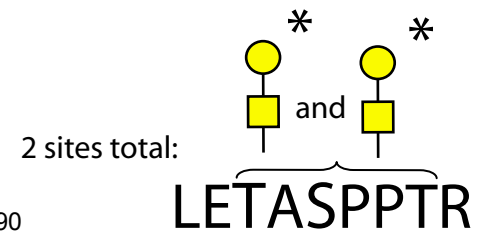
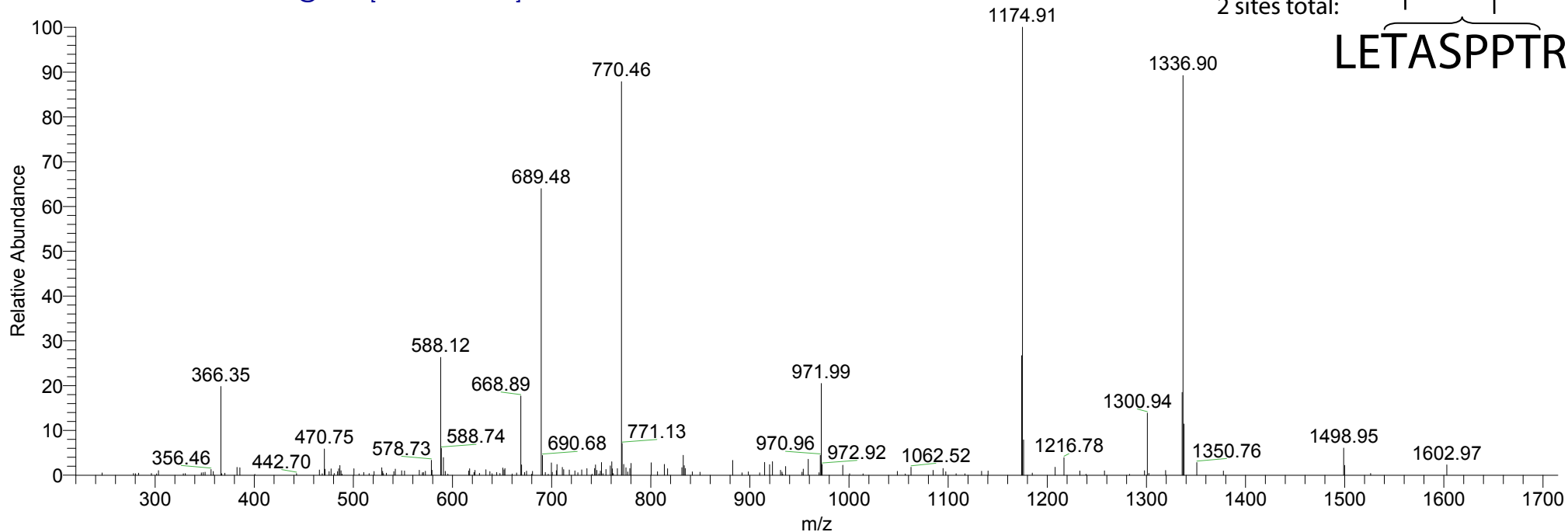


aDG-lysc-urea-tryp #10256 RT: 53.18 AV: 1 NL: 2.02E3
T: ITMS + c NSI d Full ms3 770.60@34.00 689.24@34.00 [175.00-1390.00]

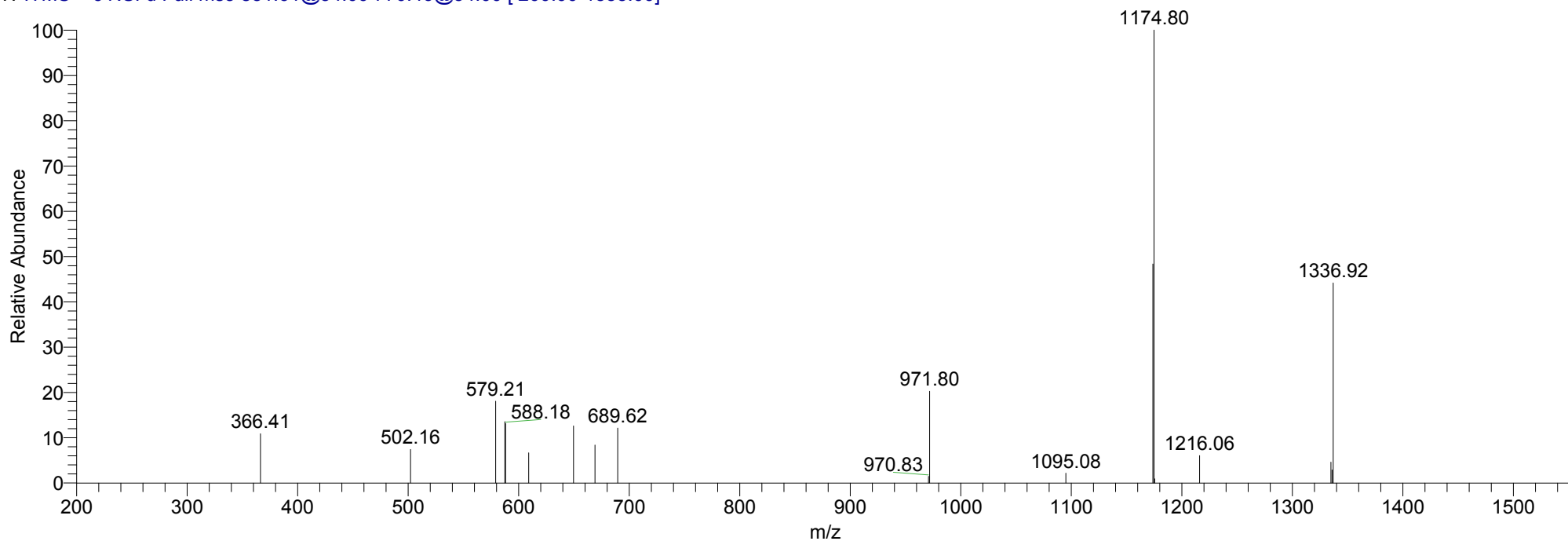


1/5/2007 9:07:59 AM -lysc-glyco

aDG-lysc-glyco #9921 RT: 49.81 AV: 1 NL: 8.20E2
T: ITMS + c NSI d Full ms2 851.61@34.00 [220.00-1715.00]

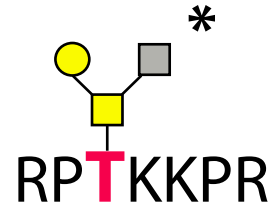
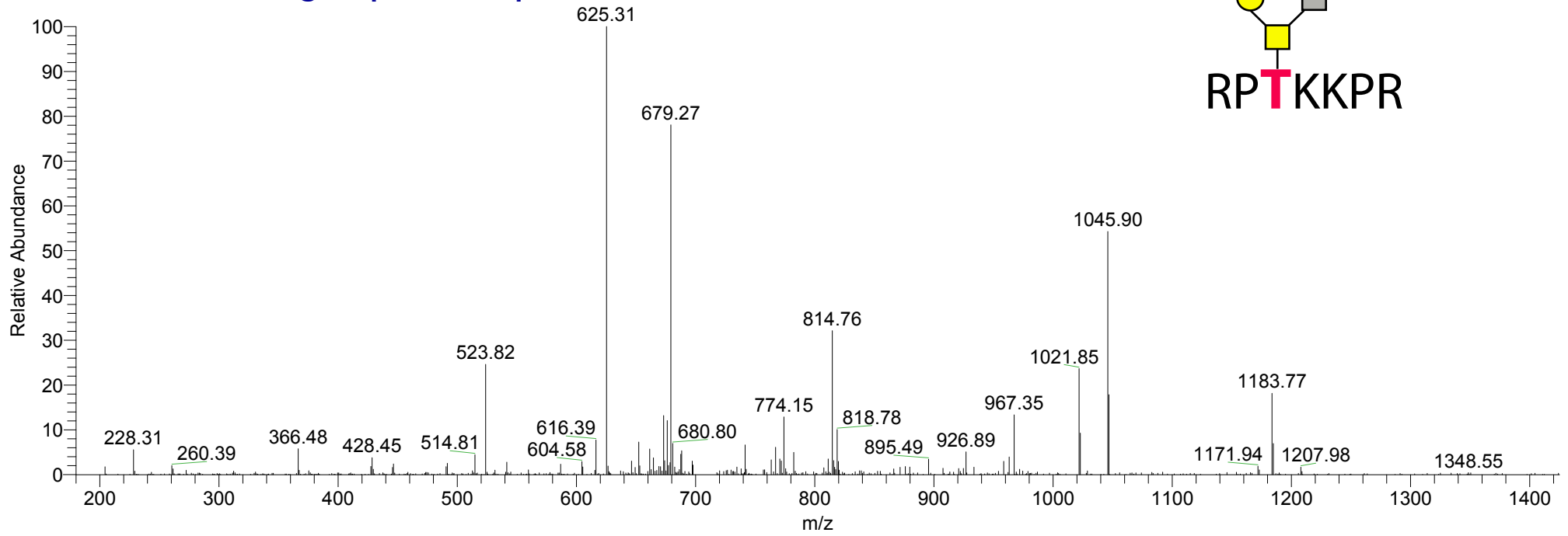


aDG-lysc-glyco #9922 RT: 49.81 AV: 1 NL: 1.43E2
T: ITMS + c NSI d Full ms3 851.61@34.00 770.46@34.00 [200.00-1555.00]

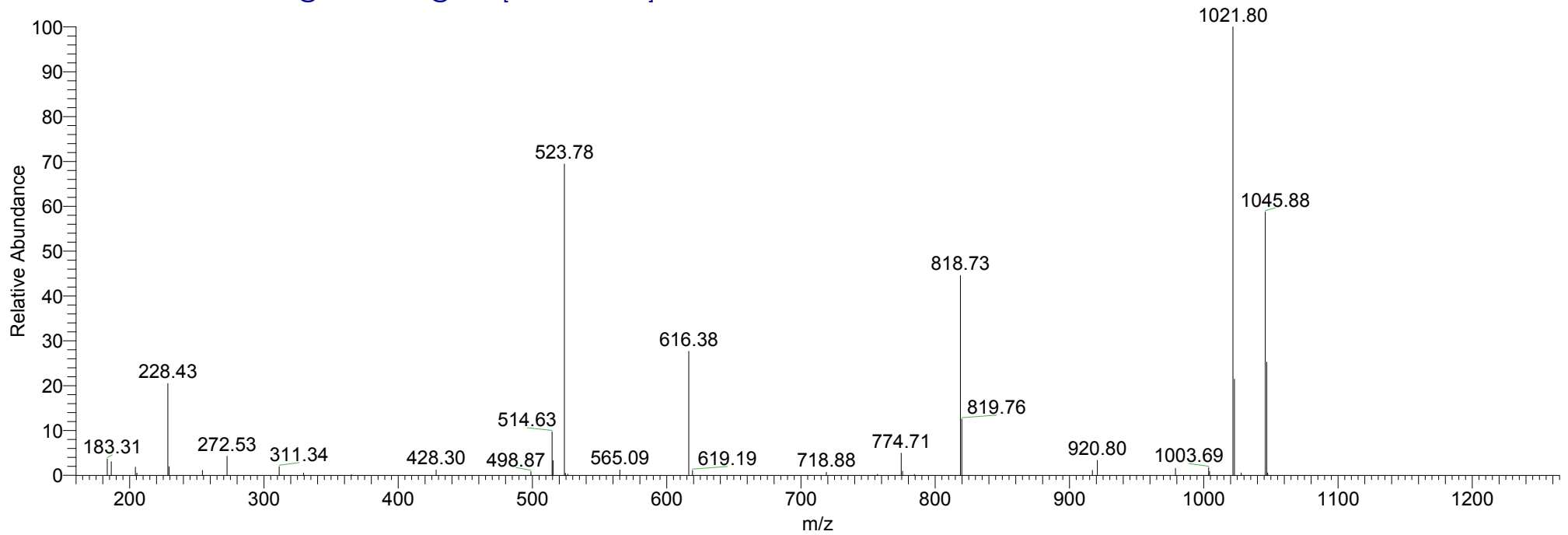


1/5/2007 9:07:59 AM -lysc-glyco

aDG-lysc-glyco #9349 RT: 46.97 AV: 1 NL: 8.45E3
T: ITMS + c NSI d Full ms2 706.42@34.00 [180.00-1425.00]

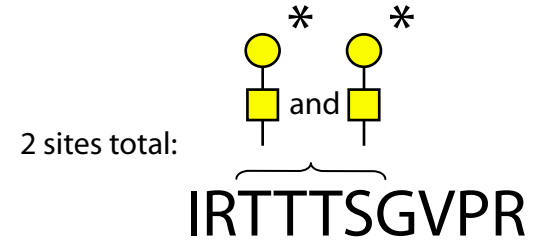
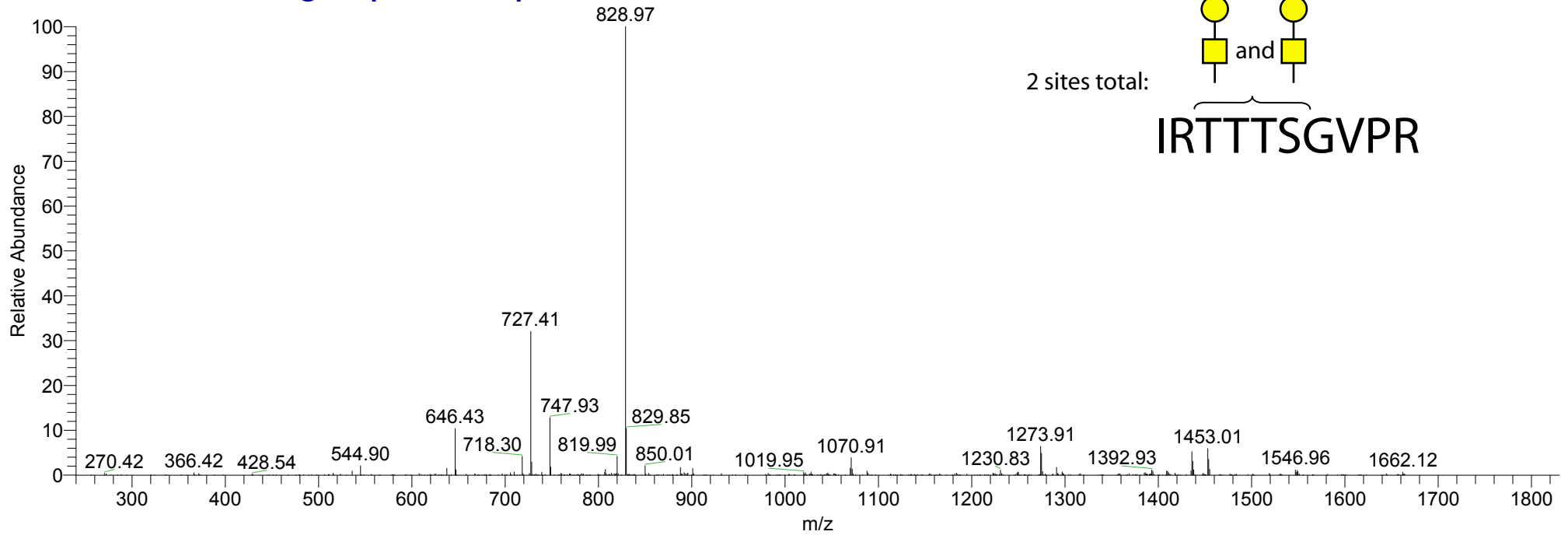


aDG-lysc-glyco #9350 RT: 46.98 AV: 1 NL: 1.27E3
T: ITMS + c NSI d Full ms3 706.42@34.00 625.31@34.00 [160.00-1265.00]

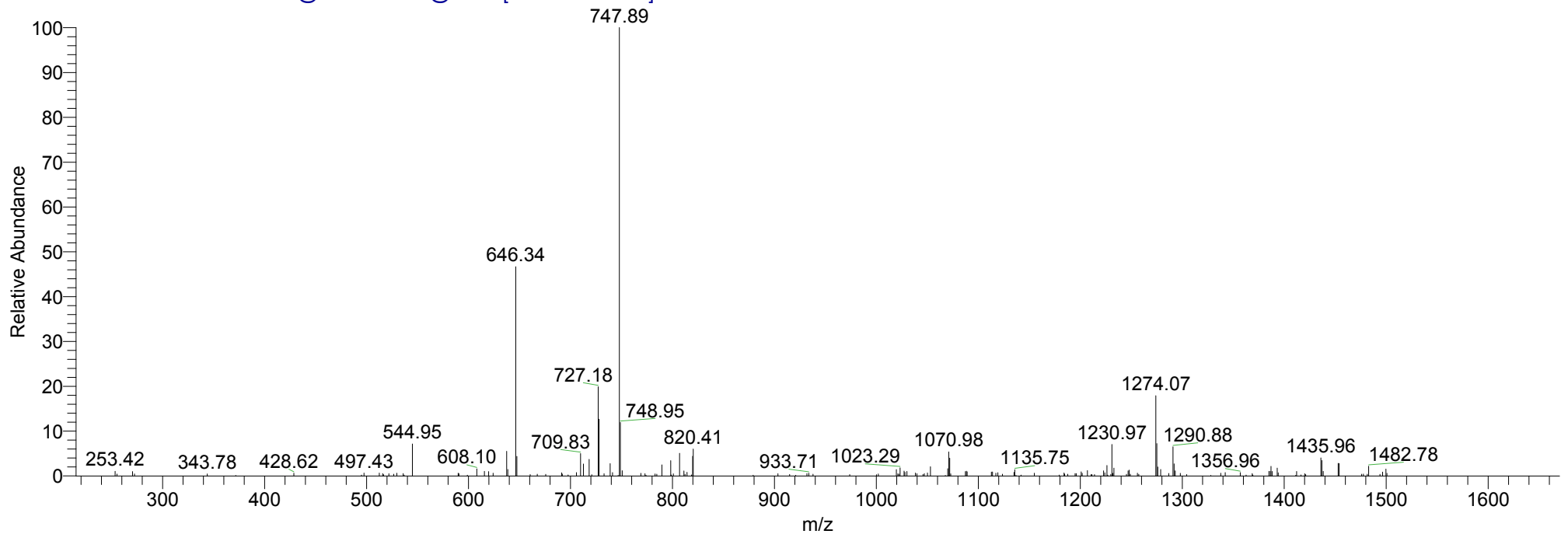


1/5/2007 9:07:59 AM -lysc-glyco

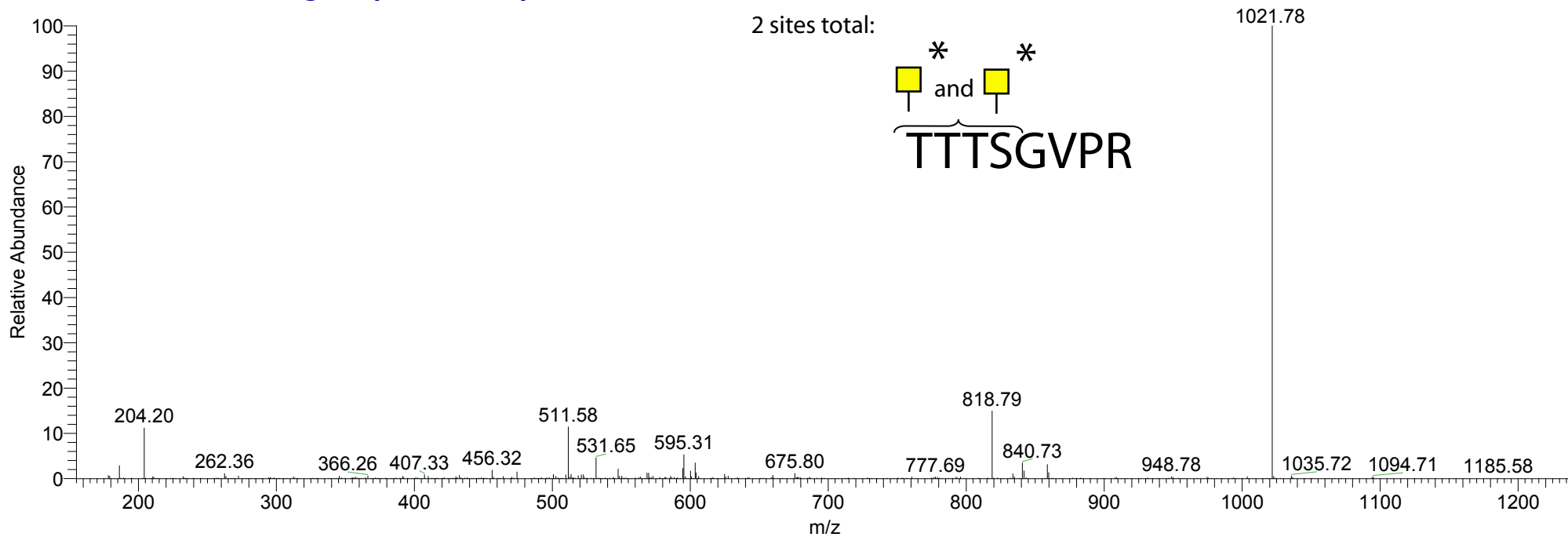
aDG-lysc-glyco #8773 RT: 44.09 AV: 1 NL: 1.52E4
T: ITMS + c NSI d Full ms2 909.94@34.00 [240.00-1830.00]



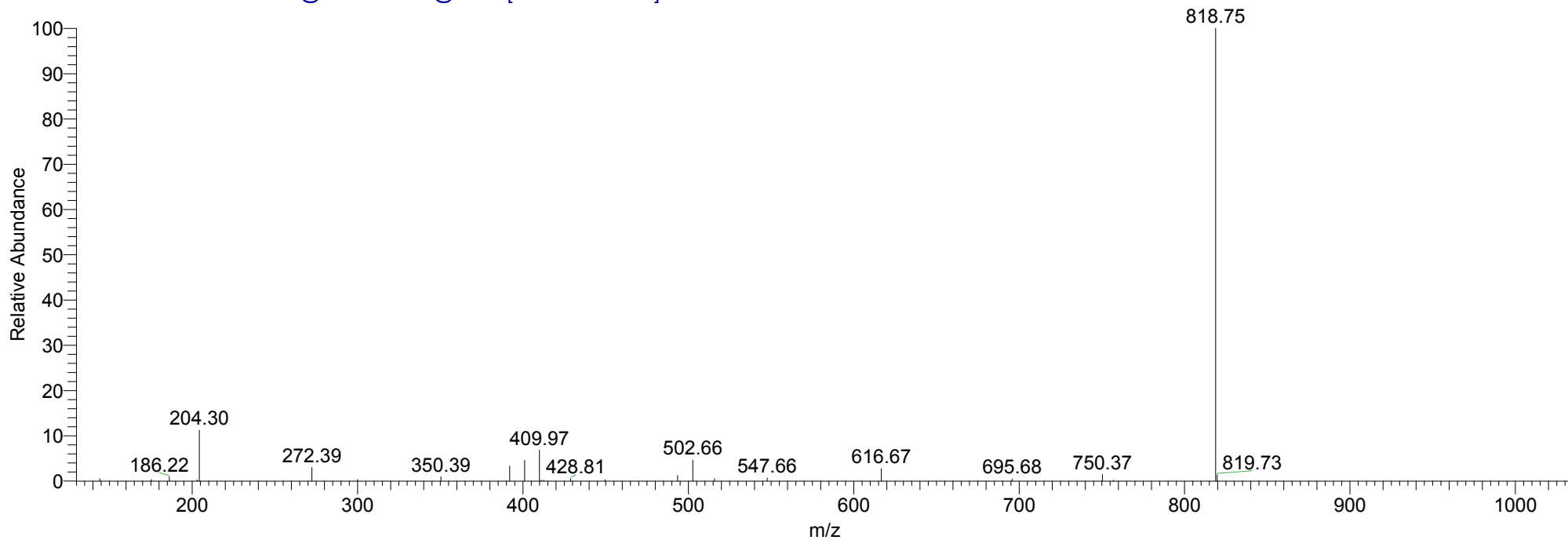
aDG-lysc-glyco #8774 RT: 44.09 AV: 1 NL: 2.46E3
T: ITMS + c NSI d Full ms3 909.94@34.00 828.97@34.00 [215.00-1670.00]



aDG-lysc-glyco #8721 RT: 43.83 AV: 1 NL: 2.01E4
T: ITMS + c NSI d Full ms2 612.87@34.00 [155.00-1240.00]

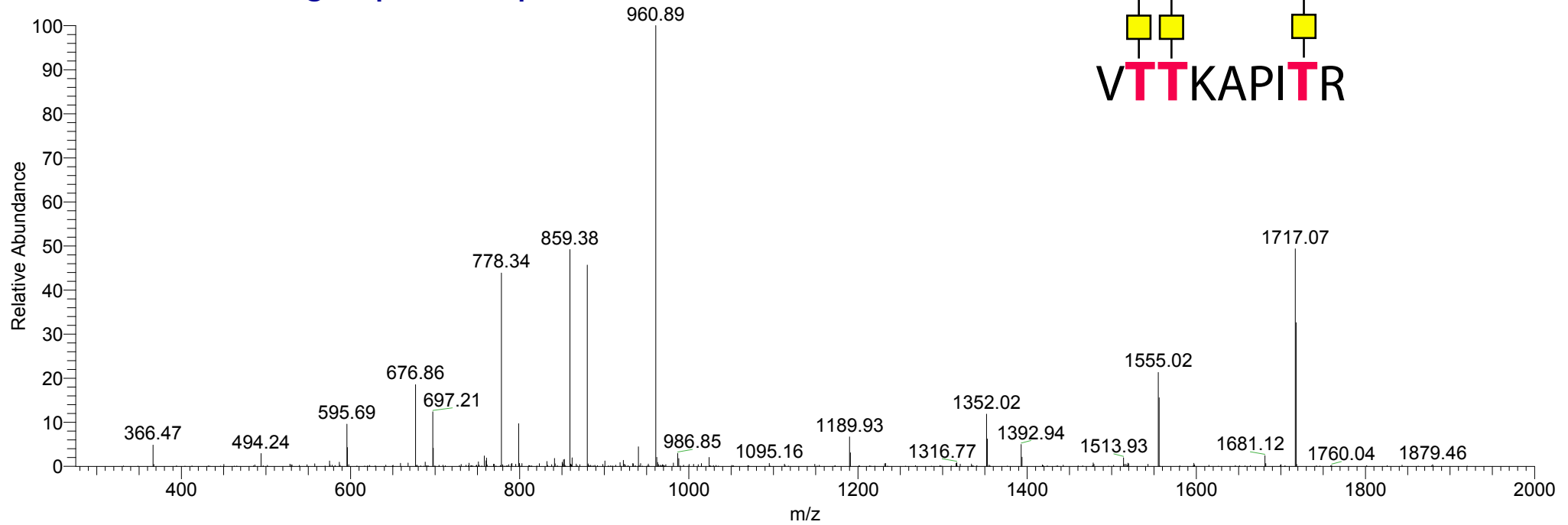


aDG-lysc-glyco #8722 RT: 43.83 AV: 1 NL: 1.20E3
T: ITMS + c NSI d Full ms3 612.87@34.00 511.58@34.00 [130.00-1035.00]

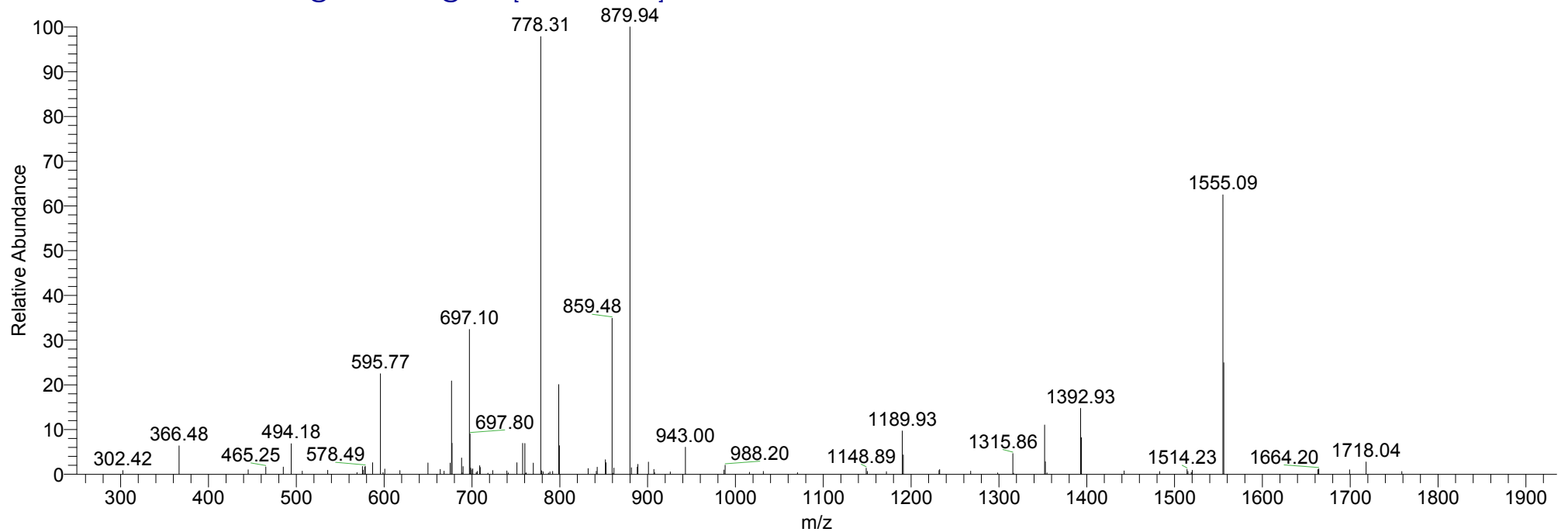


1/5/2007 9:07:59 AM -lysc-glyco

aDG-lysc-glyco #8702 RT: 43.73 AV: 1 NL: 6.78E3
T: ITMS + c NSI d Full ms2 1041.95@34.00 [275.00-2000.00]

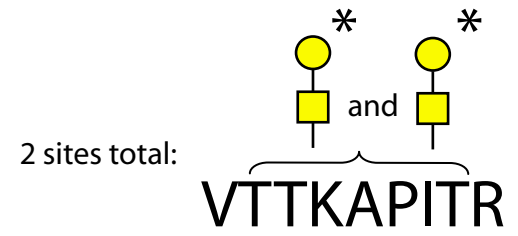
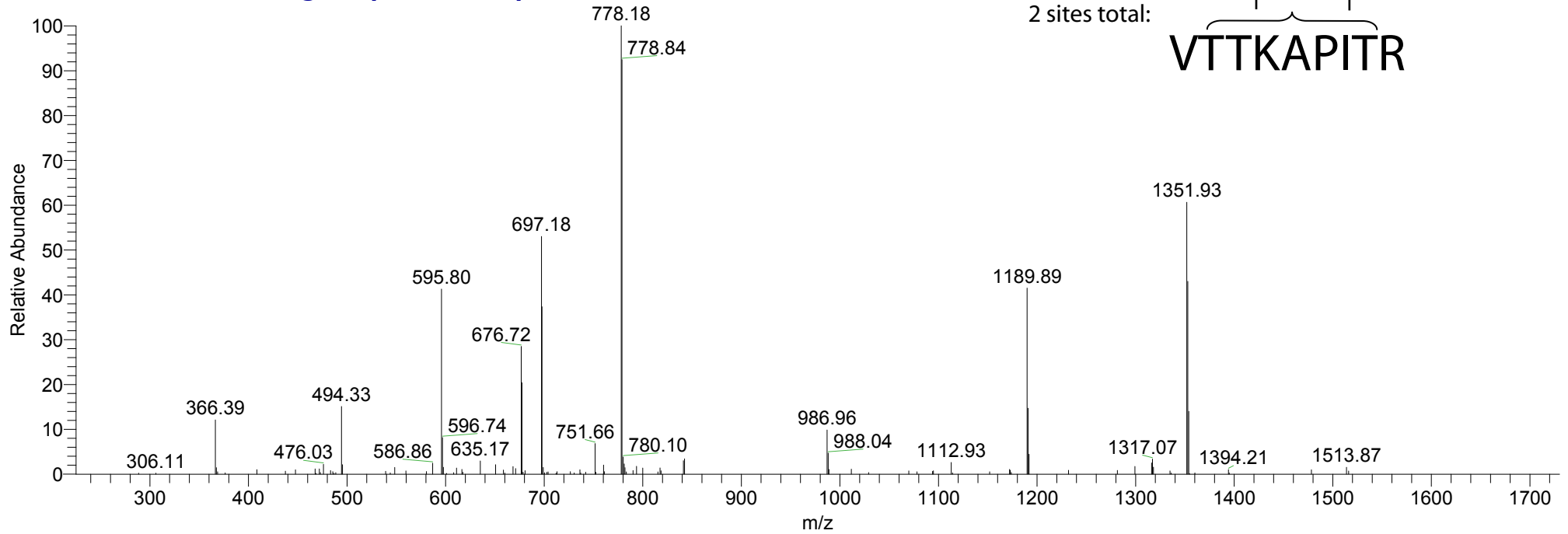


aDG-lysc-glyco #8703 RT: 43.74 AV: 1 NL: 8.31E2
T: ITMS + c NSI d Full ms3 1041.95@34.00 960.89@34.00 [250.00-1935.00]

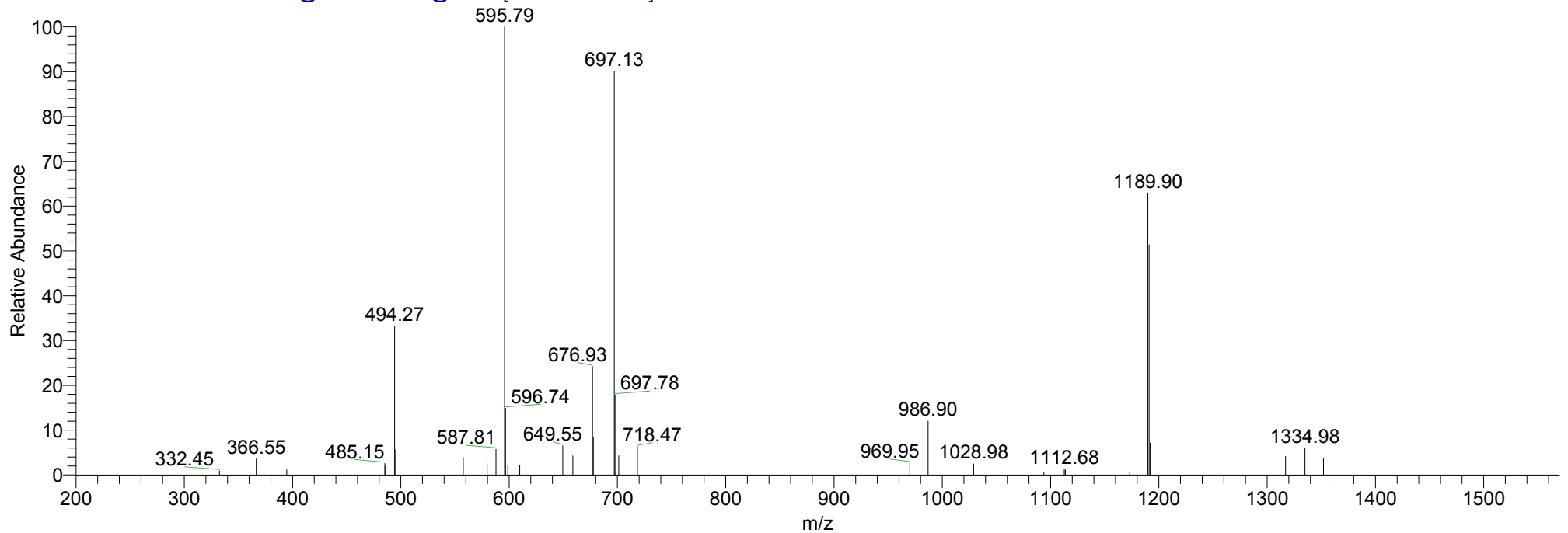


1/5/2007 9:07:59 AM -lysc-glyco

aDG-lysc-glyco #7478 RT: 37.33 AV: 1 NL: 1.15E3
T: ITMS + c NSI d Full ms2 859.90@34.00 [225.00-1730.00]


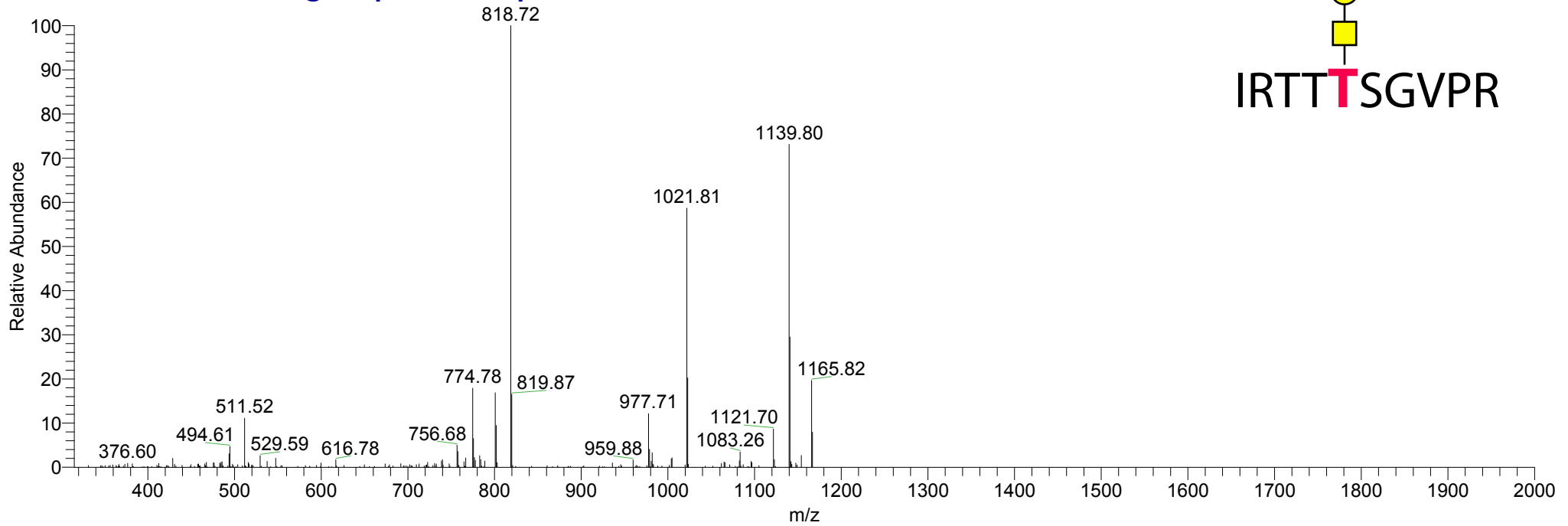


aDG-lysc-glyco #7479 RT: 37.34 AV: 1 NL: 2.90E2
T: ITMS + c NSI d Full ms3 859.90@34.00 778.84@34.00 [200.00-1570.00]

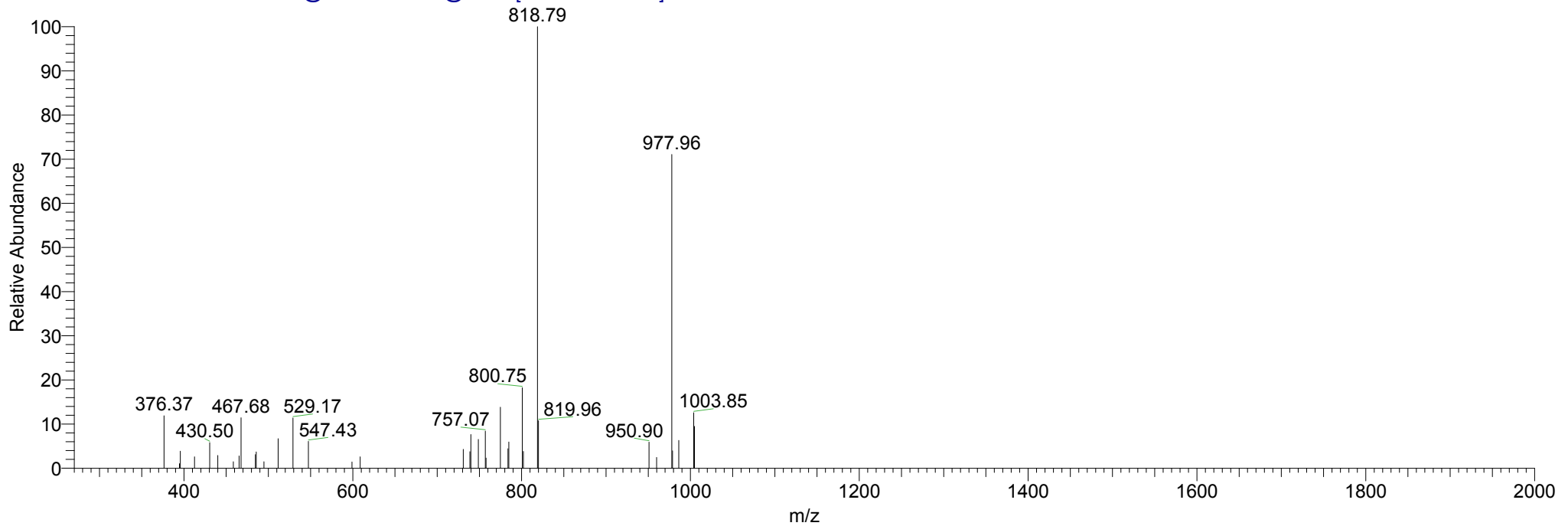


1/5/2007 9:07:59 AM -lysc-glyco

aDG-lysc-glyco #6929 RT: 34.52 AV: 1 NL: 2.03E3
T: ITMS + c NSI d Full ms2 1183.80@34.00 [315.00-2000.00]


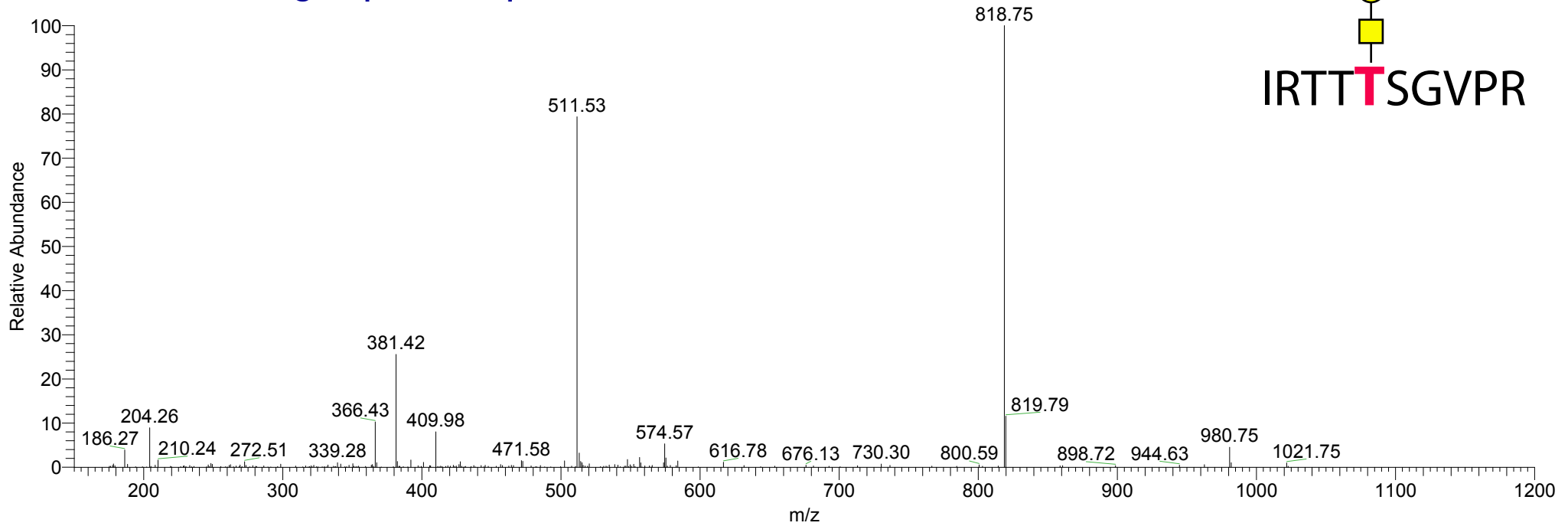


aDG-lysc-glyco #6930 RT: 34.52 AV: 1 NL: 1.67E2
T: ITMS + c NSI d Full ms3 1183.80@34.00 1021.81@34.00 [270.00-2000.00]

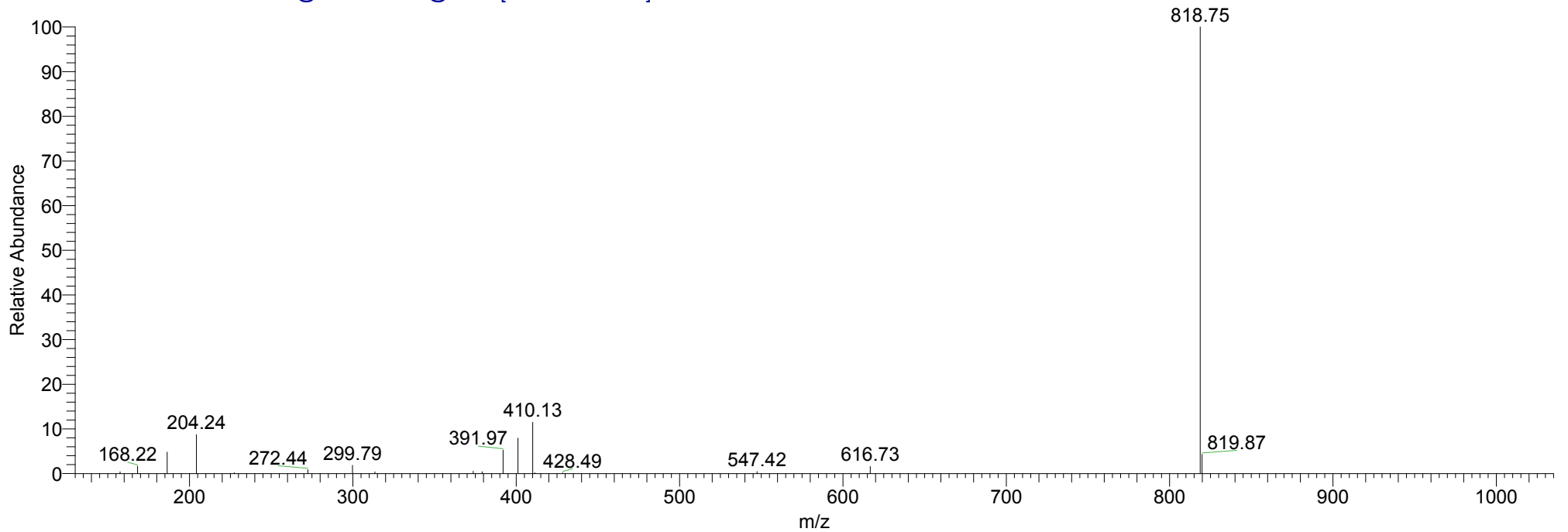


1/5/2007 9:07:59 AM -lysc-glyco

aDG-lysc-glyco #4370 RT: 21.51 AV: 1 NL: 3.62E3
T: ITMS + c NSI d Full ms2 592.81@34.00 [150.00-1200.00]

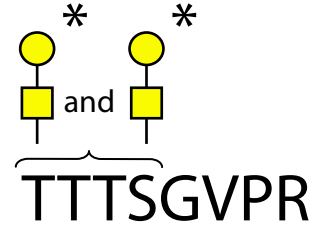
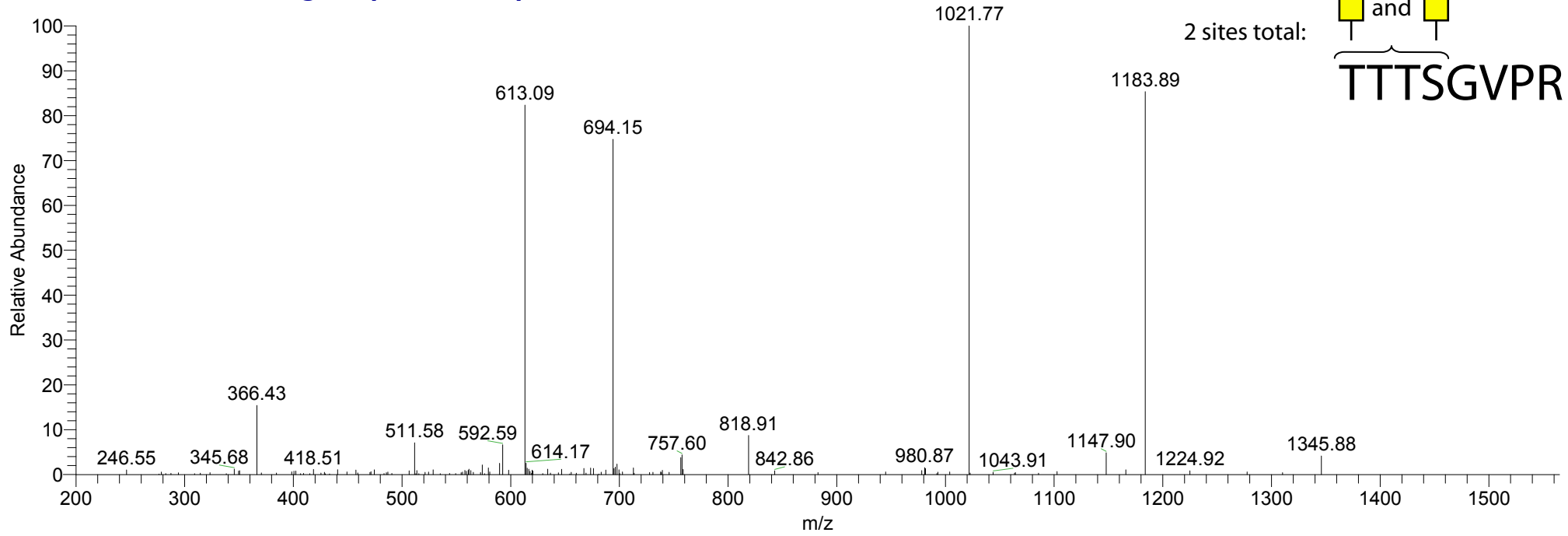


aDG-lysc-glyco #4371 RT: 21.52 AV: 1 NL: 1.58E3
T: ITMS + c NSI d Full ms3 592.81@34.00 511.53@34.00 [130.00-1035.00]

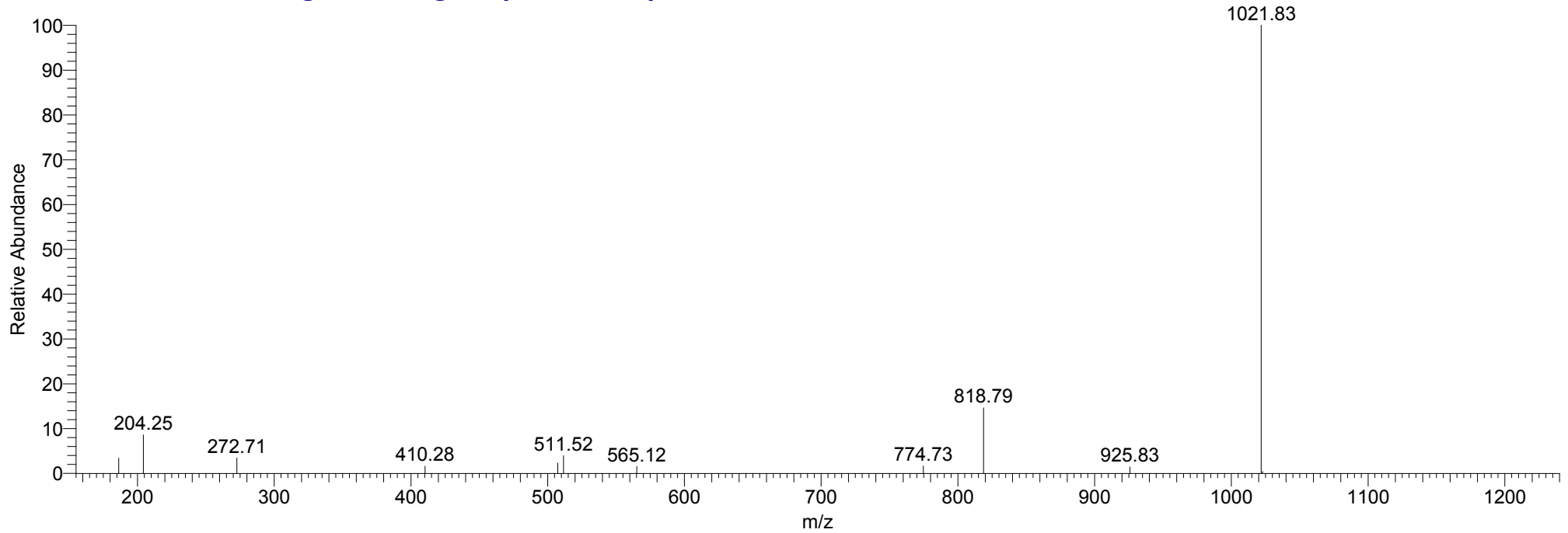


1/5/2007 9:07:59 AM -lysc-glyco

aDG-lysc-glyco #4325 RT: 21.29 AV: 1 NL: 1.39E3
T: ITMS + c NSI d Full ms2 775.05@34.00 [200.00-1565.00]

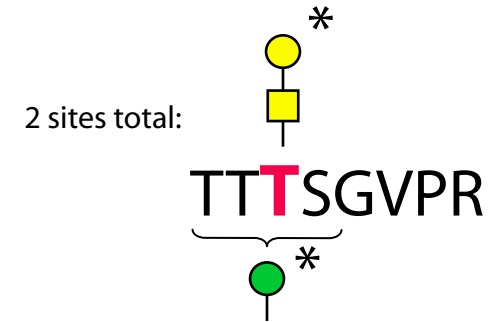
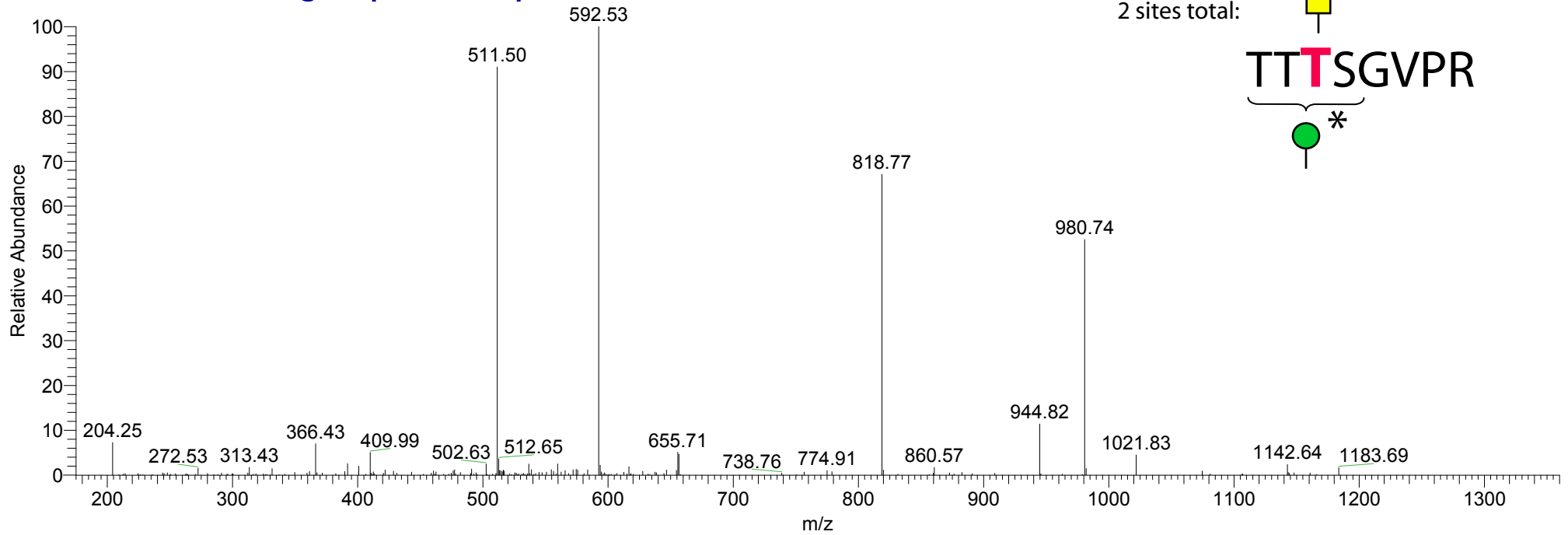


aDG-lysc-glyco #4326 RT: 21.29 AV: 1 NL: 4.66E2
T: ITMS + c NSI d Full ms3 775.05@34.00 613.09@34.00 [155.00-1240.00]

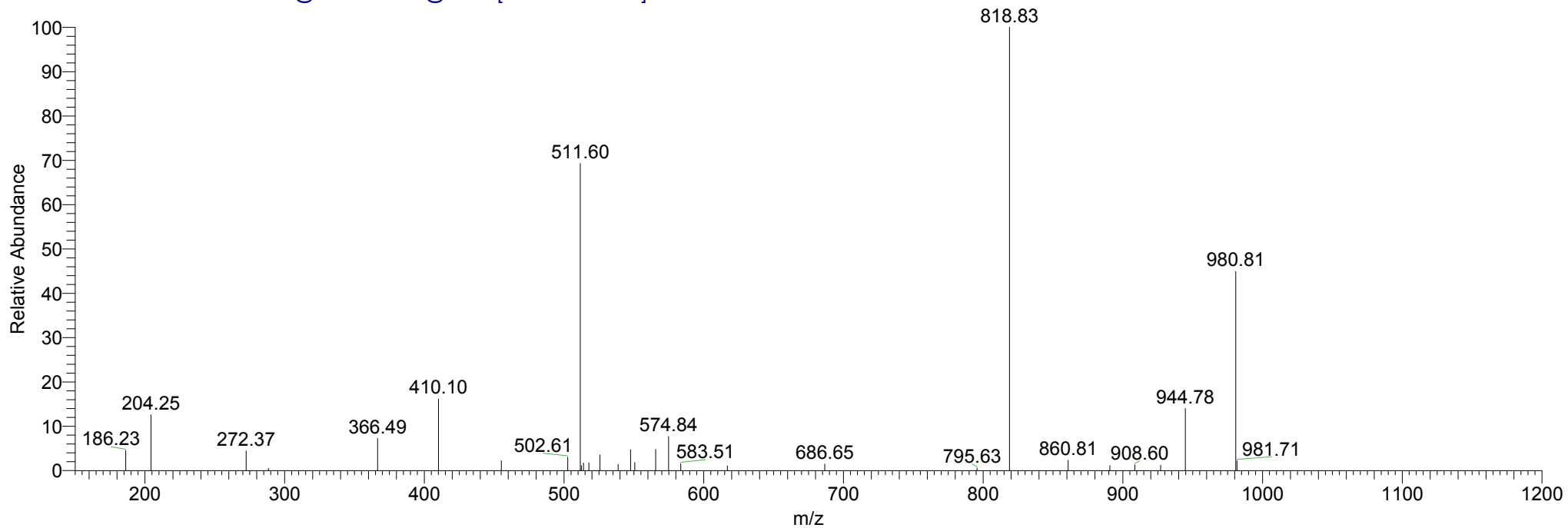


1/5/2007 9:07:59 AM -lysc-glyco

aDG-lysc-glyco #3646 RT: 17.85 AV: 1 NL: 2.16E3
T: ITMS + c NSI d Full ms2 673.59@34.00 [175.00-1360.00]

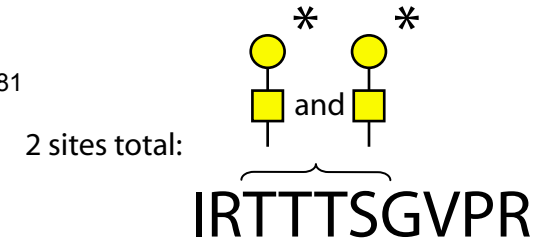
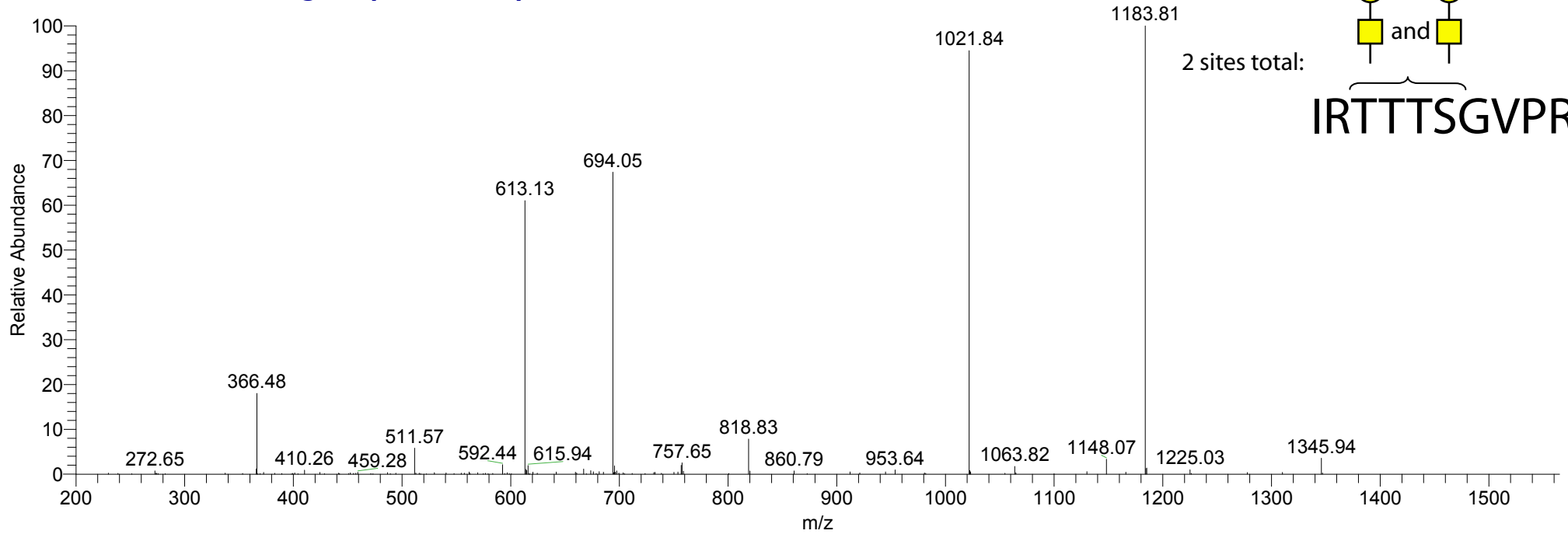


aDG-lysc-glyco #3647 RT: 17.86 AV: 1 NL: 5.22E2
T: ITMS + c NSI d Full ms3 673.59@34.00 592.53@34.00 [150.00-1200.00]

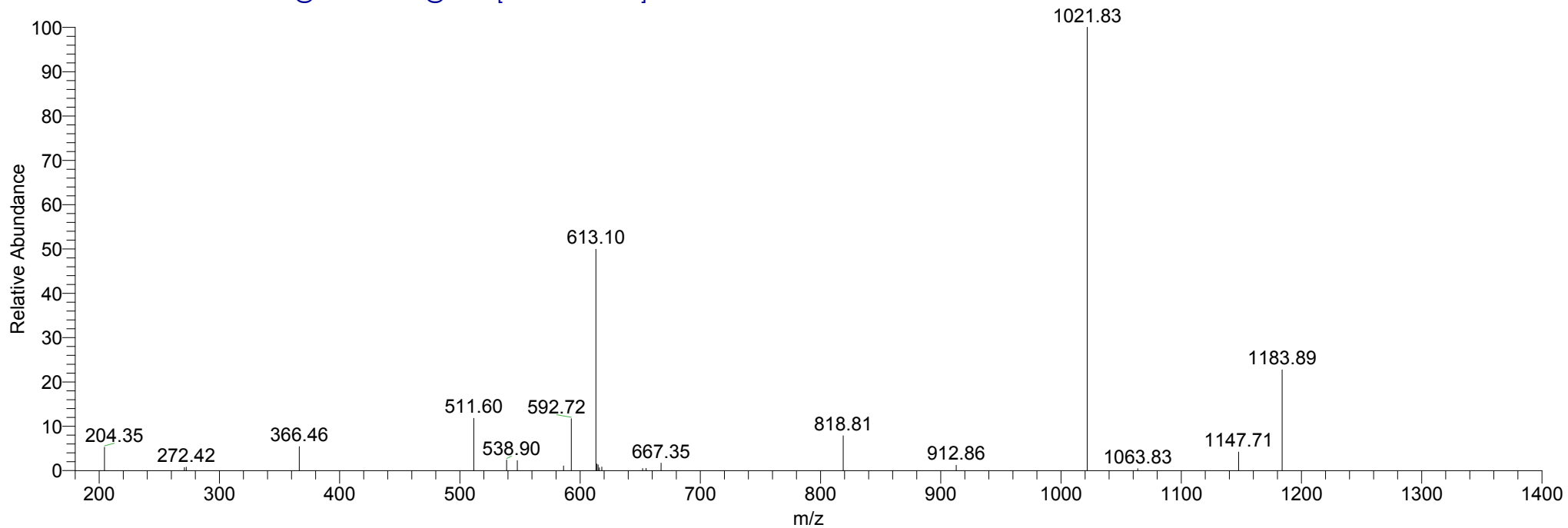


1/5/2007 9:07:59 AM -lysc-glyco

aDG-lysc-glyco #2923 RT: 14.26 AV: 1 NL: 3.21E3
T: ITMS + c NSI d Full ms2 775.28@34.00 [200.00-1565.00]


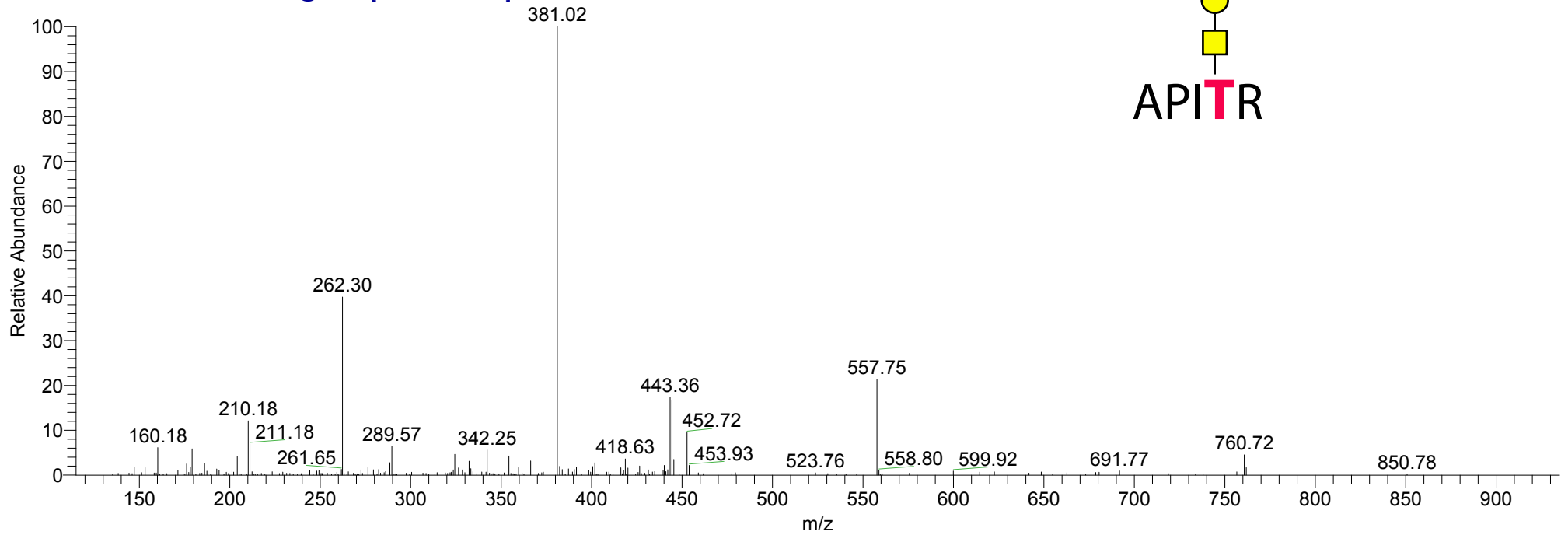


aDG-lysc-glyco #2924 RT: 14.27 AV: 1 NL: 6.97E2
T: ITMS + c NSI d Full ms3 775.28@34.00 694.05@34.00 [180.00-1400.00]

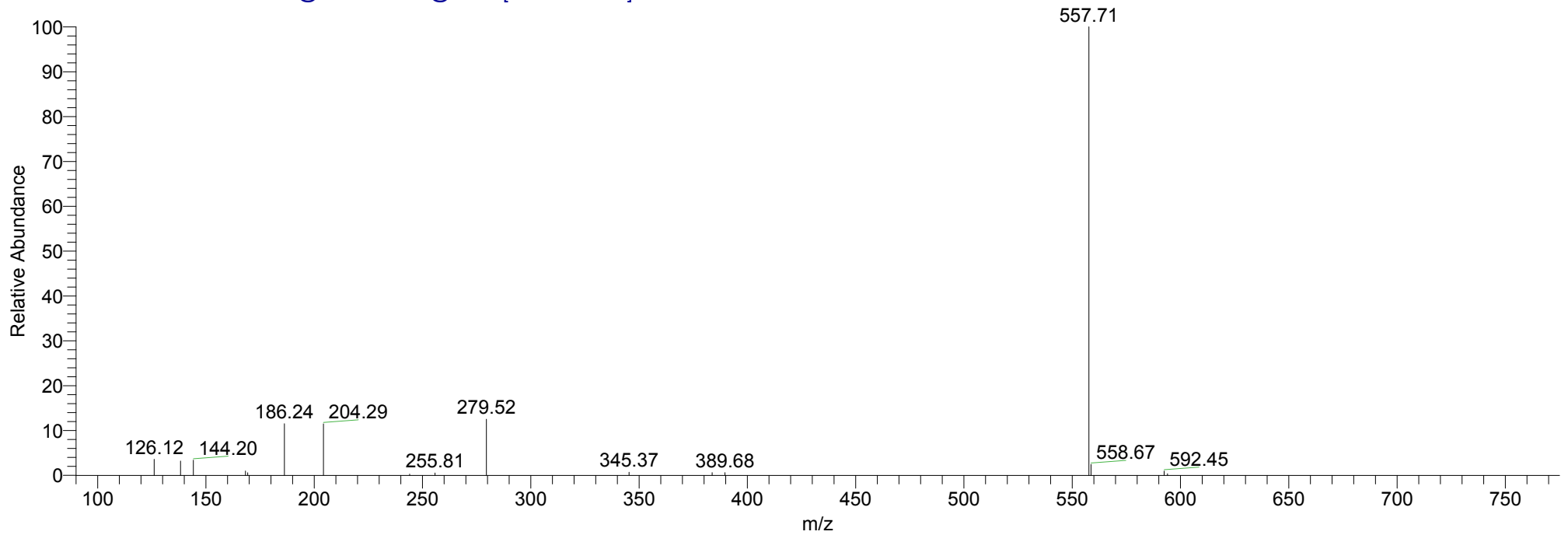


1/5/2007 9:07:59 AM -lysc-glyco

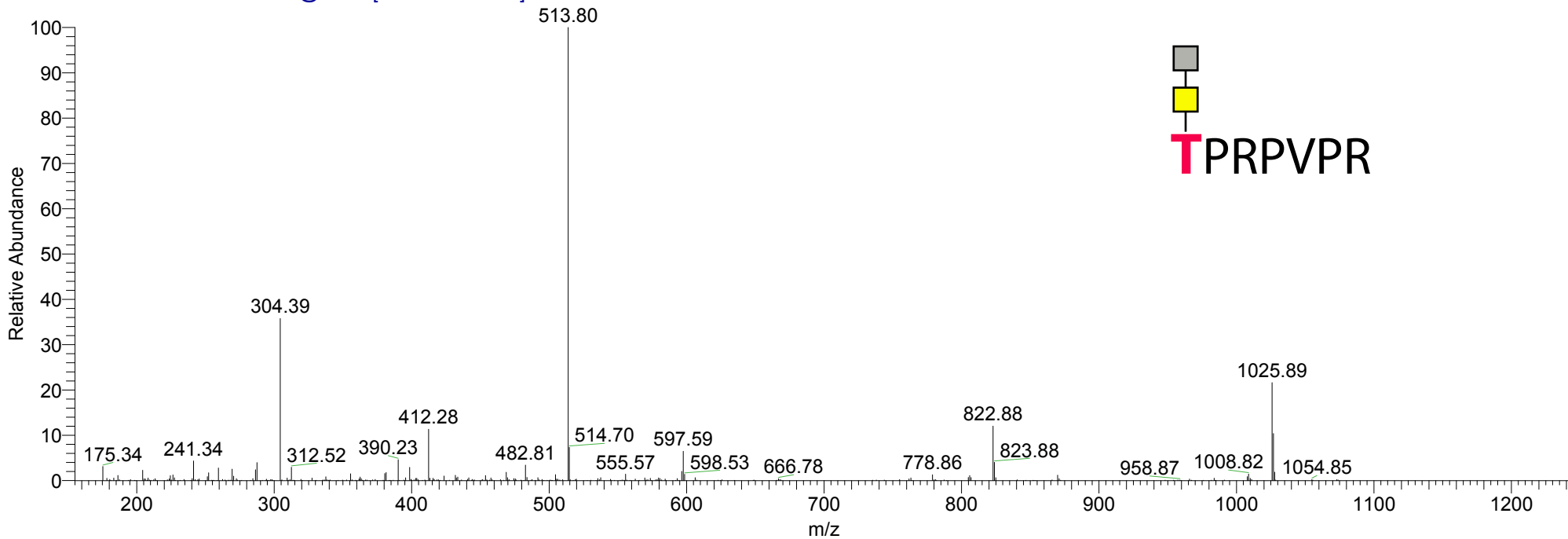
aDG-lysc-glyco #2755 RT: 13.43 AV: 1 NL: 1.50E3
T: ITMS + c NSI d Full ms2 462.21@34.00 [115.00-935.00]



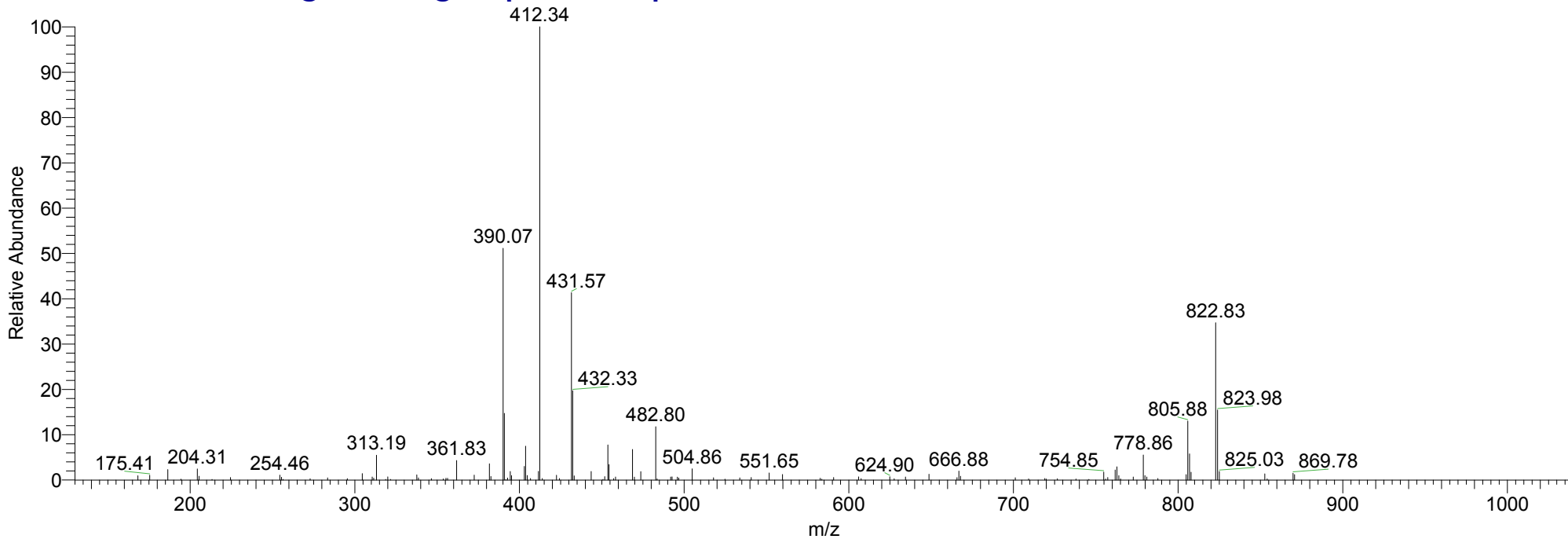
aDG-lysc-glyco #2756 RT: 13.43 AV: 1 NL: 8.00E2
T: ITMS + c NSI d Full ms3 462.21@34.00 381.02@34.00 [90.00-775.00]



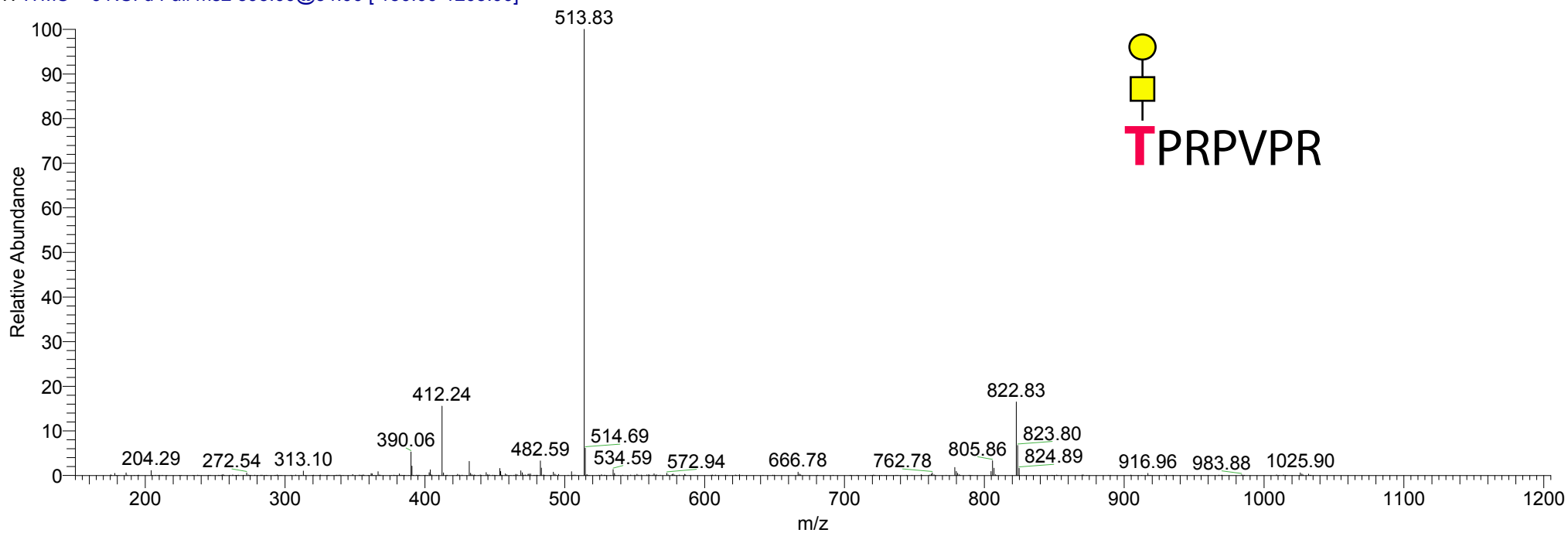
aDG-lysc-glyco #1339 RT: 6.46 AV: 1 NL: 2.65E4
T: ITMS + c NSI d Full ms2 615.58@34.00 [155.00-1245.00]



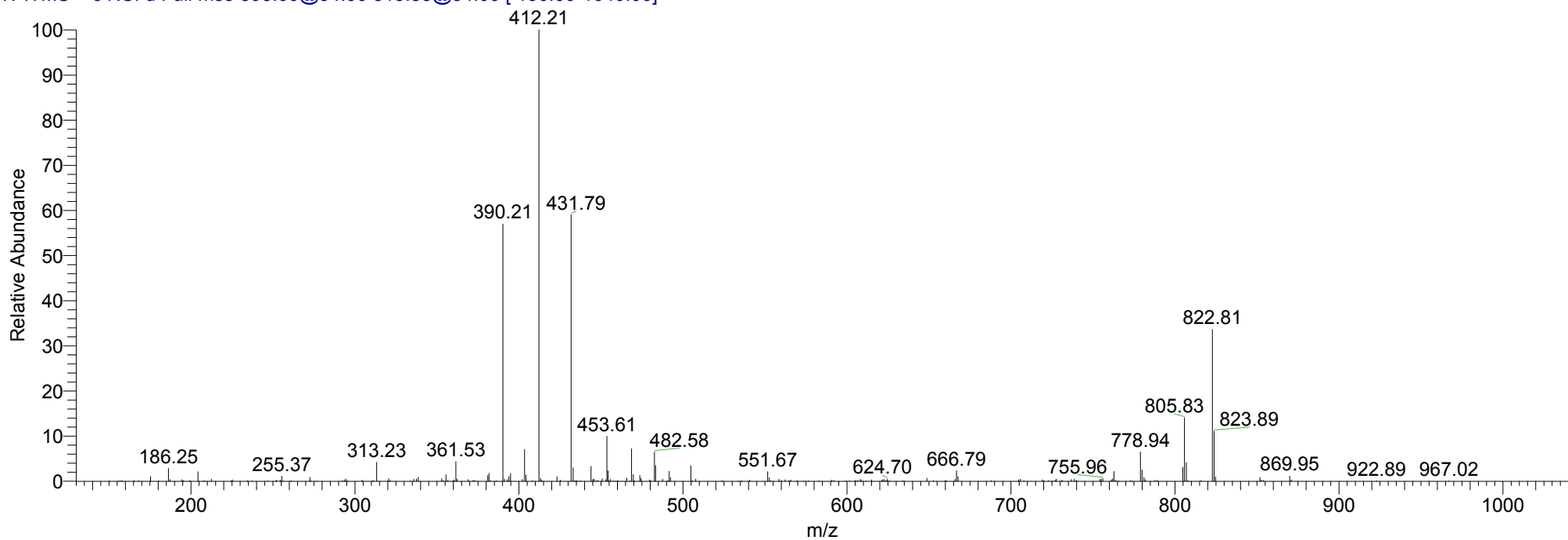
aDG-lysc-glyco #1340 RT: 6.47 AV: 1 NL: 3.82E3
T: ITMS + c NSI d Full ms3 615.58@34.00 513.80@34.00 [130.00-1040.00]



aDG-lysc-glyco #1245 RT: 6.03 AV: 1 NL: 1.80E5
T: ITMS + c NSI d Full ms2 595.00@34.00 [150.00-1205.00]

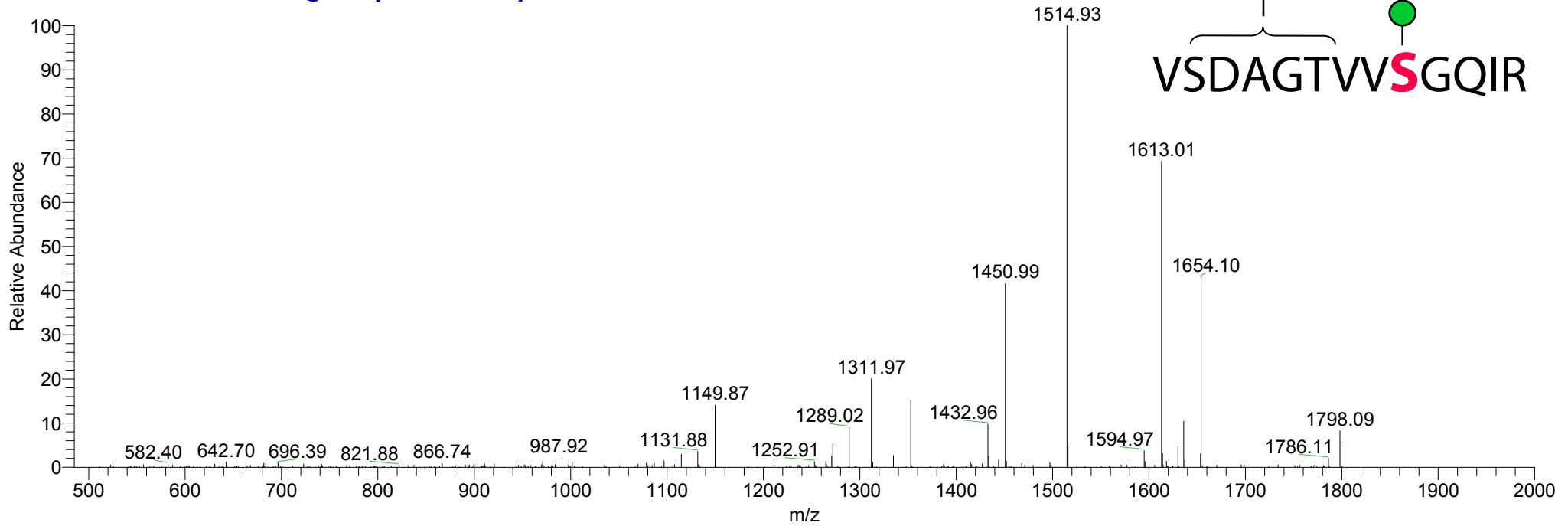


aDG-lysc-glyco #1246 RT: 6.03 AV: 1 NL: 3.59E4
T: ITMS + c NSI d Full ms3 595.00@34.00 513.83@34.00 [130.00-1040.00]

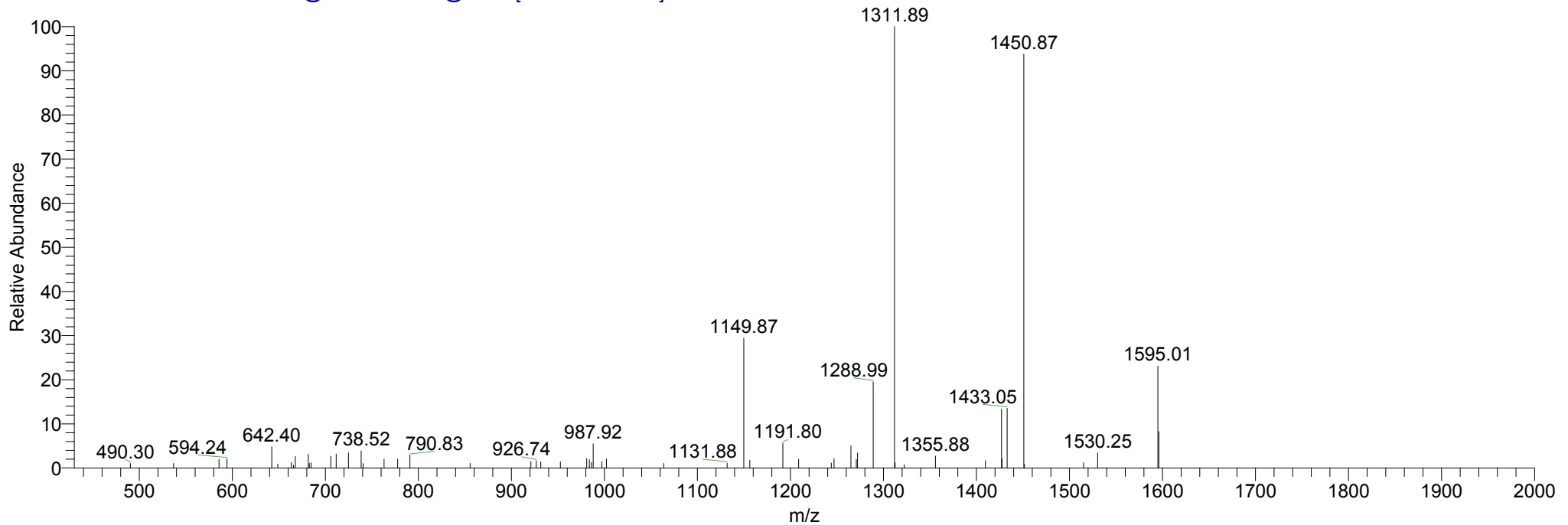


1/5/2007 9:07:59 AM -lysc-glyco

aDG-lysc-glyco #12407 RT: 61.96 AV: 1 NL: 3.07E3
T: ITMS + c NSI d Full ms2 1816.00@34.00 [485.00-2000.00]

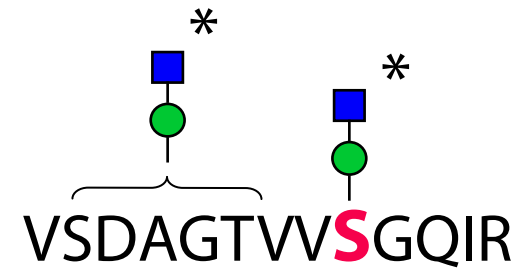
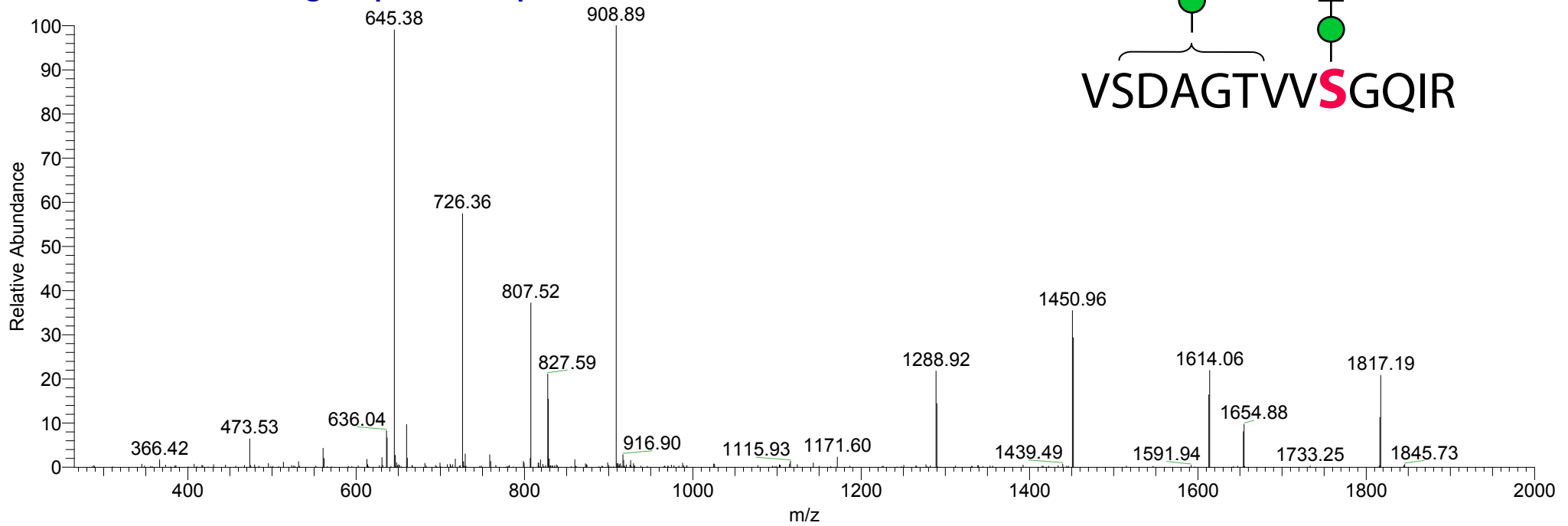


aDG-lysc-glyco #12408 RT: 61.97 AV: 1 NL: 3.26E2
T: ITMS + c NSI d Full ms3 1816.00@34.00 1613.01@34.00 [430.00-2000.00]

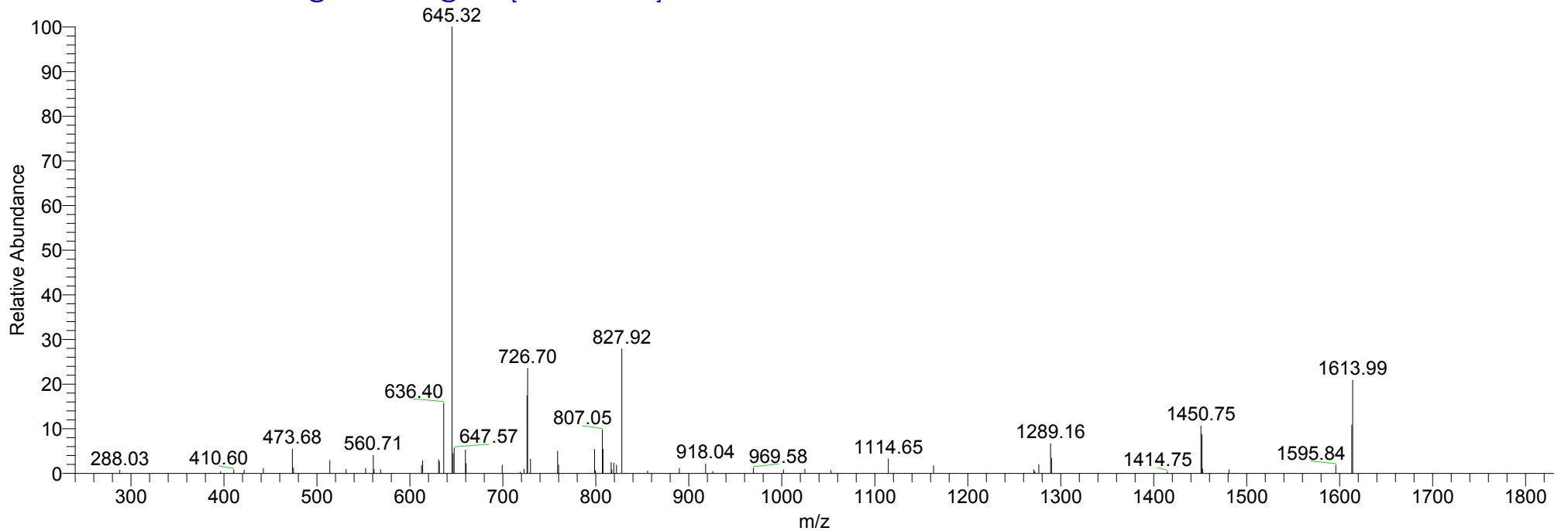


1/5/2007 9:07:59 AM -lysc-glyco

aDG-lysc-glyco #12314 RT: 61.53 AV: 1 NL: 5.56E3
T: ITMS + c NSI d Full ms2 1010.76@34.00 [265.00-2000.00]

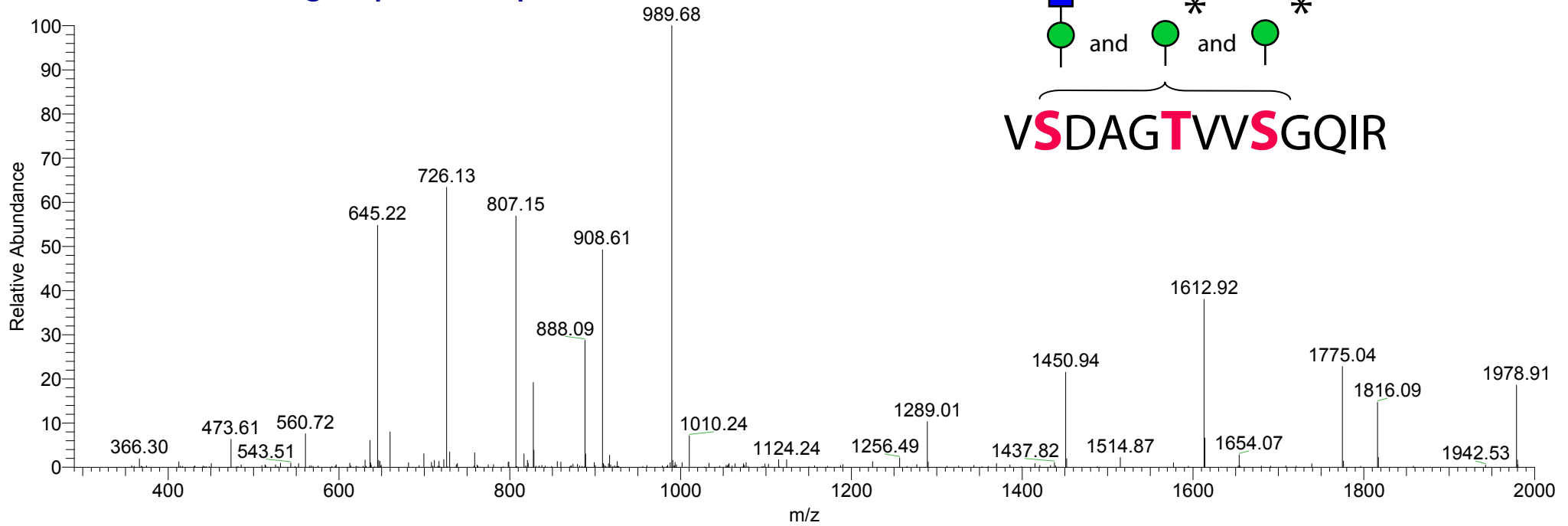


aDG-lysc-glyco #12315 RT: 61.53 AV: 1 NL: 1.11E3
T: ITMS + c NSI d Full ms3 1010.76@34.00 908.89@34.00 [240.00-1830.00]

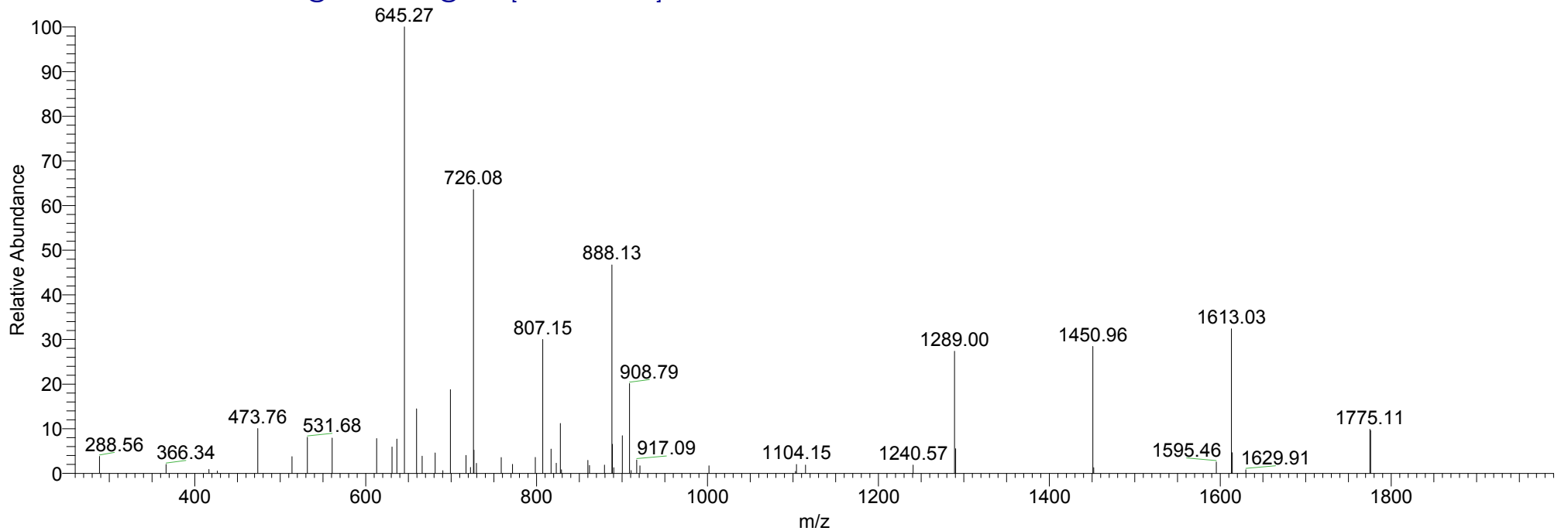


1/5/2007 9:07:59 AM -lysc-glyco

aDG-lysc-glyco #12099 RT: 60.48 AV: 1 NL: 2.03E3
T: ITMS + c NSI d Full ms2 1091.61@34.00 [290.00-2000.00]

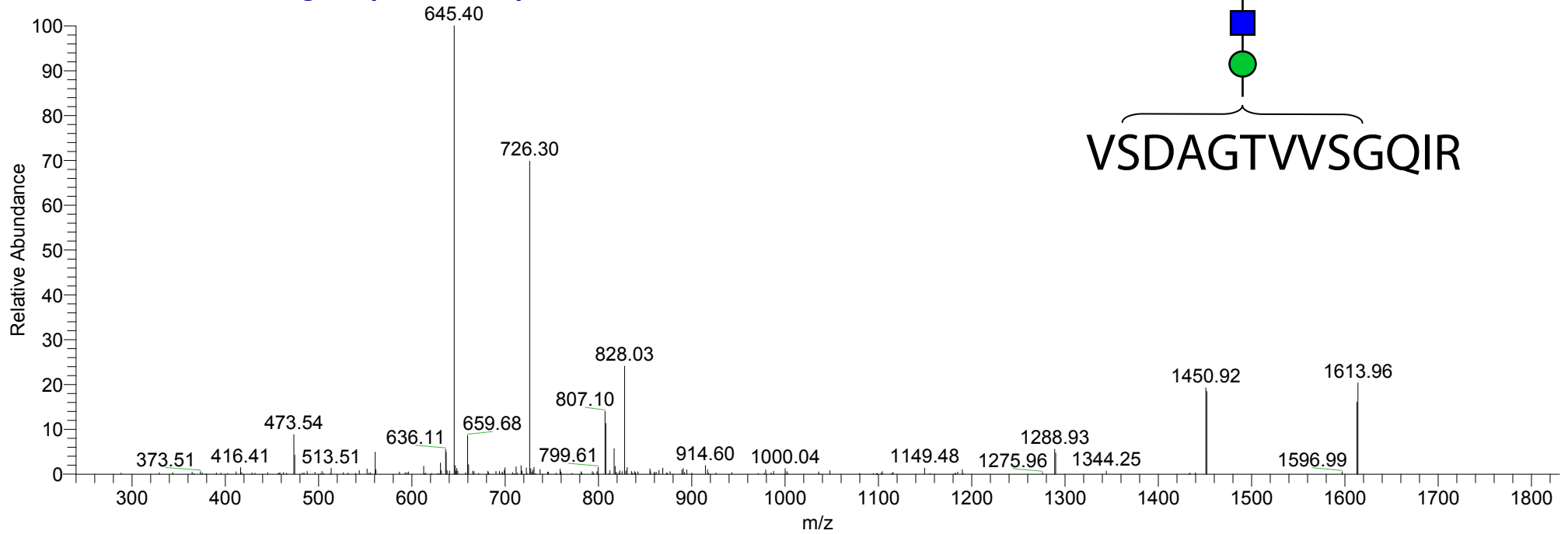


aDG-lysc-glyco #12100 RT: 60.49 AV: 1 NL: 3.04E2
T: ITMS + c NSI d Full ms3 1091.61@34.00 989.68@34.00 [260.00-1990.00]

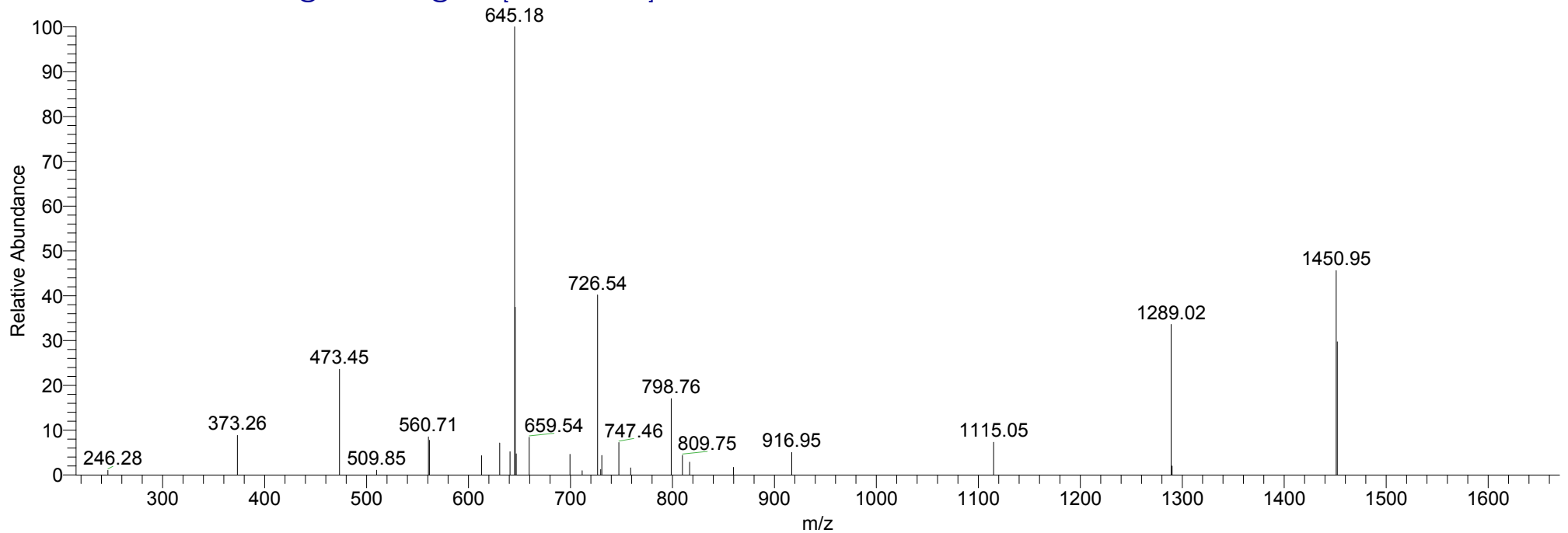


1/5/2007 9:07:59 AM -lysc-glyco

aDG-lysc-glyco #12082 RT: 60.39 AV: 1 NL: 2.37E3
T: ITMS + c NSI d Full ms2 909.01@34.00 [240.00-1830.00]

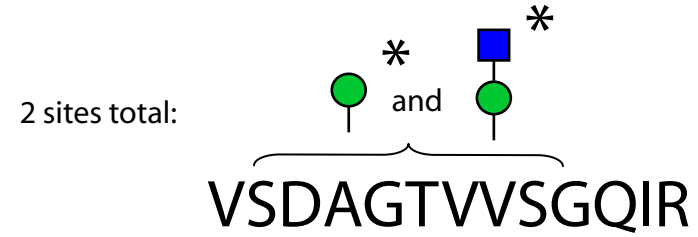
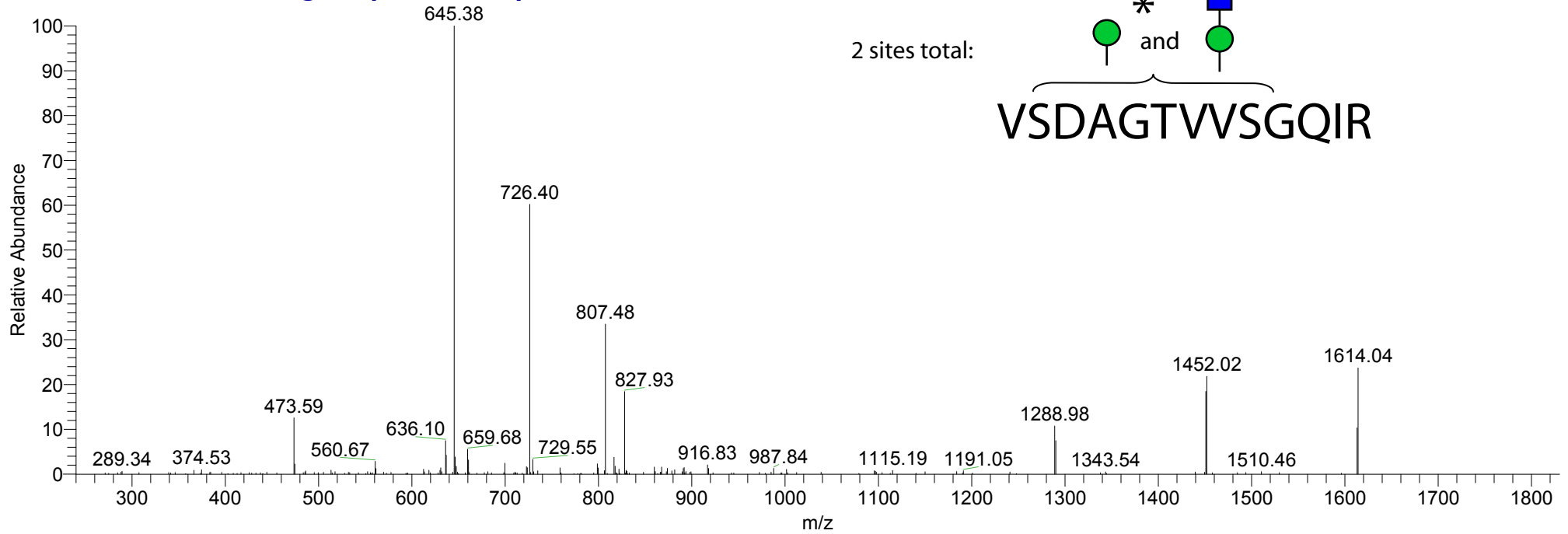


aDG-lysc-glyco #12083 RT: 60.40 AV: 1 NL: 1.70E2
T: ITMS + c NSI d Full ms3 909.01@34.00 828.03@34.00 [215.00-1670.00]

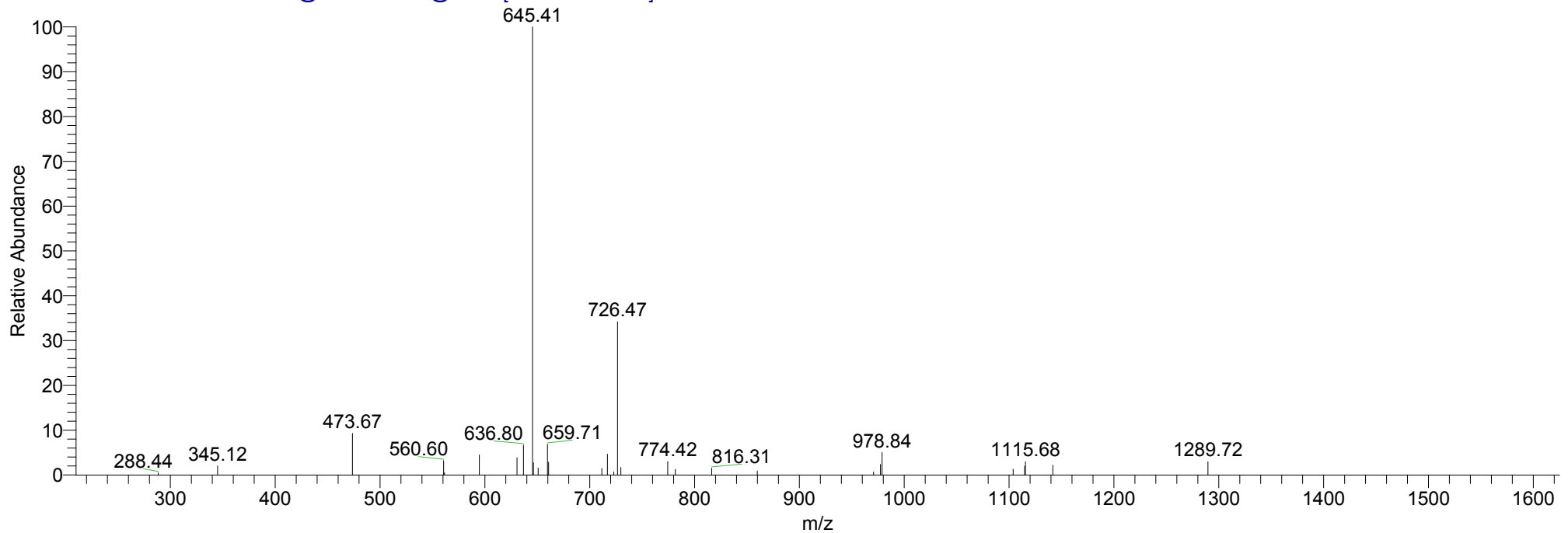


1/5/2007 9:07:59 AM -lysc-glyco

aDG-lysc-glyco #11968 RT: 59.83 AV: 1 NL: 3.70E3
T: ITMS + c NSI d Full ms2 908.96@34.00 [240.00-1830.00]

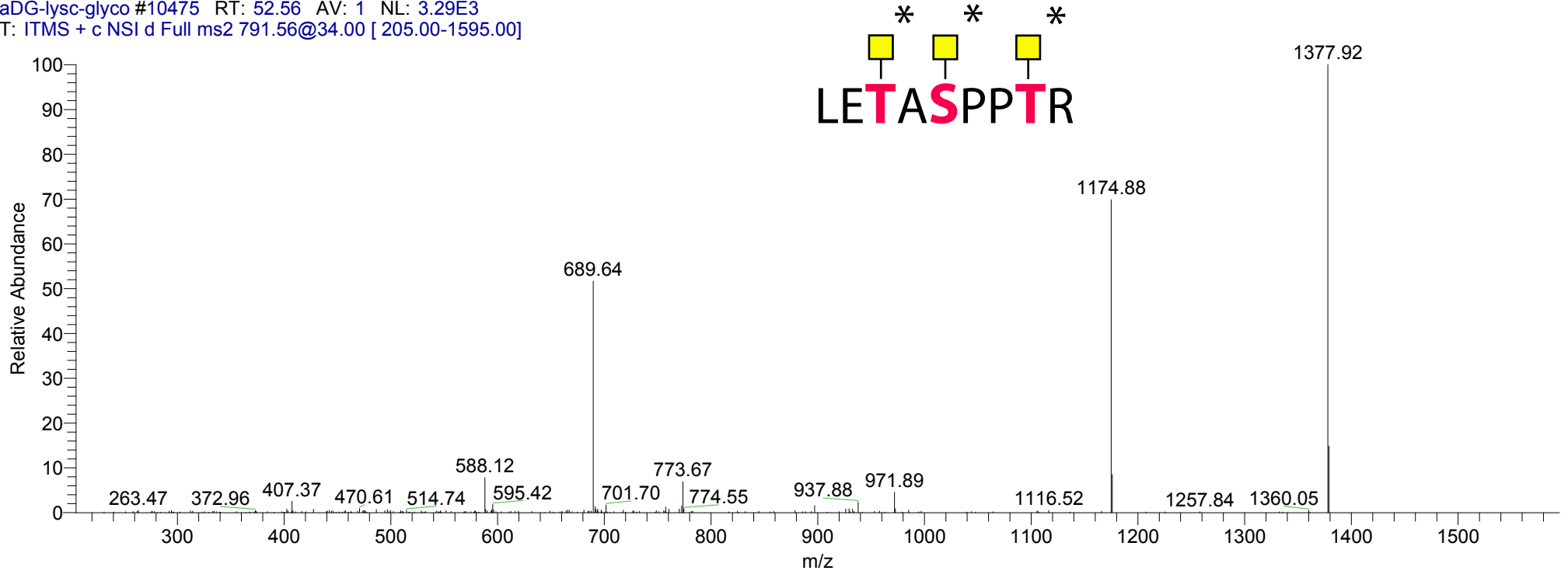


aDG-lysc-glyco #11969 RT: 59.83 AV: 1 NL: 4.44E2
T: ITMS + c NSI d Full ms3 908.96@34.00 807.48@34.00 [210.00-1625.00]

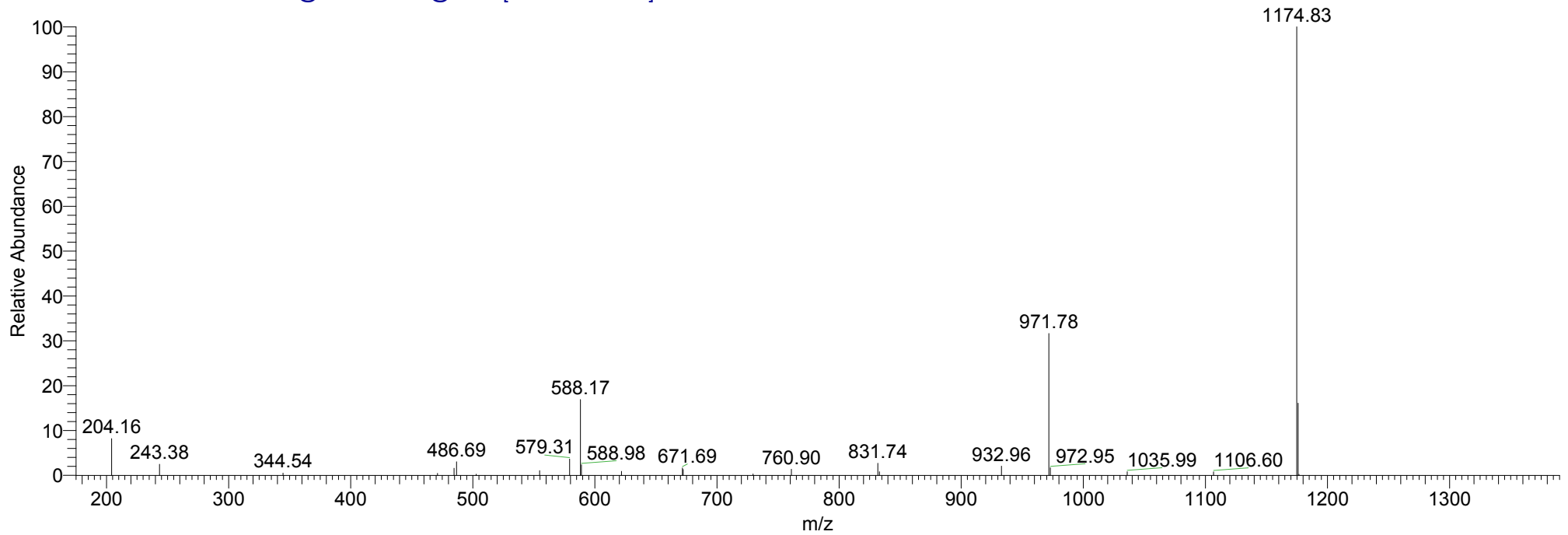


1/5/2007 9:07:59 AM -lysc-glyco

aDG-lysc-glyco #10475 RT: 52.56 AV: 1 NL: 3.29E3
T: ITMS + c NSI d Full ms2 791.56@34.00 [205.00-1595.00]


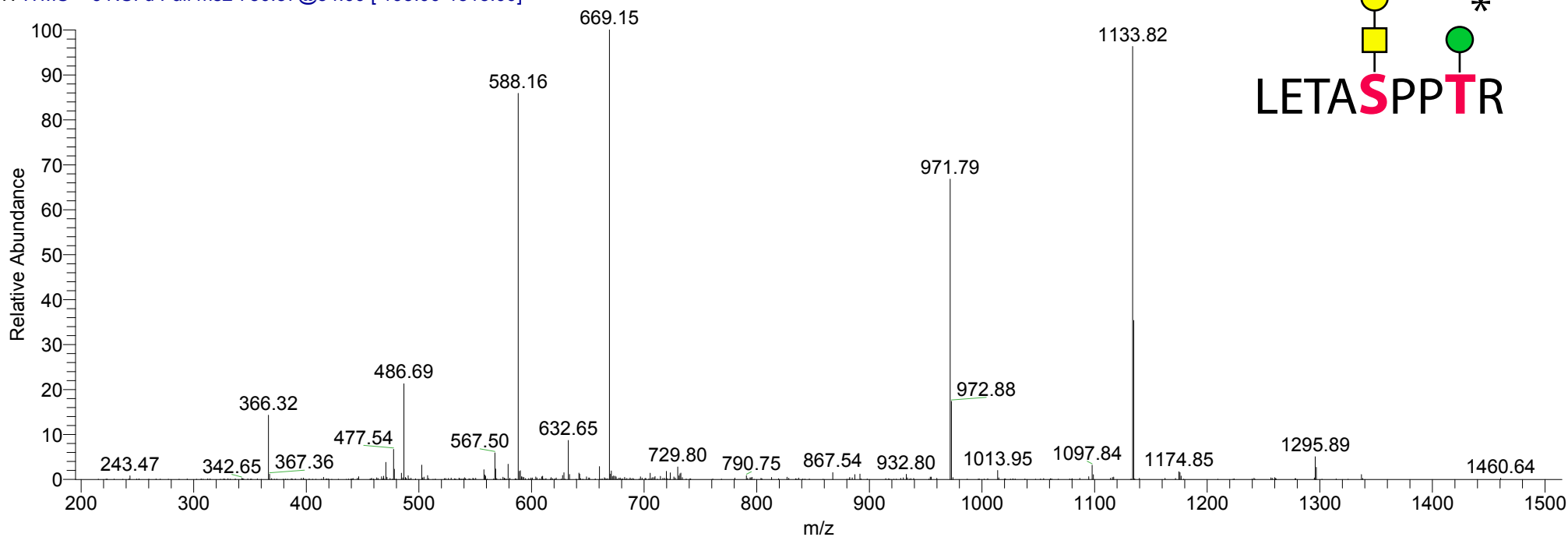


aDG-lysc-glyco #10476 RT: 52.57 AV: 1 NL: 6.51E2
T: ITMS + c NSI d Full ms3 791.56@34.00 689.64@34.00 [175.00-1390.00]

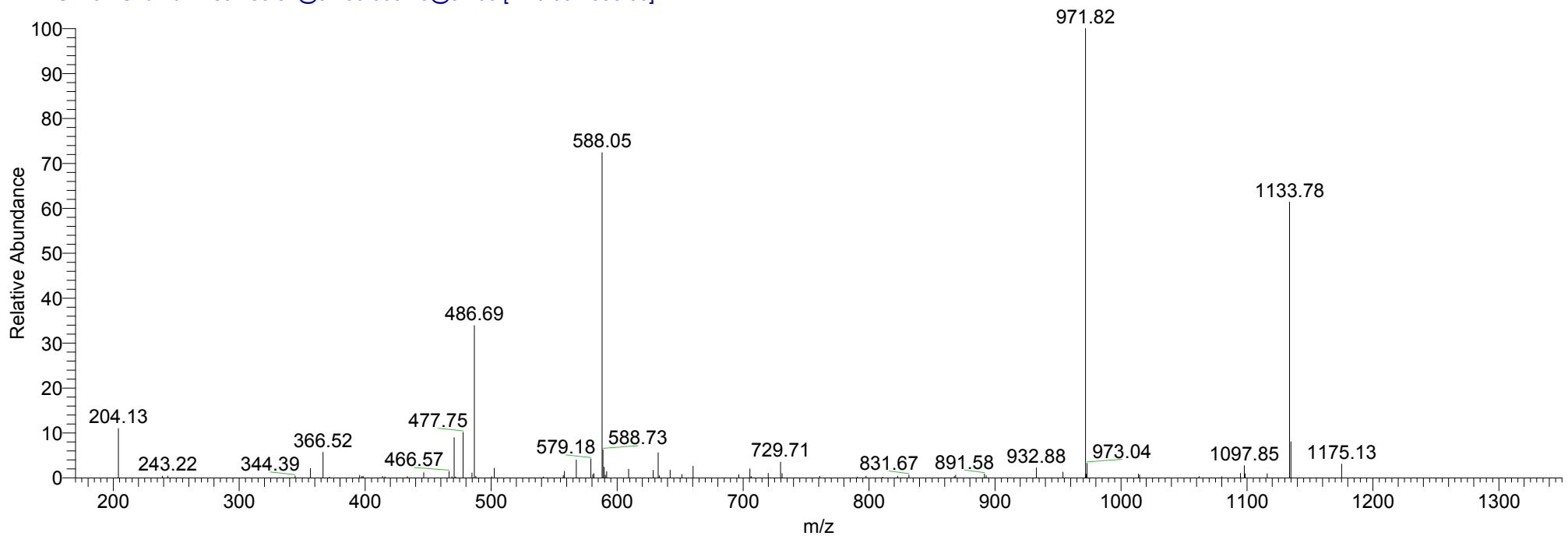


1/5/2007 9:07:59 AM -lysc-glyco

aDG-lysc-glyco #10368 RT: 52.04 AV: 1 NL: 8.93E3
T: ITMS + c NSI d Full ms2 750.37@34.00 [195.00-1515.00]


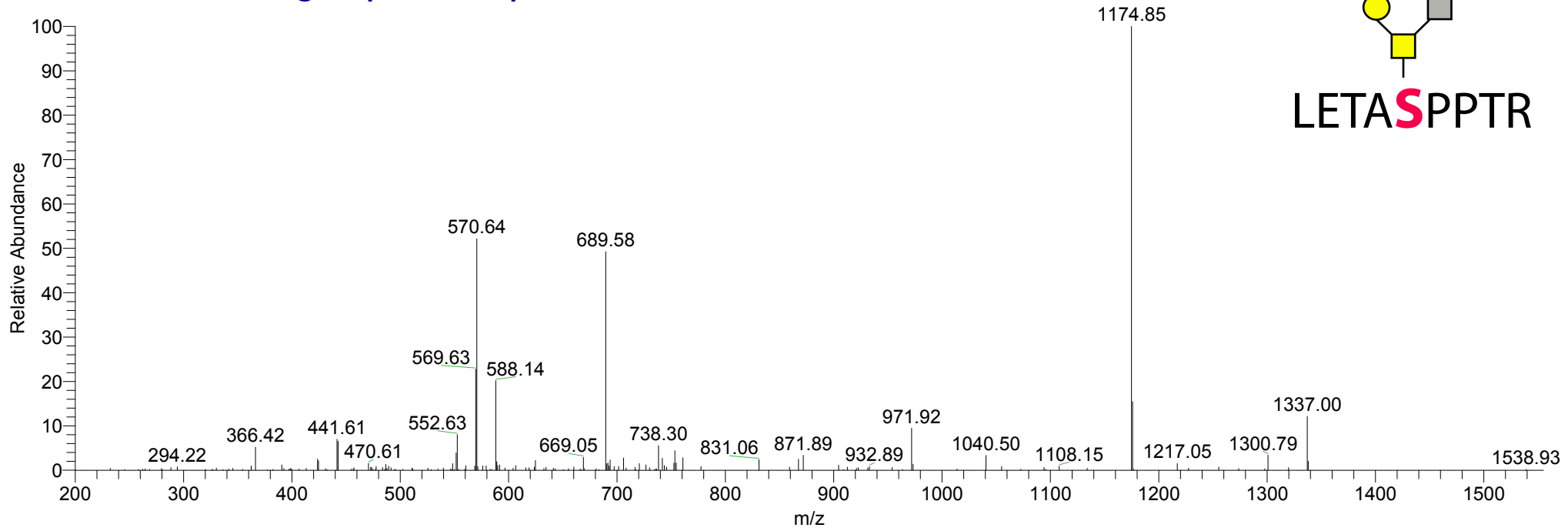


aDG-lysc-glyco #10369 RT: 52.04 AV: 1 NL: 1.64E3
T: ITMS + c NSI d Full ms3 750.37@34.00 669.15@34.00 [170.00-1350.00]

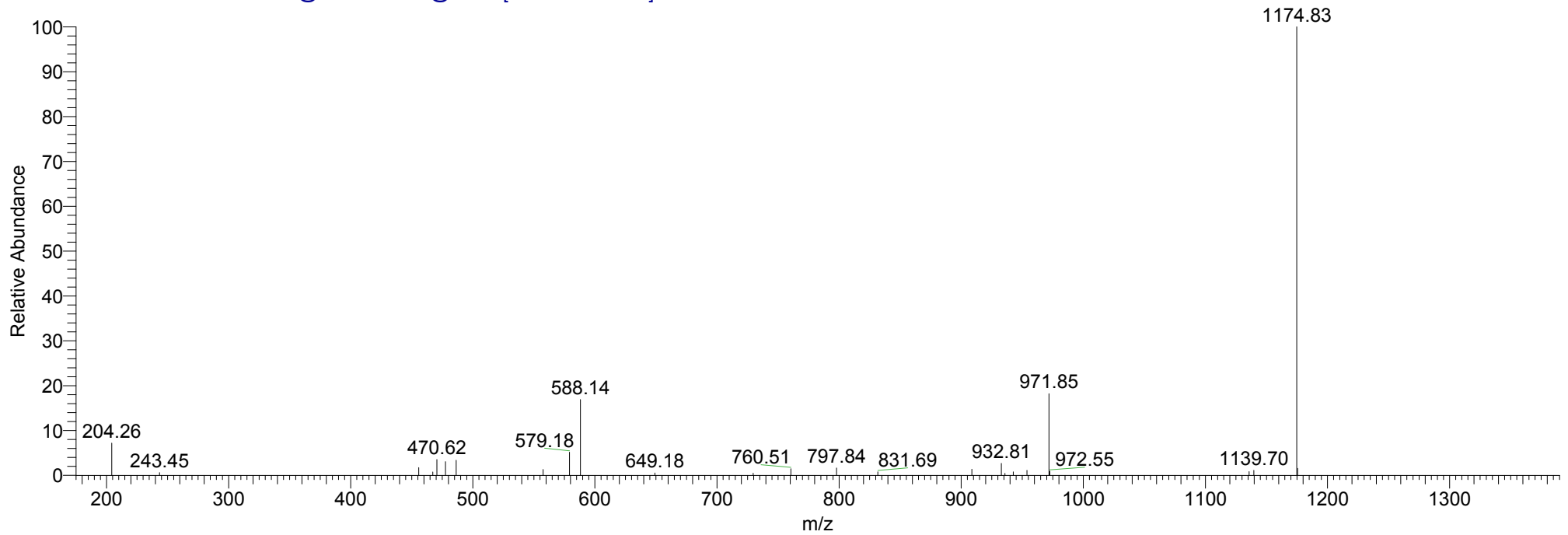


1/5/2007 9:07:59 AM -lysc-glyco

aDG-lysc-glyco #10281 RT: 51.60 AV: 1 NL: 1.61E3
T: ITMS + c NSI d Full ms2 770.86@34.00 [200.00-1555.00]

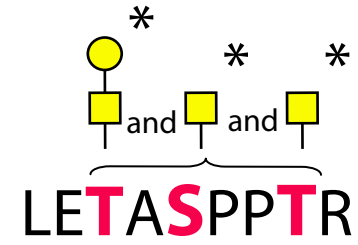
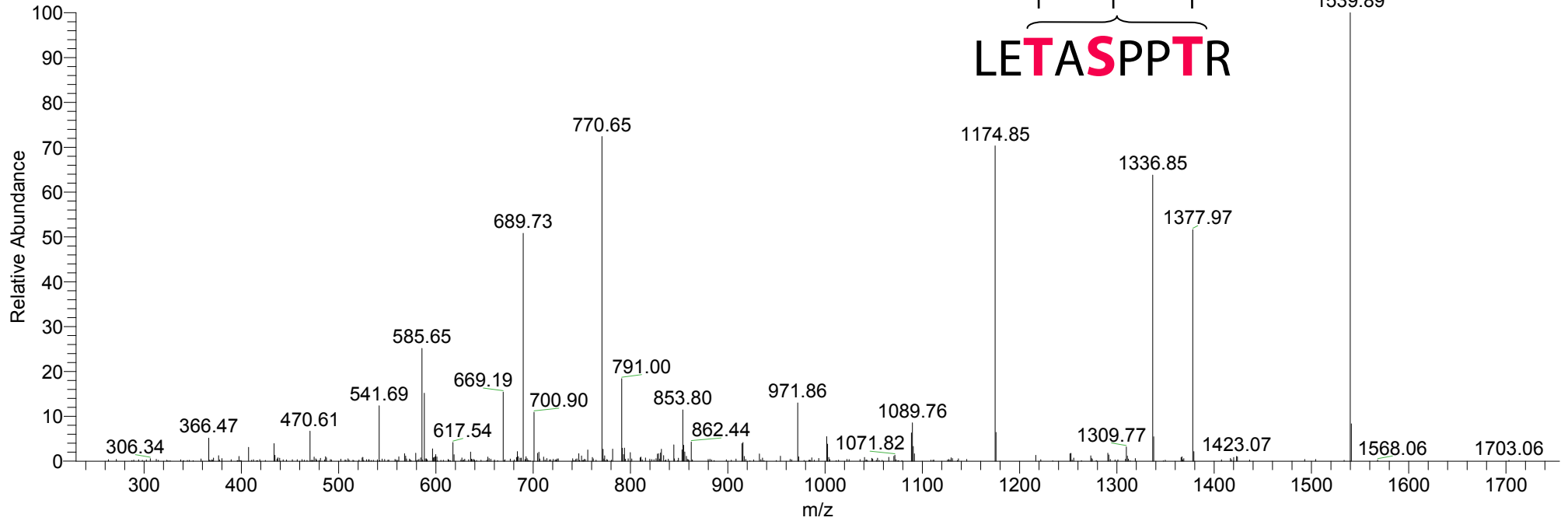


aDG-lysc-glyco #10282 RT: 51.61 AV: 1 NL: 9.46E2
T: ITMS + c NSI d Full ms3 770.86@34.00 689.58@34.00 [175.00-1390.00]

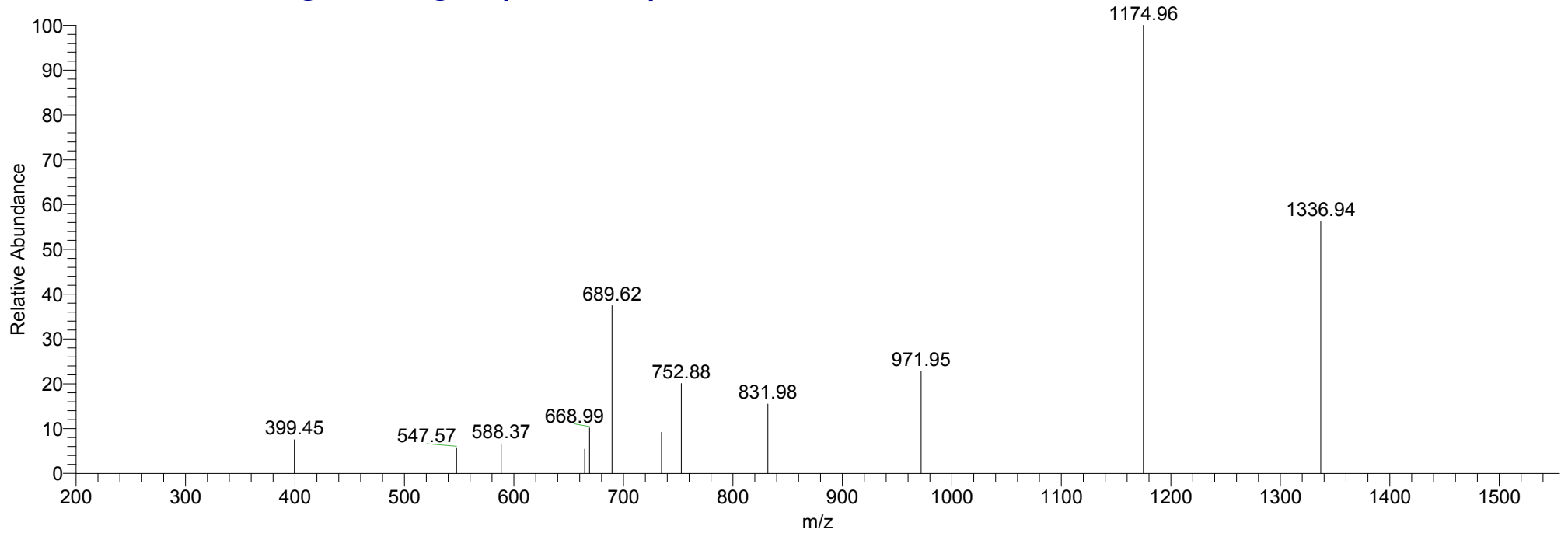


1/5/2007 9:07:59 AM -lysc-glyco

aDG-lysc-glyco #10188 RT: 51.12 AV: 1 NL: 4.00E3
T: ITMS + c NSI d Full ms2 872.36@34.00 [230.00-1755.00]


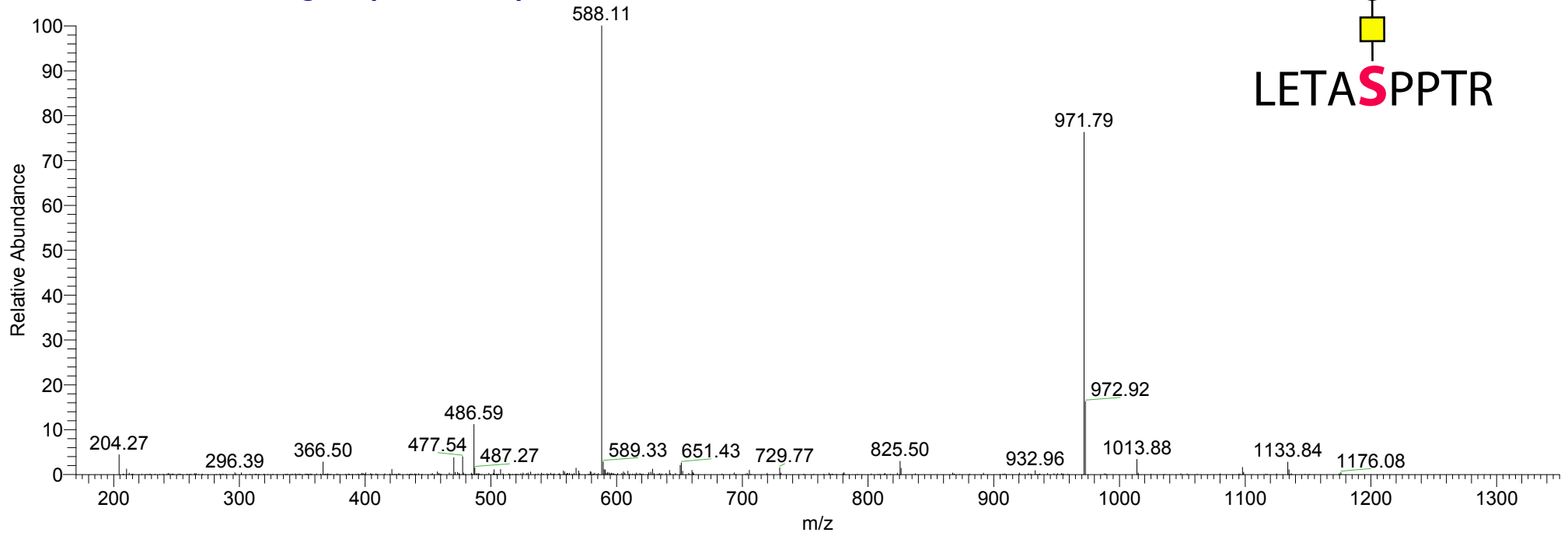


aDG-lysc-glyco #10189 RT: 51.13 AV: 1 NL: 1.64E2
T: ITMS + c NSI d Full ms3 872.36@34.00 770.65@34.00 [200.00-1555.00]

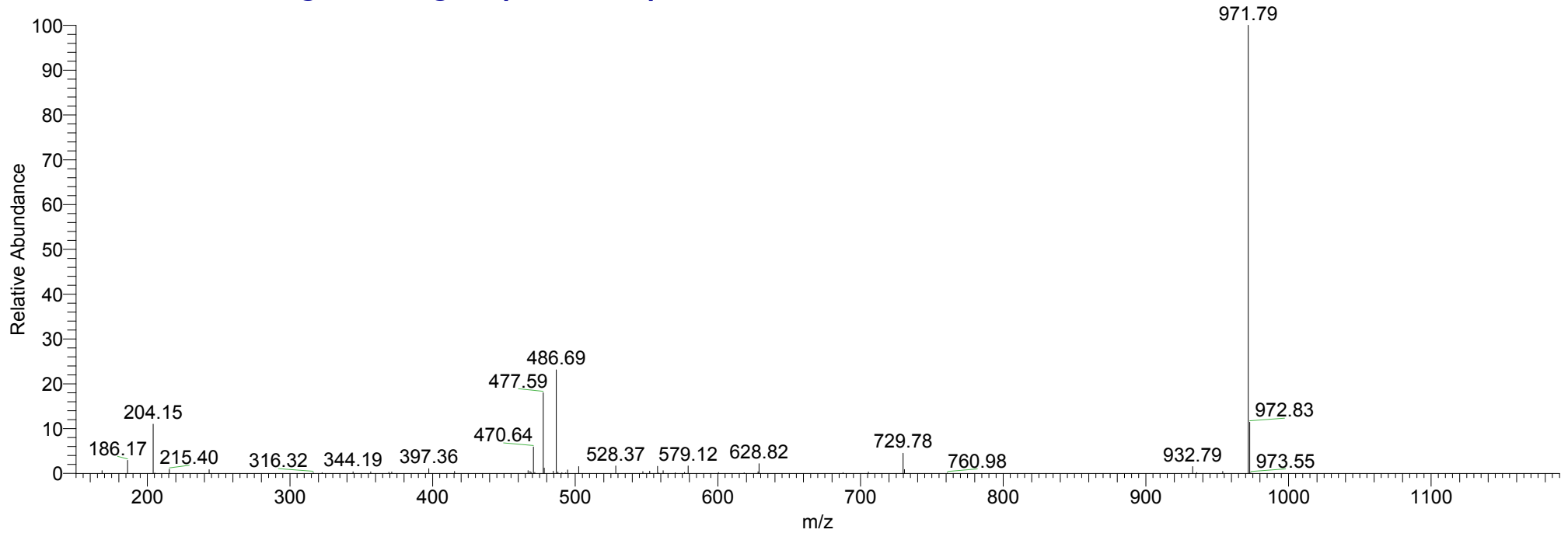


1/5/2007 9:07:59 AM -lysc-glyco

aDG-lysc-glyco #10029 RT: 50.33 AV: 1 NL: 9.07E3
T: ITMS + c NSI d Full ms2 669.41@34.00 [170.00-1350.00]

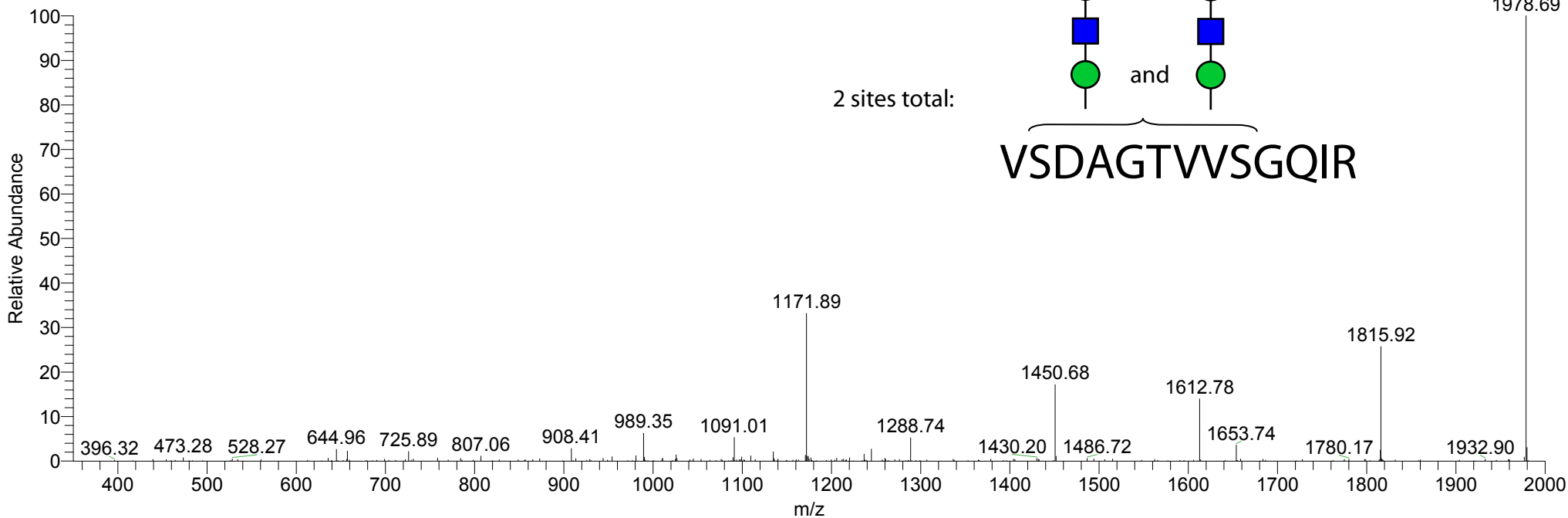


aDG-lysc-glyco #10030 RT: 50.33 AV: 1 NL: 2.82E3
T: ITMS + c NSI d Full ms3 669.41@34.00 588.11@34.00 [150.00-1190.00]

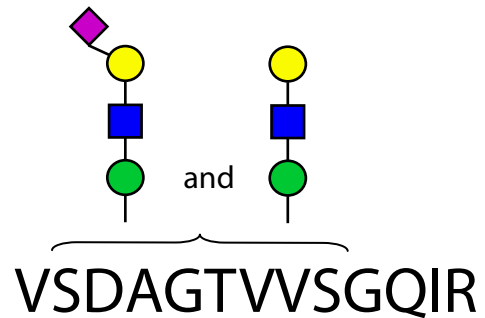


9/14/2006 1:52:56 PM igest

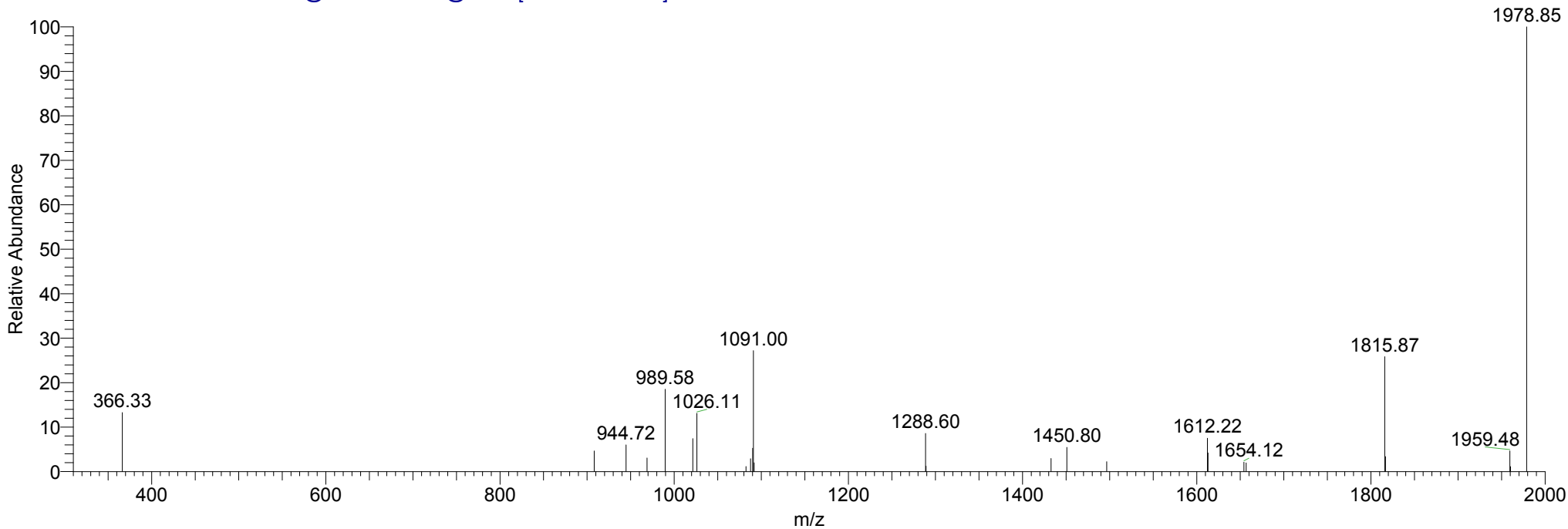
286digest #15890 RT: 82.16 AV: 1 NL: 4.04E3
T: ITMS + c NSI d Full ms2 1317.72@34.00 [350.00-2000.00]



2 sites total:

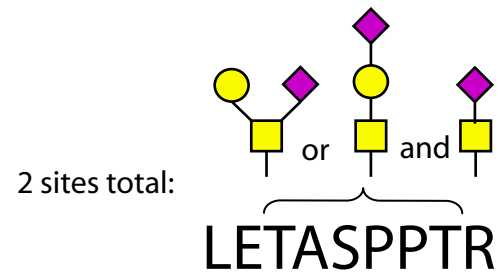
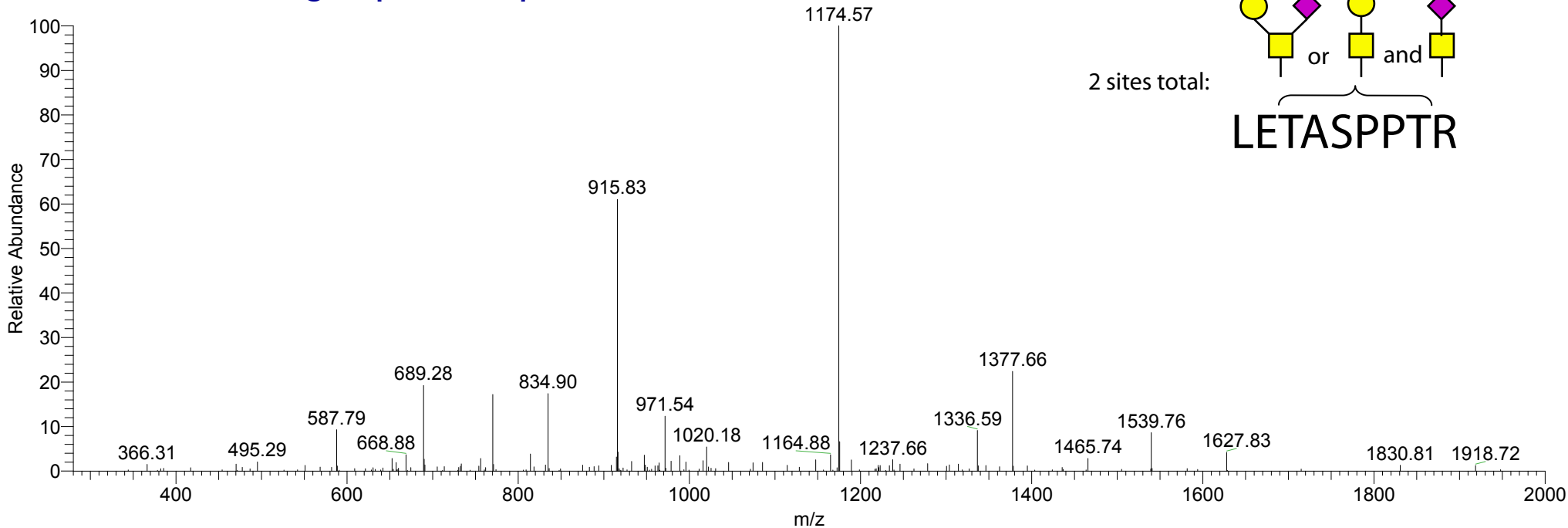


286digest #15891 RT: 82.17 AV: 1 NL: 2.26E2
T: ITMS + c NSI d Full ms3 1317.72@34.00 1171.89@34.00 [310.00-2000.00]

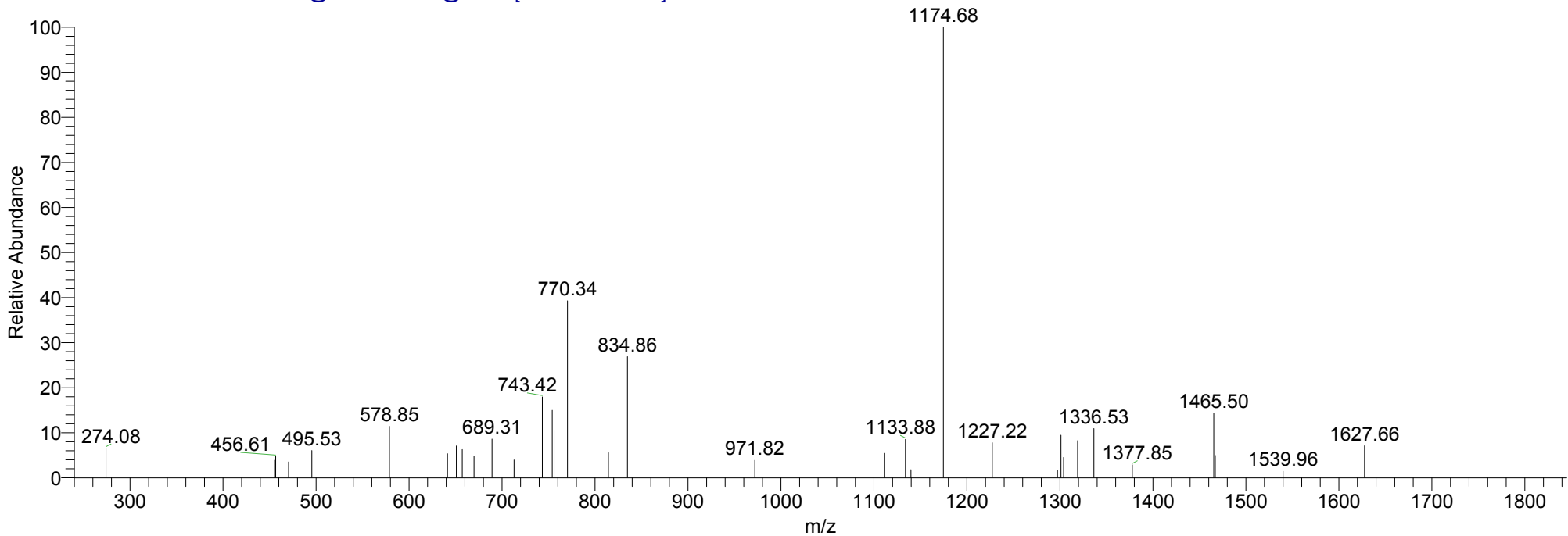


9/14/2006 1:52:56 PM igest

286digest #15499 RT: 80.11 AV: 1 NL: 1.32E3
T: ITMS + c NSI d Full ms2 1061.71@34.00 [280.00-2000.00]

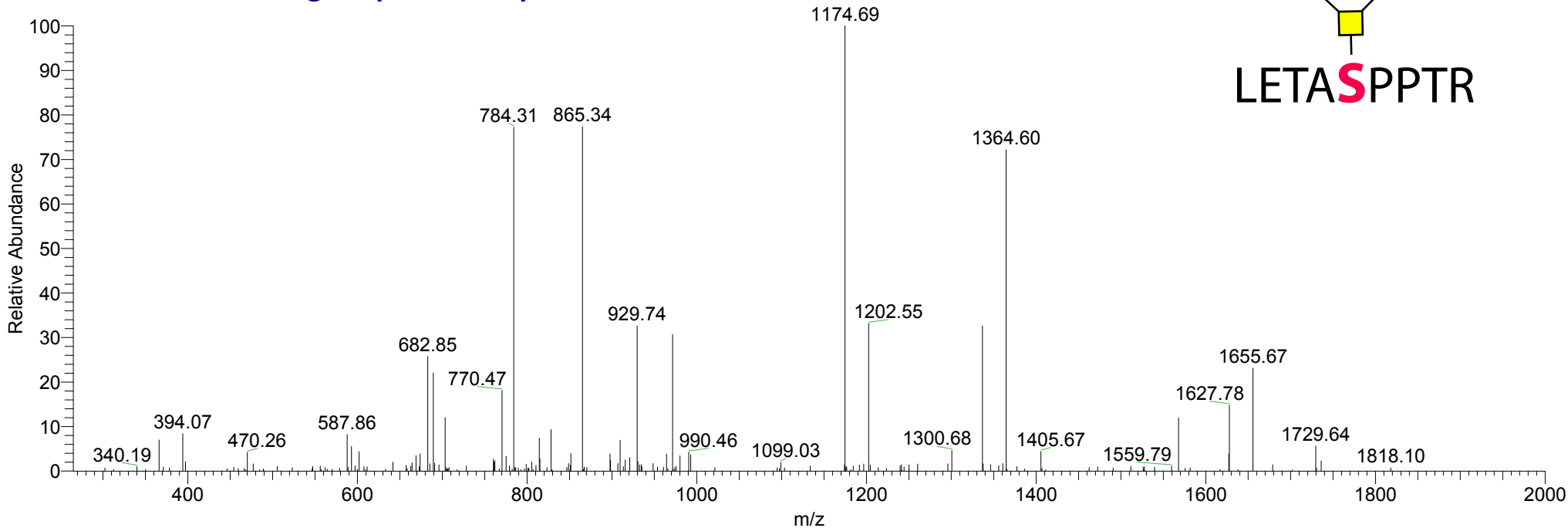



286digest #15500 RT: 80.12 AV: 1 NL: 1.32E2
T: ITMS + c NSI d Full ms3 1061.71@34.00 915.83@34.00 [240.00-1845.00]

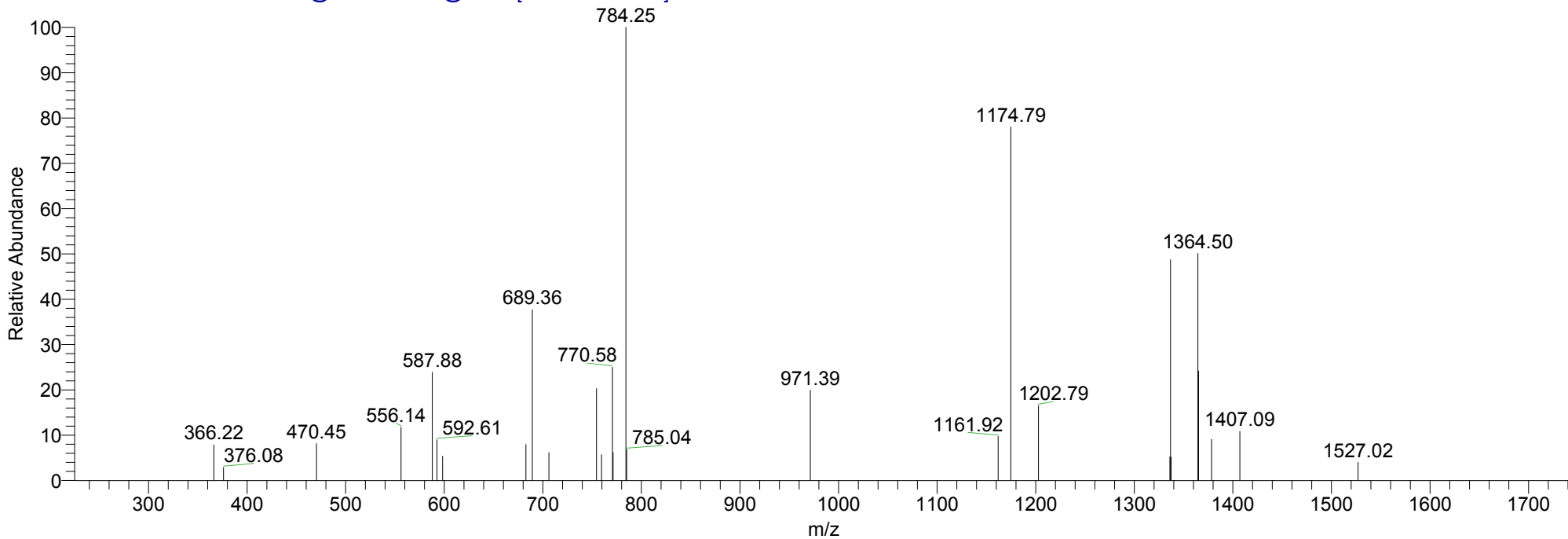


9/14/2006 1:52:56 PM igest

286digest #15474 RT: 79.98 AV: 1 NL: 6.66E2
T: ITMS + c NSI d Full ms2 1011.06@34.00 [265.00-2000.00]

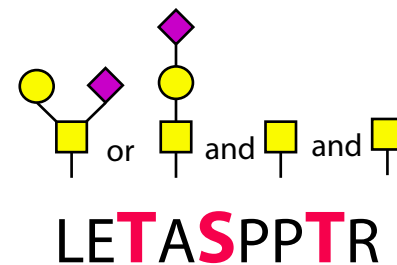
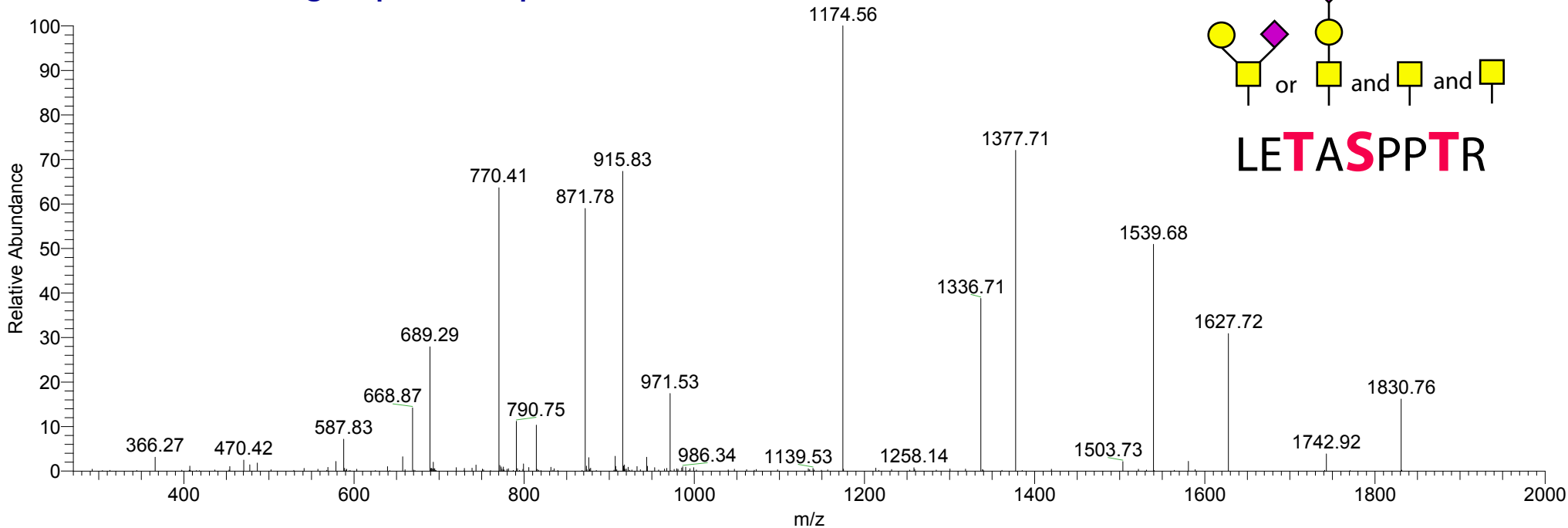


286digest #15475 RT: 79.98 AV: 1 NL: 6.73E1
T: ITMS + c NSI d Full ms3 1011.06@34.00 865.34@34.00 [225.00-1745.00]

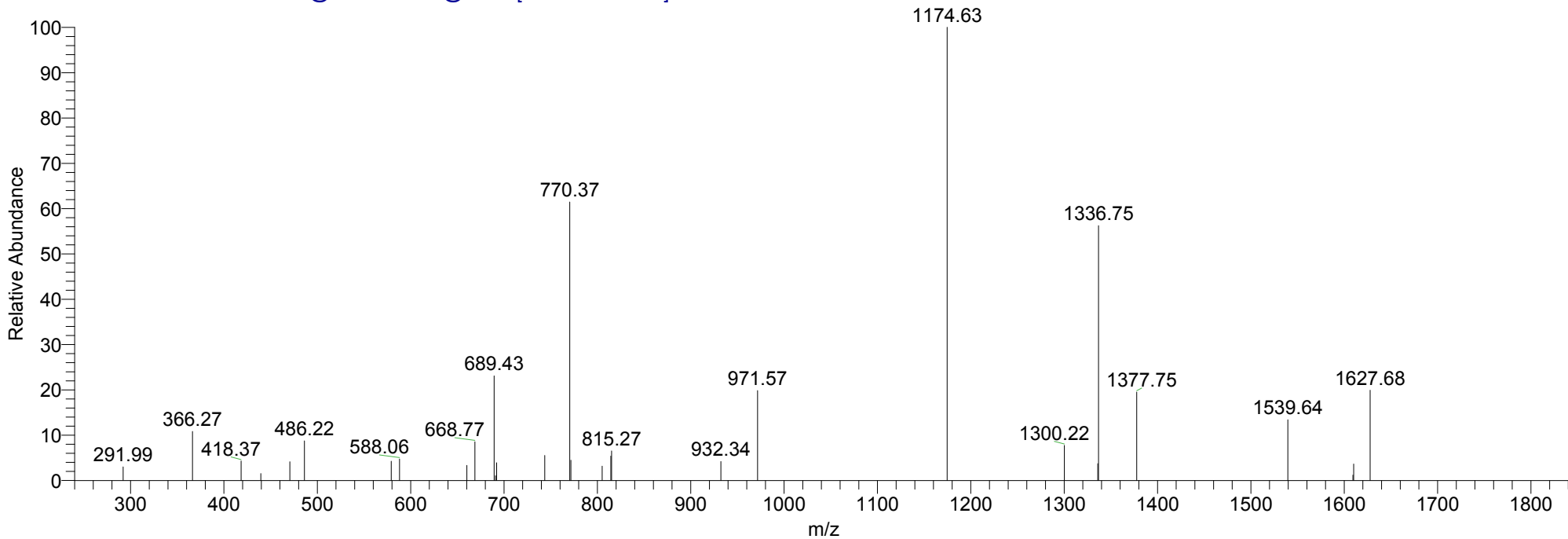


9/14/2006 1:52:56 PM igest

286digest #15445 RT: 79.82 AV: 1 NL: 2.25E3
T: ITMS + c NSI d Full ms2 1017.63@34.00 [270.00-2000.00]

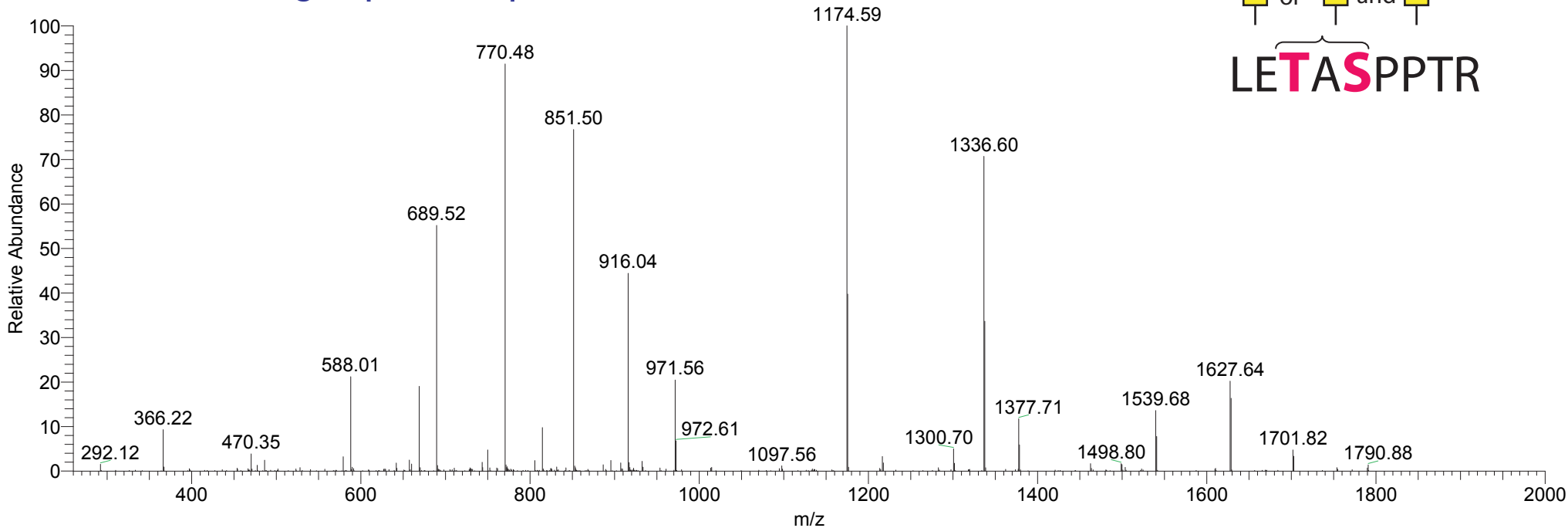
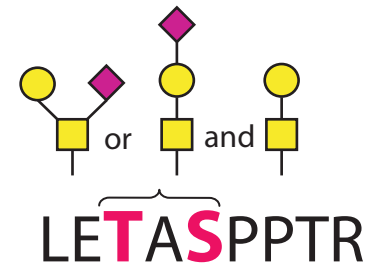


286digest #15446 RT: 79.82 AV: 1 NL: 1.81E2
T: ITMS + c NSI d Full ms3 1017.63@34.00 915.83@34.00 [240.00-1845.00]

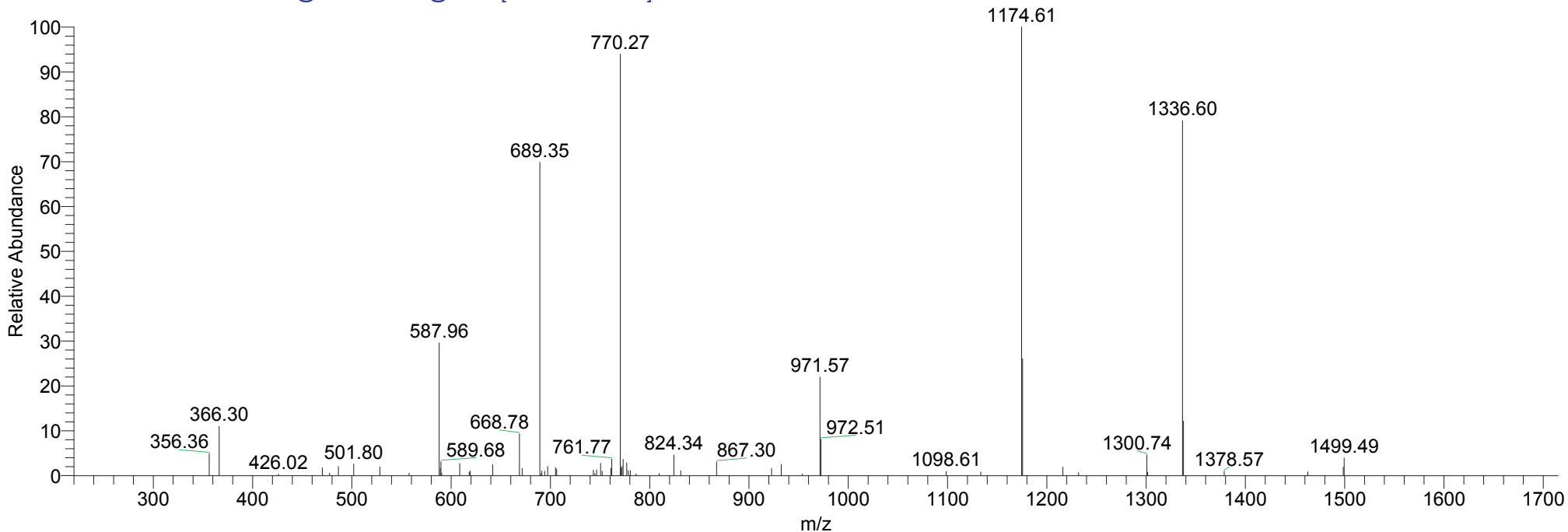


9/14/2006 1:52:56 PM igest

286digest #15395 RT: 79.56 AV: 1 NL: 5.90E4
T: ITMS + c NSI d Full ms2 997.59@34.00 [260.00-2000.00]

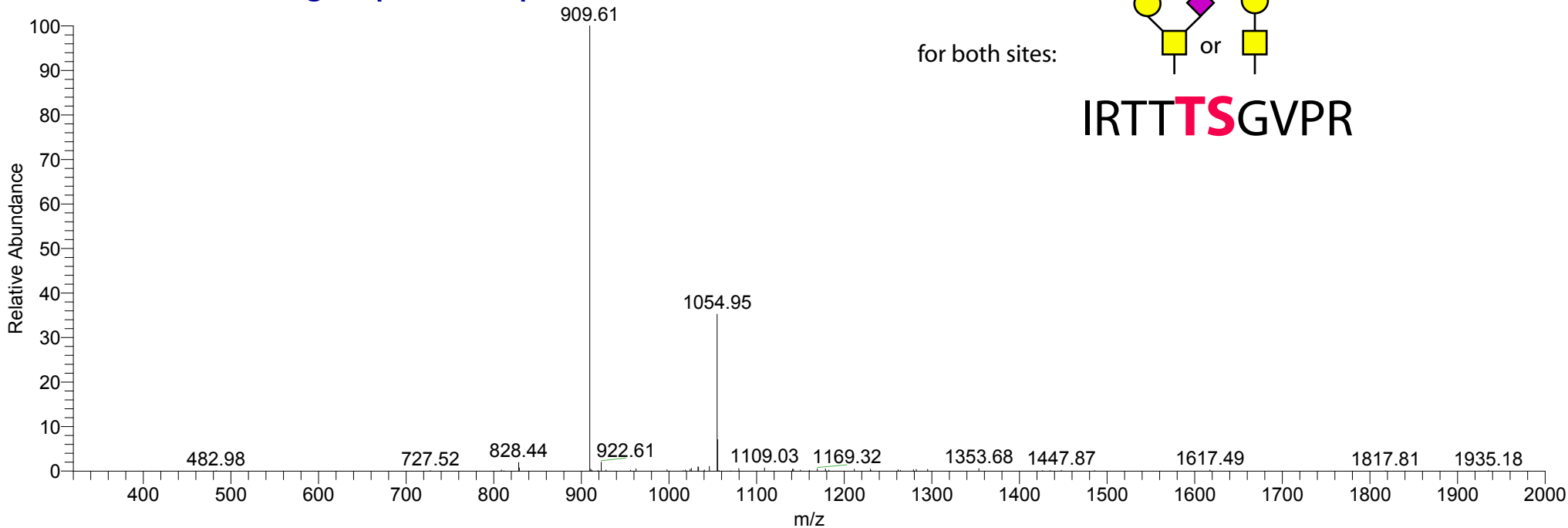


286digest #15396 RT: 79.56 AV: 1 NL: 4.51E3
T: ITMS + c NSI d Full ms3 997.59@34.00 851.50@34.00 [220.00-1715.00]




9/14/2006 1:52:56 PM igest

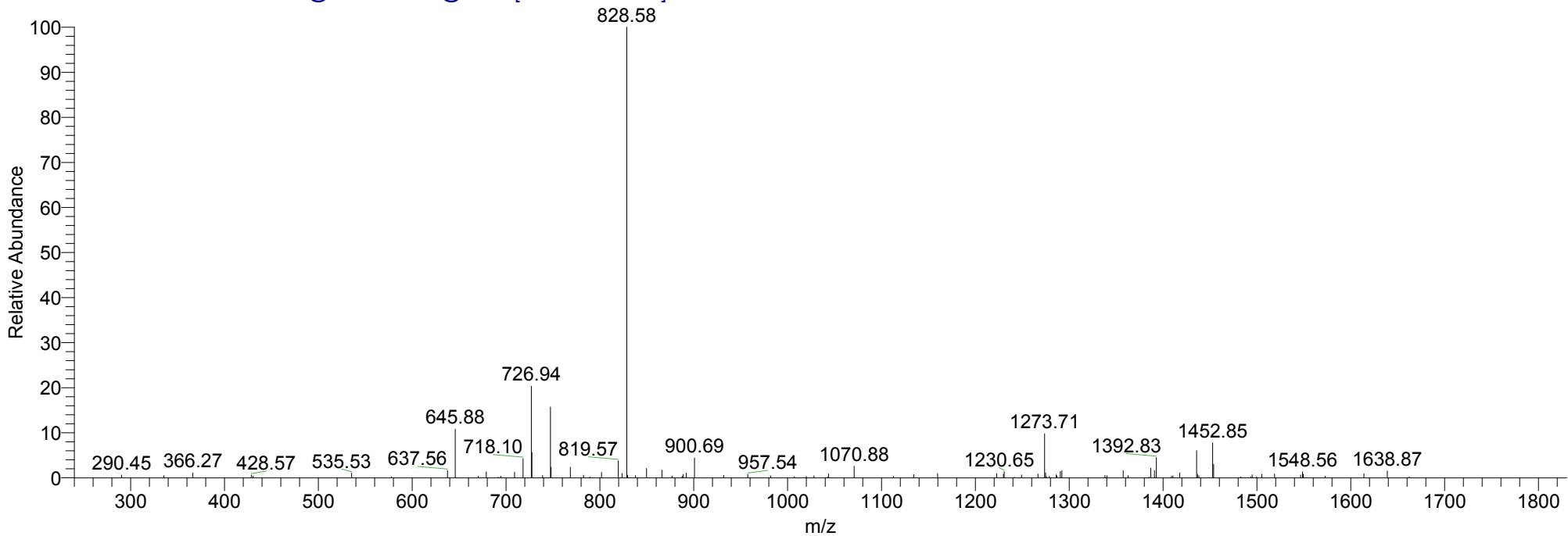
286digest #15086 RT: 77.91 AV: 1 NL: 5.32E3
T: ITMS + c NSI d Full ms2 1200.74@34.00 [320.00-2000.00]




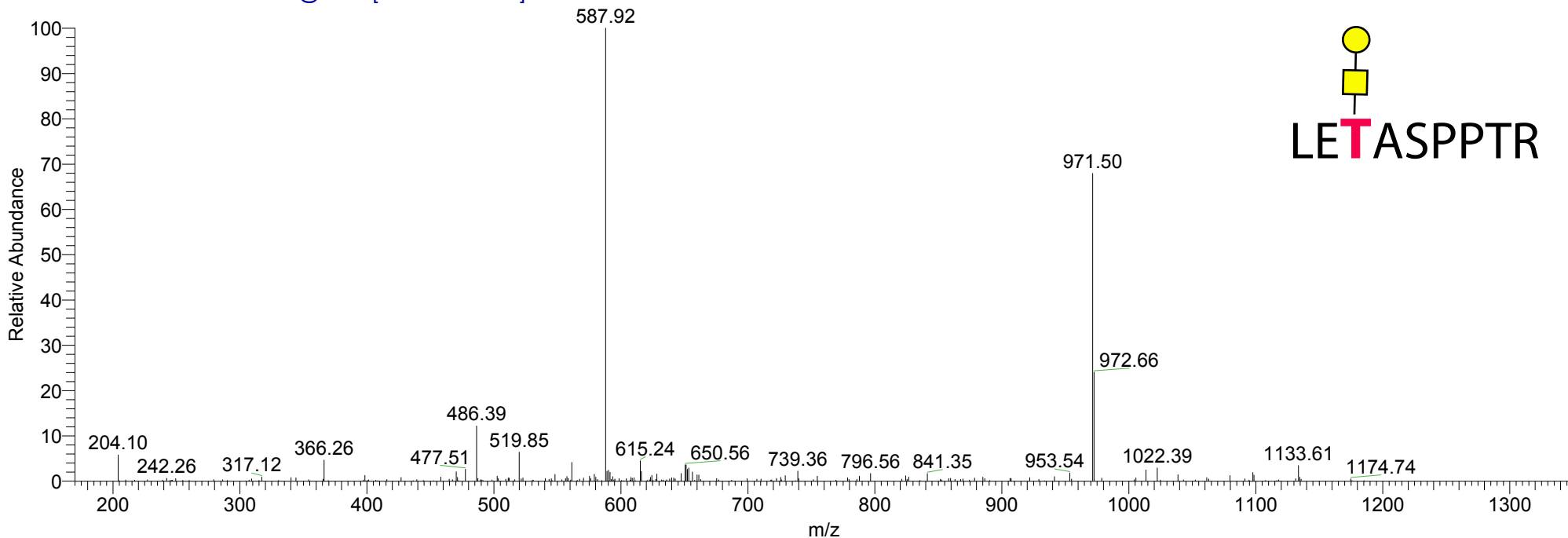
for both sites:



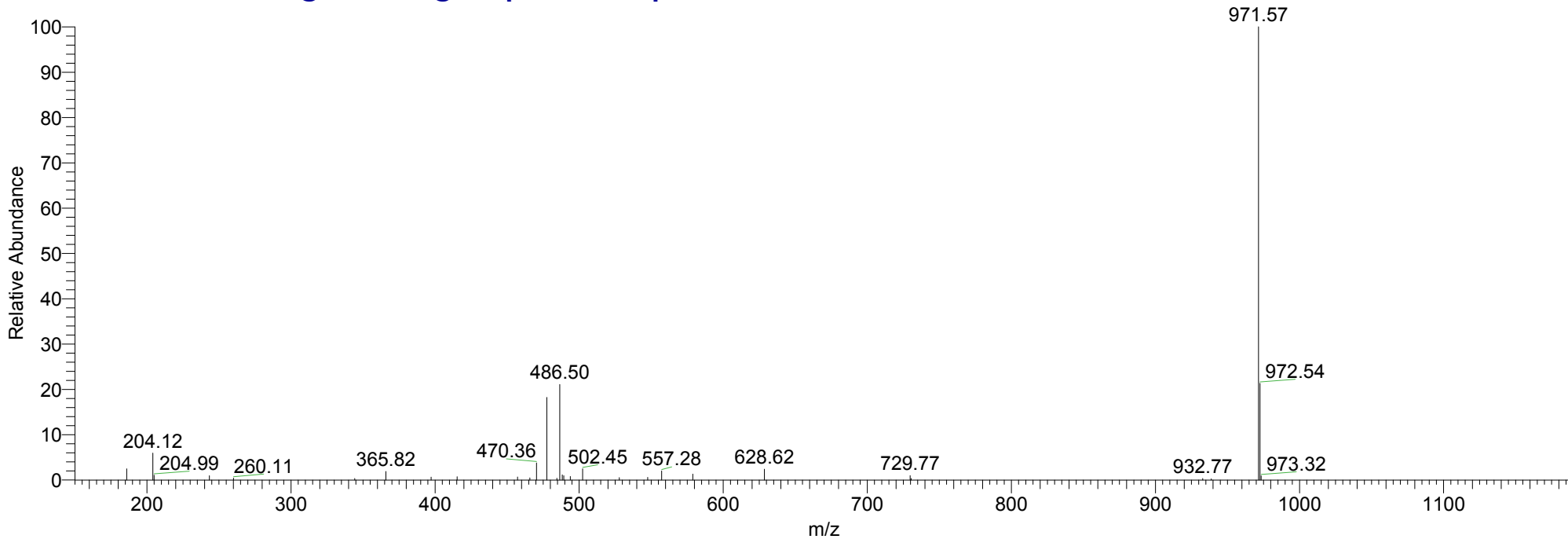
286digest #15087 RT: 77.91 AV: 1 NL: 1.09E3
T: ITMS + c NSI d Full ms3 1200.74@34.00 909.61@34.00 [240.00-1830.00]



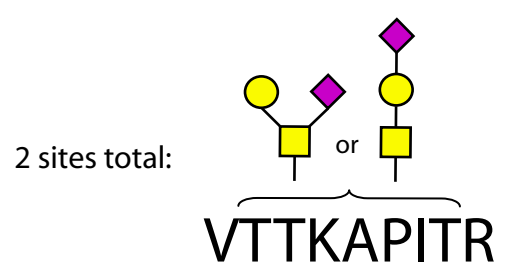
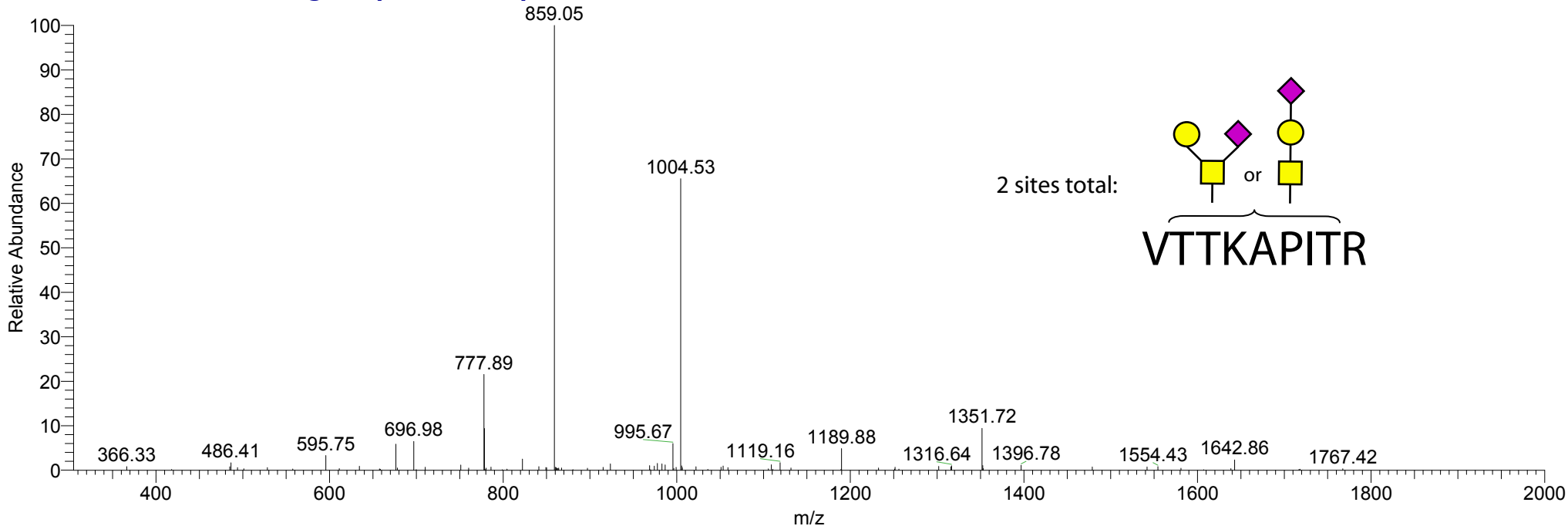
286digest #15049 RT: 77.70 AV: 1 NL: 1.77E3
T: ITMS + c NSI d Full ms2 669.15@34.00 [170.00-1350.00]



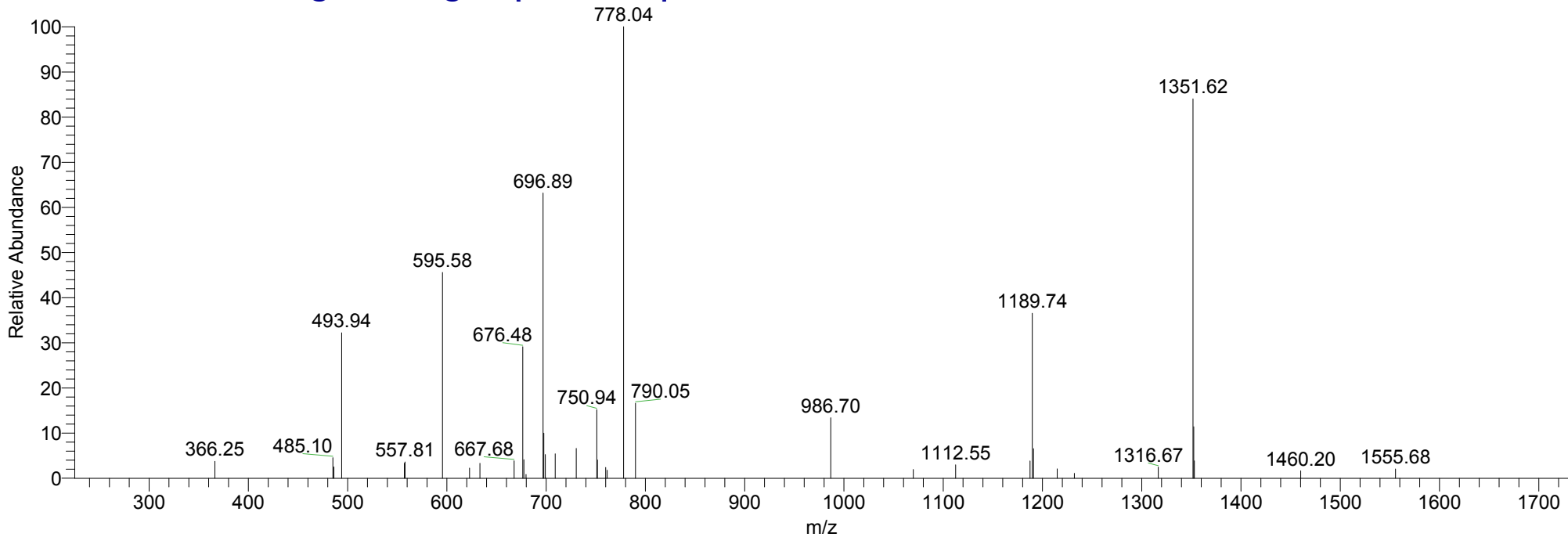
286digest #15050 RT: 77.70 AV: 1 NL: 7.96E2
T: ITMS + c NSI d Full ms3 669.15@34.00 587.92@34.00 [150.00-1190.00]



286digest #15011 RT: 77.48 AV: 1 NL: 1.70E3
T: ITMS + c NSI d Full ms2 1150.34@34.00 [305.00-2000.00]

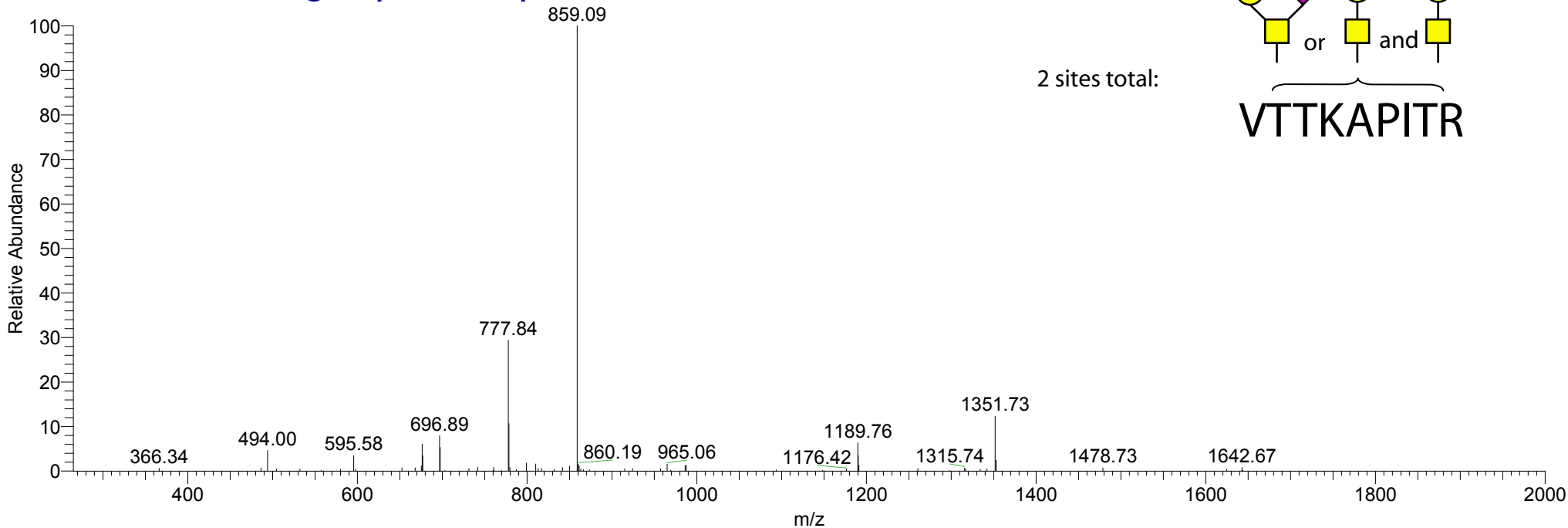


286digest #15012 RT: 77.49 AV: 1 NL: 1.88E2
T: ITMS + c NSI d Full ms3 1150.34@34.00 859.05@34.00 [225.00-1730.00]

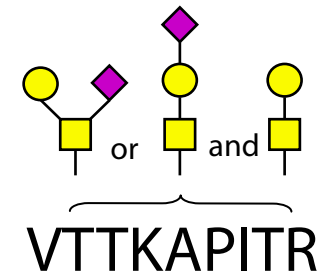


9/14/2006 1:52:56 PM igest

286digest #14490 RT: 74.76 AV: 1 NL: 1.42E3
T: ITMS + c NSI d Full ms2 1004.66@34.00 [265.00-2000.00]



2 sites total:



286digest #14491 RT: 74.76 AV: 1 NL: 3.20E2
T: ITMS + c NSI d Full ms3 1004.66@34.00 859.09@34.00 [225.00-1730.00]

