Supplementary Table 1. Homozygous deletion and expression of 175 genes in cancerous and non-cancerous cultured lung cells

No.	Gene[a]	No. of cell lines with HD	Probe ID	Expression[b] T/N ratio	Expression[b] P value by t-test	Expression[c] T/N ratio	Expression[c] P value by t-test	Region no.	Chr band
1	PRDM2/RIZ	1	1: 203056_s_at	1.01	0.93	1.01	0.93	1	1p36
			2: 203057_s_at	0.96	0.0073	0.96	0.0073		
			3: 205277_at	1.06	0.0066	1.06	0.0066		
			4: 216433_s_at	0.84	0.25	0.84	0.25		
2	TIE1	1	5: 204468_s_at	0.89	0.49	0.90	0.53	2	1p34
3	LRP1B/LRP-DIP	7	6: 219643_at	1.19	0.30	1.25	0.21	3	2q22
4	GALNT13	1	7: 234472_at	1.62	0.049	1.62	0.049	4	2q24
			8: 236536_at	1.03	0.55	1.03	0.55		
5	KCNH7	1	9: 224099_at	1.04	0.084	1.04	0.084	5	2q24
6	FIGN	1	10: 222956_at	1.13	0.059	1.13	0.059		
7	GRB14	2	11: 206204_at	1.24	0.053	1.24	0.053		
8	COBLL1	2	12: 203641_s_at	0.97	0.34	0.97	0.34		
			13: 203642_s_at	0.83	0.00056	0.83	0.00056		
9	SLC38A11	2	14: 211032_at	0.88	0.37	0.88	0.37		
			15: 215393_s_at	1.07	0.33	1.07	0.33		
			16: 229598_at	0.69	0.0010	0.69	0.0010		
10	SCN3A	2	17: 210432_s_at	1.14	0.60	1.14	0.60		
11	SCN2A	2	18: 206381_at	0.92	0.37	0.92	0.37		
			19: 229057_at	1.16	0.23	1.16	0.23		
12	FAM130A2	2	20: 220462_at	1.12	0.31	1.12	0.31		
13	GALNT3	2	21: 203397_s_at	0.79	0.019	0.79	0.019		
			22: 203398_s_at	0.96	0.50	0.96	0.50		
14	TTC21B	1							
15	SCN1A	1	23: 210383_at	0.92	0.47	0.92	0.47		
16	GULP1	1	24: 204235_s_at	1.30	0.0024	1.30	0.0024	6	2q32
			25: 204237_at	1.25	0.041	1.25	0.041		
			26: 215913_s_at	1.57	0.014	1.57	0.014		
			27: 223837_at	1.03	0.36	1.03	0.36		
17	PBRM1	1	28: 220353_s_at	1.04	0.16	1.04	0.16	7	3p21
			29: 221212_x_at	0.97	0.77	0.97	0.77		
			30: 223238_s_at	0.93	0.00014	0.93	0.00014		
			31: 223400_s_at	0.76	0.00072	0.76	0.00072		
			32: 224152_s_at	0.89	0.040	0.89	0.040		
18	FHIT	4	33: 206492_at	0.94	0.022	0.95	0.043	8	3p14
19	MAML3	1	34: 228508_at	1.03	0.60	1.04	0.49	9	4q31
			35: 242794_at	0.96	0.45	0.96	0.48		
20	PDE4D	2	36: 204491_at	1.13	0.077	1.13	0.077	10	5q11
			37: 210836_x_at	1.14	0.0028	1.14	0.0028		
			38: 210837_s_at	1.09	0.11	1.09	0.11		
			39: 211840_s_at	1.18	0.052	1.18	0.052		
21	CETN3	1	40: 209662_at	0.90	0.028	0.92	0.053	11	5q14
22	LOC153364	1	41: 230298_at	0.89	0.00059	0.91	0.00099		
23	POLR3G	1	42: 206653_at	0.99	0.80	1.01	0.86		
			43: 206654_s_at	0.90	0.29	0.91	0.35		
24	LYSMD3	1	44: 226321_at	0.97	0.37	0.99	0.82		
25	GPR98	1	45: 223582_at	0.88	0.33	0.89	0.38		
			46: 224275_at	1.27	0.049	1.27	0.047		
			47: 234871_at	1.13	0.16	1.12	0.18		
26	ARRDC3	1	48: 224797_at	0.84	0.012	0.88	0.017		
27	C5orf21	1	49: 212936_at	0.91	0.0067	0.93	0.010		
			50: 223882_at	0.92	0.089	0.95	0.168		
28	FLJ25680	1							
29	KIAA0825	1	51: 233915_at	0.95	0.73	0.96	0.76		
30	BRCTD1	1	52: 223542_at	1.07	0.13	1.09	0.033		
31	MCTP1	1	53: 220122_at	1.21	0.28	1.22	0.25		
32	CTNNA1	2	54: 200764_s_at	0.95	0.0011	0.95	0.0010	12	5q31
			55: 200765_x_at	0.97	0.075	0.97	0.070		
			56: 210844_x_at	0.97	0.061	0.97	0.065		
			57: 215883_at	1.09	0.0020	1.09	0.0019		
33	UTRN	1	58: 213023_at	1.11	0.31	1.11	0.30	13	6q24
			59: 225093_at	0.98	0.53	0.99	0.57		
34	CNTNAP2	2	60: 215145_s_at	0.91	0.11	0.91	0.11	14	7q35
			61: 219300_s_at	1.21	0.089	1.21	0.089		
			62: 219301_s_at	0.74	0.0028	0.74	0.0028		
			63: 219302_s_at	0.89	0.033	0.89	0.033		
35	CSMD1	1	64: 231223_at	1.54	0.014	1.54	0.014	15	8p23
			65: 241960_at	0.89	0.17	0.89	0.17		
36	HMBOX1	1	66: 219269_at	0.97	0.59	0.97	0.55	16	8p21
37	WWP1	1	67: 212637_s_at	0.73	0.00013	0.73	0.00013	17	8q21
			68: 212638_s_at	0.94	0.067	0.94	0.067		
38	FAM82B	1	69: 218549_s_at	1.00	0.87	1.00	0.87		
			70: 222665_at	0.98	0.34	0.98	0.34		
39	TG	1	71: 203673_at	1.01	0.72	1.01	0.72	18	8q24
40	SLA	1	72: 203760_s_at	1.09	0.29	1.09	0.29		
			73: 203761_at	1.02	0.52	1.02	0.52		

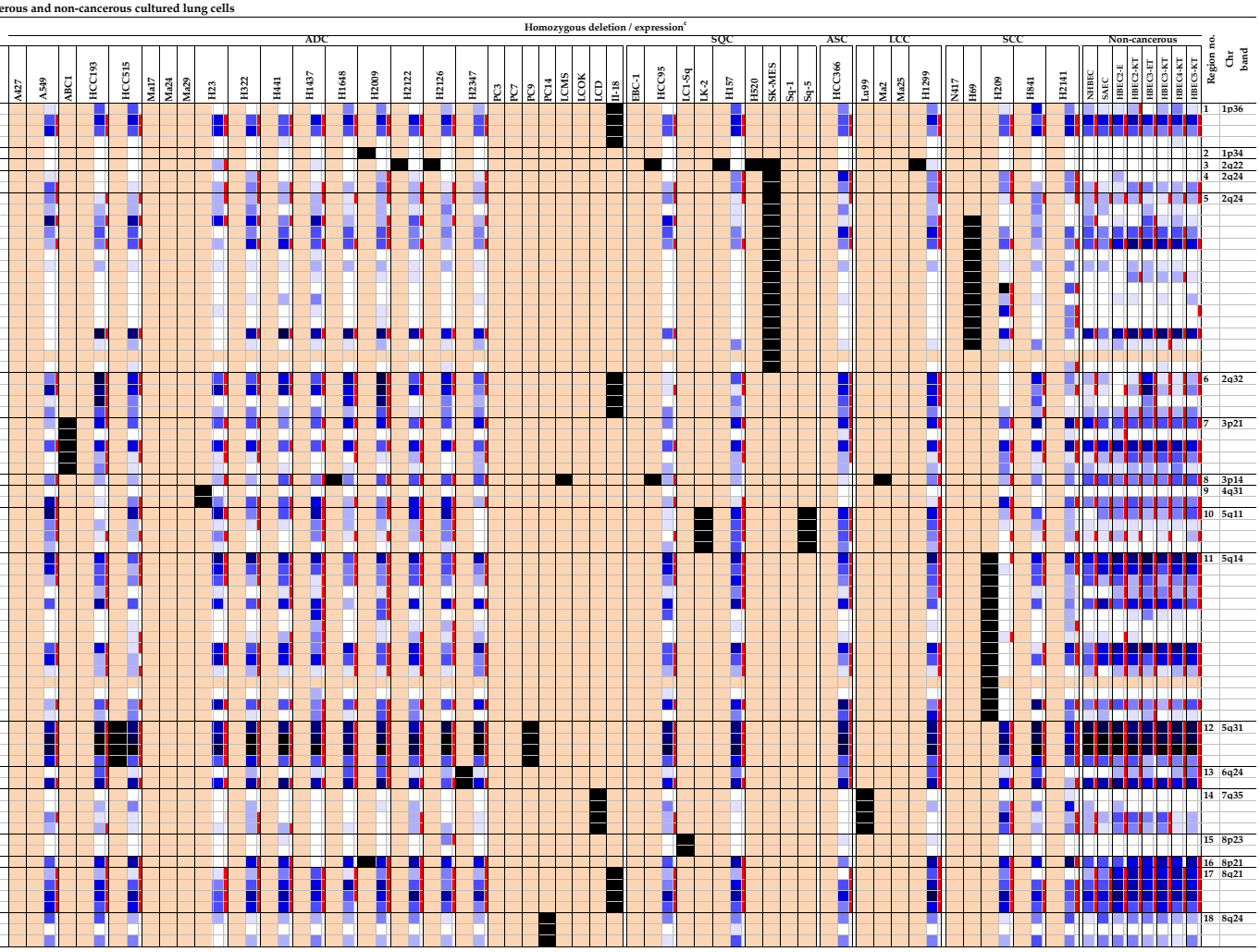

No.	Gene[a]	No. of cell lines with HD	Affy_probe ID	Expression[b] T/N ratio	Expression[b] T-test	Expression[c] T/N ratio	Expression[c] T-test	Region no.	Chr band
41	C9orf66	1						19	9p24
42	DOCK8	1	74: 225502_at	0.85	0.085	0.85	0.085		
			75: 232843_s_at	0.75	0.029	0.75	0.029		
			76: 239027_at	0.99	0.91	0.99	0.91		
43	KANK1	1	77: 213005_s_at	0.81	0.00000017	0.81	0.00000017		
			78: 216762_at	1.41	0.0042	1.41	0.0042		
			79: 238789_at	1.09	0.012	1.09	0.012		
44	DMRT1	1	80: 220493_at	1.13	0.26	1.13	0.26		
45	DMRT3	1	81: 231800_s_at	1.24	0.18	1.24	0.18		
46	DMRT2	1	82: 223704_s_at	0.93	0.33	0.93	0.33		
			83: 223986_x_at	0.78	0.00042	0.78	0.00042		
47	PTPRD	8	84: 205712_at	1.26	0.0036	1.25	0.0046	20	9p23
			85: 213362_at	1.11	0.22	1.14	0.15		
			86: 214043_at	0.95	0.60	1.02	0.78		
48	TYRP1	1	87: 205694_at	1.13	0.060	1.13	0.058		
49	C9orf150	1	88: 227443_at	0.89	0.060	0.90	0.087		
50	CER1	1	89: 221378_at	1.07	0.0047	1.07	0.0048	21	9p22
51	FREM1	1	90: 228233_at	1.06	0.46	1.06	0.47		
52	BNC2	1	91: 220272_at	1.15	0.0040	1.15	0.0049	22	9p22
			92: 229942_at	1.15	0.32	1.14	0.37		
			93: 230722_at	1.07	0.057	1.07	0.075		
			94: 235723_at	1.79	0.0055	1.77	0.0066		
			95: 238478_at	1.06	0.0095	1.06	0.0131		
53	CNTLN	1	96: 220095_at	1.06	0.51	1.06	0.55		
			97: 241696_at	0.93	0.16	0.94	0.22		
54	SH3GL2	1	98: 205751_at	1.18	0.11	1.19	0.10		
55	ADAMTSL1	1	99: 229585_at	0.88	0.21	0.87	0.17		
			100: 239909_at	0.87	0.19	0.88	0.25		
56	SLC24A2	1	101: 220867_s_at	1.11	0.0049	1.11	0.0058	23	9p21
57	MLLT3	3	102: 204917_s_at	0.90	0.030	0.93	0.082		
			103: 204918_s_at	0.85	0.0028	0.86	0.0056		
58	hsa-mir491*	3							
59	KIAA1797	3	104: 218503_at	0.91	0.092	0.95	0.282		
60	PTPLAD2	6	105: 244050_at	0.72	0.000000000015	0.73	0.00000000045		
61	IFNB1	6	106: 208173_at	1.24	0.0062	1.25	0.0090		
62	IFNW1	7	107: 207817_at	1.32	0.0018	1.31	0.0022		
63	IFNA21	7							
64	IFNA4	7	108: 207964_x_at	1.28	0.0089	1.28	0.0084		
65	IFNA14	8	109: 208182_x_at	1.13	0.0060	1.13	0.0082		
66	IFNA7	8	110: 208259_x_at	1.17	0.10	1.17	0.10		
67	IFNA10	7	111: 208261_x_at	1.08	0.39	1.05	0.57		
68	IFNA16	7	112: 208448_x_at	1.11	0.0084	1.11	0.0111		
69	IFNA17	7	113: 211405_x_at	1.13	0.0016	1.13	0.0016		
70	IFNA5	7	114: 214569_at	1.16	0.072	1.15	0.096		
71	KLHL9	8	115: 213117_at	0.90	0.013	0.91	0.056		
			116: 213233_s_at	0.96	0.23	1.01	0.76		
72	IFNA6	8	117: 208548_at	1.31	0.041	1.28	0.059		
73	IFNA13	9	118: 208344_x_at	1.16	0.042	1.19	0.021		
74	IFNA2	9	119: 211338_at	1.02	0.90	1.04	0.83		
75	IFNA8	10	120: 207932_at	0.58	0.0049	0.52	0.0018		
76	IFNA1	9	121: 208375_at	0.82	0.062	0.79	0.040		
77	IFNE1	10							
78	hsa-mir31*	10							
79	MTAP	8	122: 204956_at	0.79	0.000033	0.84	0.00015		
			123: 211363_s_at	0.79	0.0043	0.85	0.030		
			124: 216685_s_at	0.76	0.00059	0.84	0.0035		
			125: 231984_at	0.80	0.0045	0.87	0.039		
80/	CDKN2A	21	126: 207039_at	0.74	0.000016	0.87	0.0048		
81	/p16/p14ARF[d]		127: 209644_x_at	0.86	0.0035	0.98	0.5950		
			128: 211156_at	1.57	0.0015	1.64	0.0016		
82	CDKN2B/p15	19	129: 207530_s_at	0.81	0.13	0.97	0.80		
			130: 236313_at	0.59	0.000032	0.81	0.00091		
83	DMRTA1	9	131: 244725_at	0.95	0.63	0.94	0.57		
84	ELAVL2	8	132: 208427_s_at	0.86	0.22	0.88	0.29		
			133: 228260_at	0.75	0.00011	0.75	0.00021		
85	TUSC1	4	134: 227388_at	0.83	0.000074	0.84	0.000182		
86	C9orf82	1	135: 231995_at	0.91	0.0040	0.91	0.0040		
87	PLAA	1	136: 209533_s_at	0.89	0.000084	0.89	0.000084		
88	IFT74	1	137: 61732_r_at	0.61	0.00014	0.61	0.00014		
			138: 219174_at	0.71	0.00035	0.71	0.00035		
89	LRRC19	1	139: 220376_at	0.98	0.52	0.98	0.52		
90	TEK	1	140: 206702_at	0.91	0.62	0.91	0.62		
			141: 217711_at	1.02	0.74	1.02	0.74		
91	C9orf11	1	142: 232868_at	1.03	0.50	1.03	0.50		
92	MOBKL2B	1	143: 219265_at	0.99	0.67	0.99	0.67		
			144: 226844_at	0.81	0.000013	0.81	0.000013		
			145: 229568_at	0.77	0.0000014	0.77	0.0000014		
93	IFNK	1	146: 224093_at	0.49	0.0034	0.49	0.0034		
94	C9orf72	1	147: 225919_s_at	0.88	0.00074	0.88	0.00074		
95	LINGO2	2	148: 232720_at	1.04	0.17	1.04	0.17		

Homozygous deletion / expression[c]

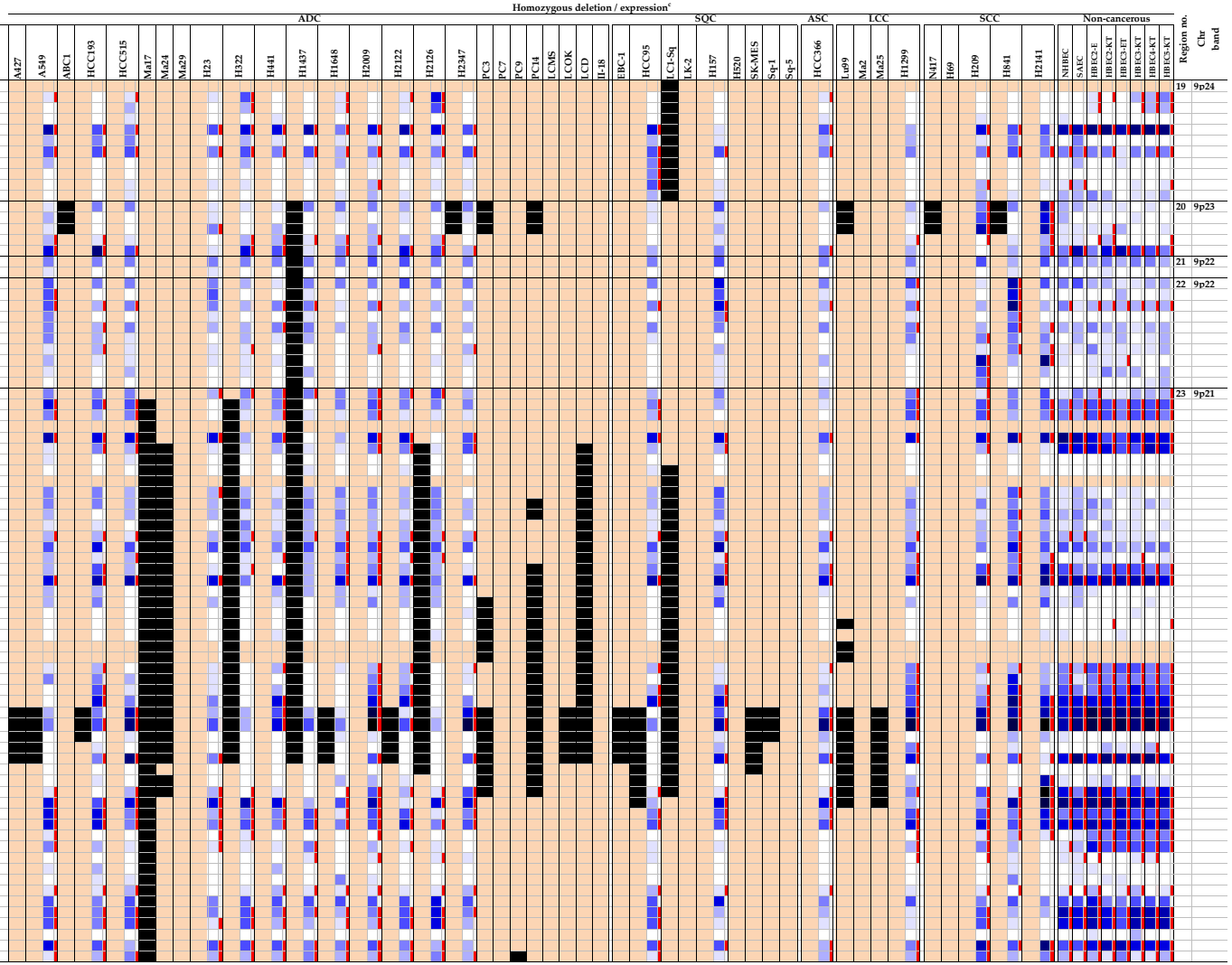

Homozygous deletion / expression[c]: ADC (A427, A549, ABC1, HCC193, HCC515, Ma17, Ma24, Ma29, H23, H322, H441, H1437, H1648, H2009, H2122, H2126, H2347, PC3, PC7, PC9, PC14, LCMS, LCOK, LCD, II-18); SQC (EBC-1, HCC95, LC1-Sq, LK-2, H157, H520, SK-MES, Sq-1, Sq-5); ASC (HCC366); LCC (Lu99, Ma2, Ma25, H1299); SCC (N417, H69, H209, H841, H2141); Non-cancerous (NHBEC, SAEC, HBEC2-E, HBEC2-KT, HBEC3-ET, HBEC3-KT, HBEC4-KT, HBEC5-KT)

No.	Gene[a]	No. of cell lines with HD	Affy_probe ID	Expression[b] T/N ratio	Expression[b] T-test	Expression[c] T/N ratio	Expression[c] T-test	Region no.	Chr band
96	PSAT1	1	149: 220892_s_at	1.02	0.69	1.02	0.69	24	9q21
			150: 223062_s_at	0.97	0.24	0.97	0.24		
97	TLE4	1	151: 204872_at	0.80	0.000064	0.80	0.000064		
			152: 216997_x_at	0.71	0.062	0.71	0.062		
			153: 233575_s_at	0.33	0.0094	0.33	0.0094		
			154: 235765_at	0.82	0.11	0.82	0.11		
98	DBC1	1	155: 205818_at	1.01	0.85	1.01	0.85	25	9q33
99	PARD3	2	156: 210094_s_at	1.00	0.98	1.01	0.71	26	10p11
			157: 221280_s_at	0.72	0.00043	0.73	0.00059		
			158: 221526_x_at	0.99	0.80	1.01	0.69		
			159: 221527_s_at	1.00	0.96	1.02	0.59		
100	C10orf67	1						27	10p12
101	GPR158	1	160: 232195_at	1.63	0.000073	1.62	0.00013	28	10p12
102	DLG2	1	161: 206253_at	1.07	0.55	1.07	0.55	29	11q14
			162: 228973_at	1.02	0.87	1.02	0.87		
103	RERG	1	163: 227758_at	1.45	0.0029	1.45	0.0029	30	12p12
			164: 244745_at	1.50	0.0078	1.50	0.0078		
104	PTPRO	1	165: 208121_s_at	1.14	0.16	1.14	0.16		
105	EPS8	1	166: 202609_at	1.05	0.41	1.05	0.41		
106	STRAP	1	167: 200870_at	1.02	0.087	1.02	0.087		
107	DERA	1	169: 218102_at	0.96	0.16	0.96	0.16		
108	MGST1	1	170: 224918_x_at	0.95	0.26	0.95	0.26		
			171: 231736_x_at	0.94	0.19	0.94	0.19		
			172: 239001_at	0.96	0.60	0.96	0.60		
109	LMO3	1	173: 204424_s_at	1.33	0.022	1.33	0.022		
110	RERGL	1	174: 220276_at	1.11	0.43	1.11	0.43		
111	PIK3C2G	1	175: 215129_at	0.89	0.010	0.89	0.010		
112	PLCZ1	1	176: 231425_at	0.82	0.23	0.82	0.23		
113	CAPZA3	1	177: 236888_at	0.96	0.71	0.96	0.71		
114	PLEKHA5	1	178: 220952_s_at	0.89	0.0017	0.89	0.0017		
			179: 233040_at	0.39	0.0041	0.39	0.0041		
115	AEBP2	1	180: 225889_at	0.99	0.60	0.99	0.60		
			181: 235184_at	0.86	0.017	0.86	0.017		
116	SOX5	1	182: 207336_at	1.54	0.0062	1.54	0.0062	31	12p12
117	BCAT1	1	183: 214390_s_at	1.35	0.036	1.35	0.036		
			184: 214452_at	1.02	0.84	1.02	0.84		
			185: 225285_at	1.04	0.66	1.04	0.66		
			186: 226517_at	1.00	1.00	1.00	1.00		
118	MLSTD1	1	187: 220615_s_at	0.92	0.61	0.92	0.61	32	12p11
			188: 239108_at	0.96	0.84	0.96	0.84		
119	ERGIC2	1	189: 218135_at	1.01	0.76	1.01	0.76		
			190: 226418_at	0.96	0.36	0.96	0.36		
			191: 226422_at	1.07	0.00031	1.07	0.00031		
			192: 240172_at	1.03	0.32	1.03	0.32		
120	OVCH1	1							
121	TMTC1	1	193: 224397_s_at	1.13	0.38	1.13	0.38		
			194: 226322_at	1.19	0.26	1.19	0.26		
			195: 226931_at	1.09	0.019	1.09	0.019		
			196: 244506_at	0.81	0.00066	0.81	0.00066		
122	ADAMTS20	1	197: 220717_at	1.09	0.21	1.09	0.21	33	12q12
123	PUS7L	1	198: 221025_x_at	0.99	0.88	1.02	0.60		
			199: 229751_s_at	1.01	0.93	1.04	0.61		
124	IRAK4	1	200: 219618_at	0.97	0.42	0.99	0.83		
125	TWF1	1	201: 201745_at	0.92	0.050	0.95	0.011		
126	TMEM117	1	202: 223594_at	0.83	0.0053	0.85	0.0099		
127	NELL2	1	203: 203413_at	1.16	0.011	1.16	0.014		
128	DBX2	1							
129	PLEKHA9	1	204: 220157_x_at	1.32	0.0052	1.32	0.0048		
130	TMEM16F	1	205: 224906_at	0.94	0.085	0.97	0.076		
131	RB1	1	206: 203132_at	0.80	0.00030	0.84	0.00018	34	13q14
			207: 211540_s_at	0.91	0.35	0.91	0.38		
132	RCBTB2	1	208: 204759_at	0.76	0.0000047	0.77	0.000013		
133	CYSLTR2	1	209: 220813_at	1.08	0.20	1.08	0.22		
134	FNDC3A	1	210: 202304_at	0.98	0.36	0.98	0.37		
			211: 215910_s_at	0.96	0.46	0.95	0.40		
			212: 241611_s_at	0.73	0.045	0.74	0.052		
135	TDRD3	1	213: 208089_s_at	0.94	0.069	0.94	0.069	35	13q14
			214: 214028_x_at	0.87	0.013	0.87	0.013		
136	PCDH20	1	215: 232054_at	1.24	0.049	1.24	0.049		

No.	Gene[a]	No. of cell lines with HD	Affy_probe ID	Expression[b] T/N ratio	Expression[b] T-test	Expression[c] T/N ratio	Expression[c] T-test	Region no.	Chr band
137	IPO5	1	216: 211952_at	0.94	0.021	0.94	0.021	36	13q14
			217: 211953_s_at	0.96	0.16	0.96	0.16		
			218: 211954_s_at	1.00	0.91	1.00	0.91		
			219: 211955_at	1.02	0.38	1.02	0.38		
138	FARP1	1	220: 201910_at	1.01	0.83	1.01	0.83		
			221: 201911_s_at	0.99	0.74	0.99	0.74		
			222: 227996_at	1.15	0.0051	1.15	0.0051		
			223: 239246_at	1.10	0.091	1.10	0.091		
139	RNF113B	1							
140	STK24	1	224: 208854_s_at	0.93	0.00045	0.93	0.00045		
			225: 208855_s_at	0.94	0.0000094	0.94	0.0000094		
141	SLC15A1	1	226: 207254_at	0.90	0.31	0.90	0.31		
			227: 211349_at	1.06	0.43	1.06	0.43		
142	DOCK9	1	228: 212538_at	0.84	0.000050	0.84	0.000050		
			229: 215041_s_at	1.03	0.74	1.03	0.74		
			230: 215237_at	0.95	0.35	0.95	0.35		
			231: 215238_s_at	0.98	0.75	0.98	0.75		
			232: 232874_at	1.00	0.97	1.00	0.97		
143	GPR18	1	233: 210279_at	0.87	0.24	0.87	0.24		
144	EBI2	1	234: 205419_at	0.93	0.53	0.93	0.53		
145	HS3ST3A1	1	235: 219985_at	0.75	0.077	0.76	0.096	37	17p12
146	TAOK1	1	236: 227454_at	1.15	0.16	1.15	0.16	38	17q11
147	ARHGAP28	1	237: 220381_at	1.32	0.024	1.32	0.024	39	18p11
			238: 220382_s_at	1.05	0.59	1.05	0.59		
			239: 227911_at	1.15	0.16	1.15	0.16		
148	LAMA1	1	240: 227048_at	0.95	0.48	0.95	0.48		
149	PTPRM	1	241: 203329_at	0.87	0.0040	0.87	0.0040		
150	RAB12	1	242: 235059_at	0.86	0.17	0.86	0.17		
			243: 236019_at	1.01	0.53	1.01	0.53		
			244: 239891_x_at	0.97	0.26	0.97	0.26		
151	FHOD3	1	245: 218980_at	0.77	0.0017	0.77	0.0017	40	18q12
152	MRO	1	246: 224323_s_at	1.02	0.20	1.02	0.20	41	18q21
			247: 224324_at	1.04	0.25	1.04	0.25		
153	ME2	1	248: 209397_at	1.00	0.85	1.00	0.85		
			249: 210153_s_at	0.99	0.78	0.99	0.78		
			250: 210154_at	0.96	0.26	0.96	0.26		
154	ELAC1	1	251: 219325_s_at	0.92	0.038	0.92	0.038		
			252: 222869_s_at	0.98	0.40	0.98	0.40		
155	SMAD4	1	253: 202527_s_at	0.90	0.0019	0.90	0.0019		
156	MEX3C	1	254: 218247_s_at	0.80	0.000034	0.80	0.000034		
			255: 222567_s_at	0.91	0.13	0.91	0.13		
157	KEAP1	2	256: 202417_at	0.97	0.46	1.00	0.96	42	19p13
158	MZF1	2	257: 40569_at	1.05	0.067	1.05	0.067	43	19q13
			258: 204139_x_at	1.01	0.88	1.01	0.88		
			259: 210336_x_at	1.03	0.56	1.03	0.56		
159	MGC2752	2							
160	LIPI	2	260: 242178_at	0.98	0.84	1.01	0.89	44	21q11
161	RBM11	2	261: 232549_at	1.12	0.014	1.13	0.0079		
162	STCH	2	262: 202557_at	0.94	0.10	0.96	0.19		
			263: 202558_s_at	0.92	0.21	0.95	0.38		
163	SAMSN1	2	264: 220330_s_at	0.77	0.14	0.79	0.16		
164	NRIP1	2	265: 202599_s_at	0.83	0.0049	0.85	0.010		
			266: 202600_s_at	0.79	0.12	0.82	0.18		
165	USP25	2	267: 220419_s_at	0.96	0.14	0.98	0.28		
			268: 223167_s_at	0.88	0.0076	0.91	0.0058		
166	C21orf34	2							
167	hsa-mir-99a*	2							
168	hsa-let-7c*	2							
169	hsa-mir-125b-2*	2							
170	CXADR	2	269: 203917_at	1.18	0.0058	1.20	0.0023		
171	BTG3/ANA	2	270: 205548_s_at	0.95	0.15	0.98	0.23		
			271: 213134_x_at	0.95	0.10	0.98	0.14		
172	C21orf91	2	272: 220941_s_at	0.96	0.35	0.98	0.60		
			273: 226109_at	0.85	0.0017	0.88	0.0010		
173	CHODL	2	274: 219867_at	1.11	0.16	1.12	0.12		
174	PRSS7	2	275: 207638_at	1.08	0.29	1.09	0.29		
			276: 217269_s_at	1.20	0.0022	1.20	0.0025		
175	ADAMTS1	1	277: 222162_s_at	0.64	0.00000017	0.64	0.00000017	45	21q11
			278: 222486_s_at	0.39	0.0000000048	0.39	0.0000000048		
176	ADAMTS5	1	279: 219935_at	1.10	0.14	1.10	0.14		
			280: 229357_at	1.00	0.97	1.00	0.97		
			281: 235368_at	1.07	0.42	1.07	0.42		



[a]Genes deleted in multiple cases are in RED. MicroRNA genes are marked by *.

[b]Marked in BLUE and RED when T/N ratio was <1 and p value by t-test was <0.05 and 0.00018, respectively.

[b]Marked in BLUE and RED when T/N ratio was <1 and p value by t-test was <0.05 and 0.00018, respectively, after removing lung cancer cell lines with homozygous deletion.

[d]Homozygous deletion: [redacted]

Expression examined by Affymetics chips: Low High ▮: Presence call ▯: Absence call

[e]p14ARF (Exon 1β) but not p16 is deleted in EBC1, and p16 (Exon 1α) but not p16 is deleted in Sq-1.