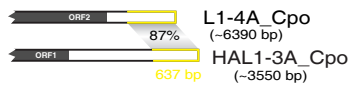
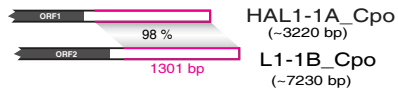


Figure S3

A



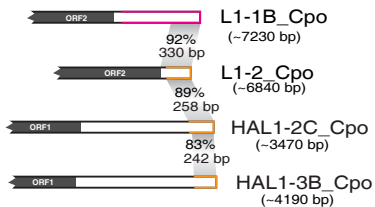
B



C



D



E

CATACATAAAAGATATGGACAGCTATTTCGAAGAGAACGAGAGACATTATGGCAGCCATT	HAL1-3A_Cpo
CATAAATTGAAGATATGGATAAAGTGCATGTATGTTTAAGTGTATAGGATTGATAACCATA	HAL1-2C_Cpo
AAAGTGCTCTAAAGGATATAAAGTGCATGTATGTTTAAGTGTATAGGATTGATAACCATA	L1-2_Cpo
AAAGTGCTCAAAAAGGAAAAGCAACTGGGATAGGGAAAGGAAAAAGGAAGAAAGGAA	L1-2B_Cpo

Figure S3: Sequence similarity between the swapping regions (**A-D**) and the sequence alignments around the junction points in 2 paired elements (**E**): *HALI-3A_Cpo* and *HALI-2C_Cpo*, *L1-2_Cpo* and *L1-2B_Cpo*. The swapped portions are in orange color.