

Supporting Information

Wang et al. 10.1073/pnas.1006460107



Fig. S1. Photograph of *Bellinympha filicifolia* gen et sp. nov. CNU-NEU-NN2010240-2, counterpart.




Fig. S2. Photograph of *Bellinympha dancei* sp. nov. CNU-NEU-NN2010241-2, counterpart.

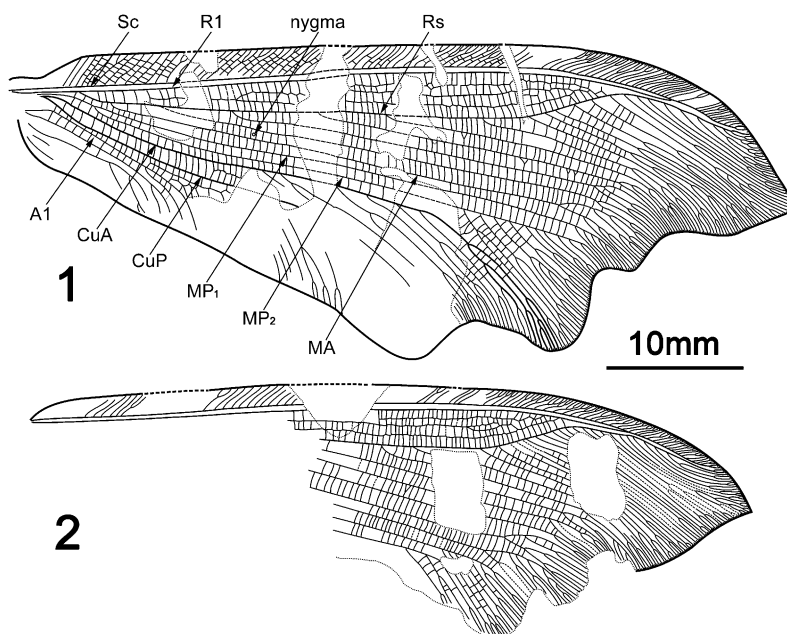


Fig. S3. Line drawings of *Bellinympha filicifolia*. 1: Forewing; 2: hind wing.

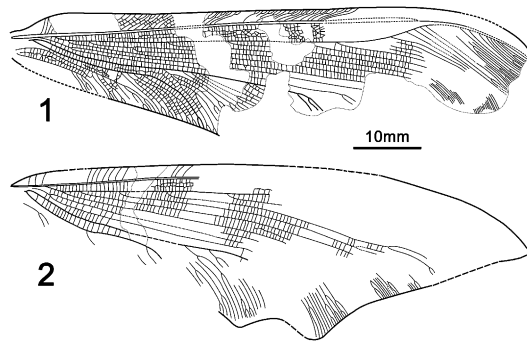


Fig. 54. Line drawings of *Bellinympha dancei*. 1: Forewing; 2: hind wing.



Fig. 55. Reconstruction painting of *Bellinympha* and the presumed contemporaneous surroundings highlighting gymnosperm leaf mimesis.