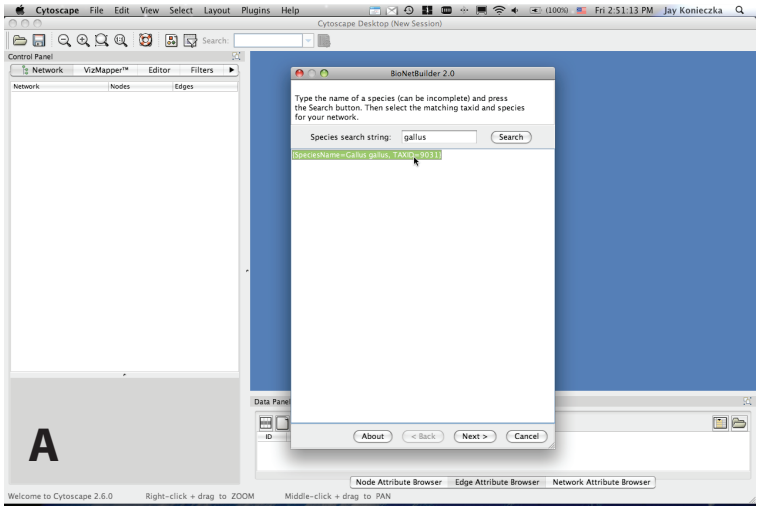
A
BioNetBuilder 2.0
Type the name of a species (can be incomplete) and press the Search button. Then select the matching taxid and species for your network.
Species search string: gallus
Search
SpeciesName=Gallus gallus, TAXID=9031
About
< Back
Next >
Cancel

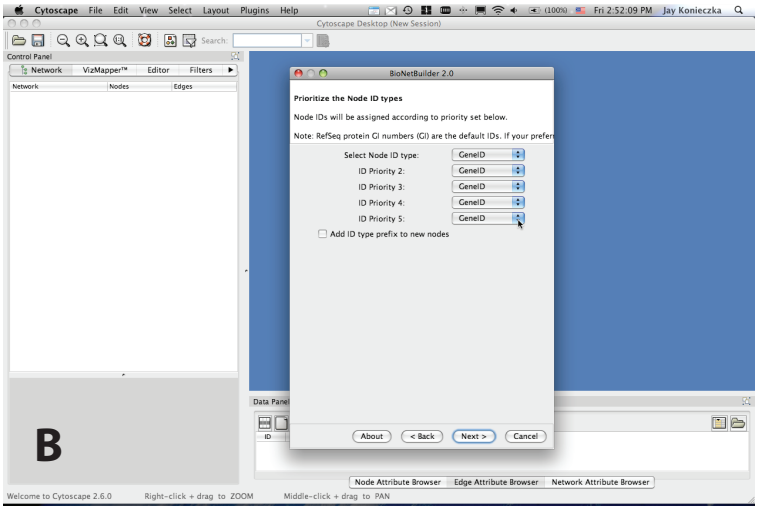
B
BioNetBuilder 2.0
Prioritize the Node ID types
Node IDs will be assigned according to priority set below.
Select Node ID type: GeneID
ID Priority 2: GeneID
ID Priority 3: GeneID
ID Priority 4: GeneID
ID Priority 5: GeneID
Add ID type prefix to new nodes
About
< Back
Next >
Cancel

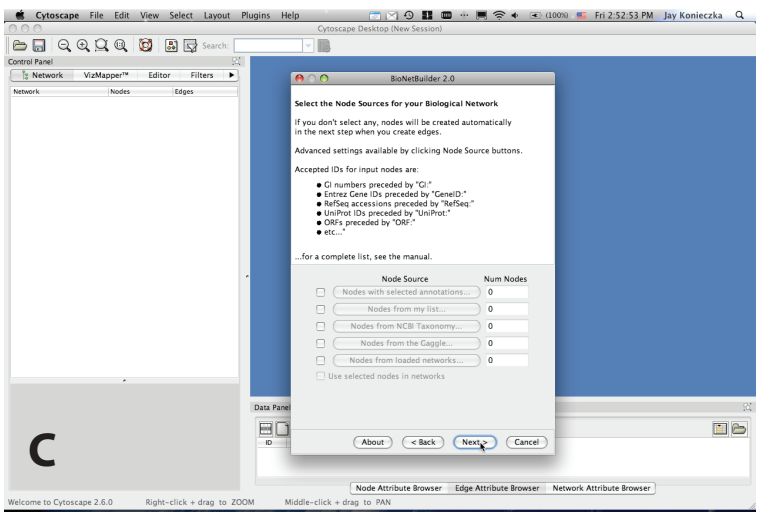
C
BioNetBuilder 2.0
Select the Node Sources for your Biological Network
If you don't select any, nodes will be created automatically in the next step when you create edges.
Advanced settings available by clicking Node Source buttons.
Accepted IDs for input nodes are:
GI numbers preceded by "GI:"
Entrez Gene IDs preceded by "GeneID."
RefSeq accessions preceded by "RefSeq."
UniProt IDs preceded by "UniProt:"
ORFs preceded by "ORF:"
etc...
...for a complete list, see the manual.
Node Source
Num Nodes
Nodes with selected annotations...
Nodes from my list...
Nodes from NCBI Taxonomy...
Nodes from the Gaggle...
Nodes from loaded networks...
Use selected nodes in networks
About
< Back
Next >
Cancel

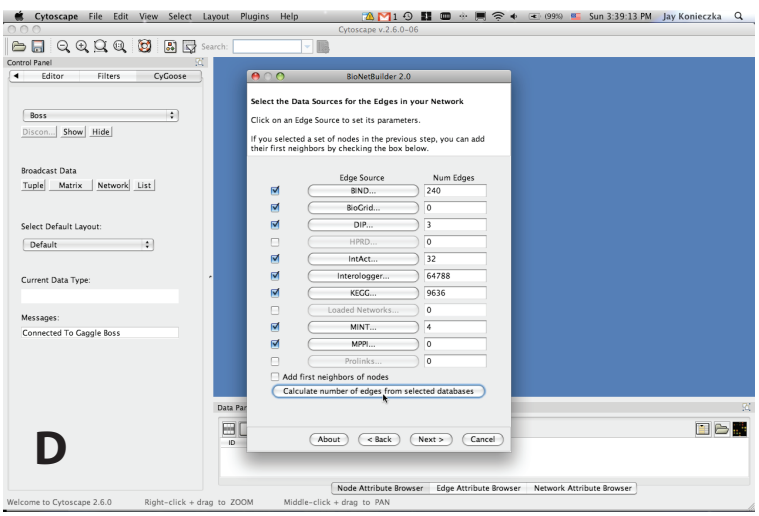
D
BioNetBuilder 2.0
Select the Data Sources for the Edges in your Network
Click on an Edge Source to set its parameters.
If you selected a set of nodes in the previous step, you can add their first neighbors by checking the box below.
Edge Source
Num Edges
BIND...
240
BioGrid...
0
DIP...
3
HPRD...
0
IntAct...
32
Interologger...
64788
KEGG...
9636
Loaded Networks...
0
MINT...
4
MPPI...
0
Prolinks...
0
Add first neighbors of nodes
Calculate number of edges from selected databases
About
< Back
Next >
Cancel

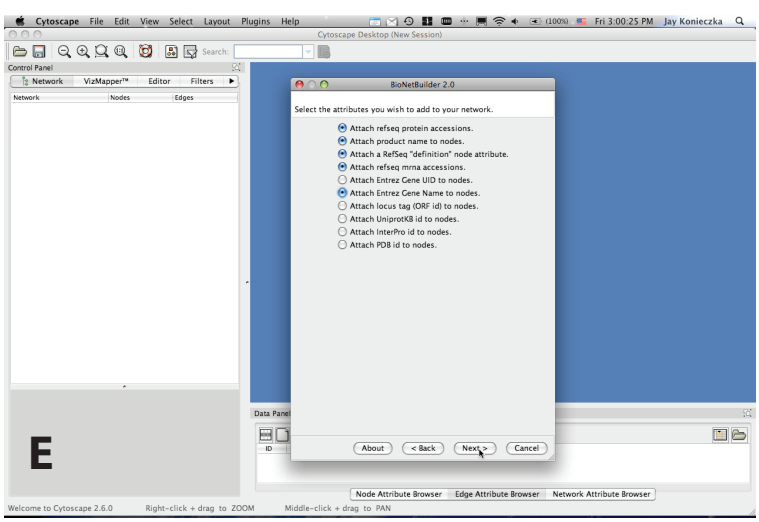
E
BioNetBuilder 2.0
Select the attributes you wish to add to your network.
Attach refseq protein accessions.
Attach product name to nodes.
Attach a RefSeq "definition" node attribute.
Attach refseq mrna accessions.
Attach Entrez Gene UID to nodes.
Attach Entrez Gene Name to nodes.
Attach locus tag (ORF id) to nodes.
Attach UniprotKB id to nodes.
Attach InterPro id to nodes.
Attach PDB id to nodes.
About
< Back
Next >
Cancel

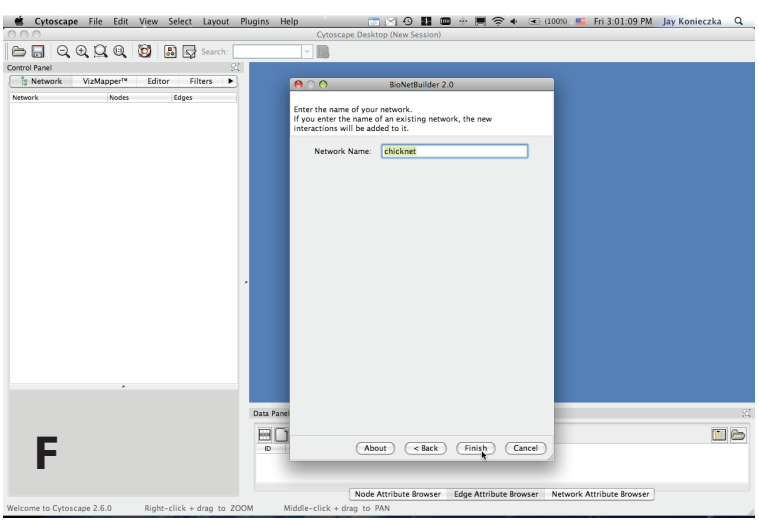
F
BioNetBuilder 2.0
Enter the name of your network.
If you enter the name of an existing network, the new interactions will be added to it.
Network Name: chicknet
About
< Back
Finish
Cancel

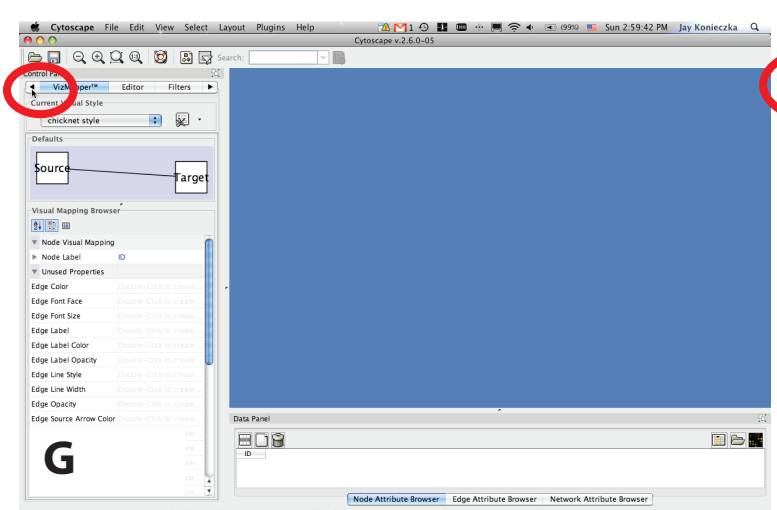
G
Current Visual Style
chicknet style
Defaults
Source
Target
Visual Mapping Browser
Node Visual Mapping
Node Label
Unused Properties
Edge Color
Edge Font Face
Edge Font Size
Edge Label
Edge Label Color
Edge Label Opacity
Edge Line Style
Edge Line Width
Edge Opacity
Edge Source Arrow Color

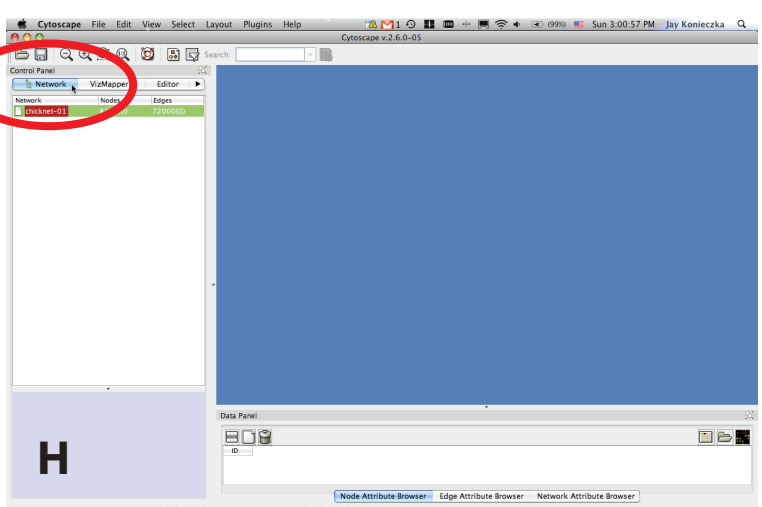
H
Network
VizMapper
Editor
chicknet-01
72000(0)