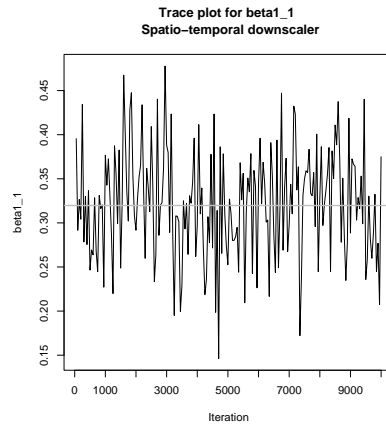
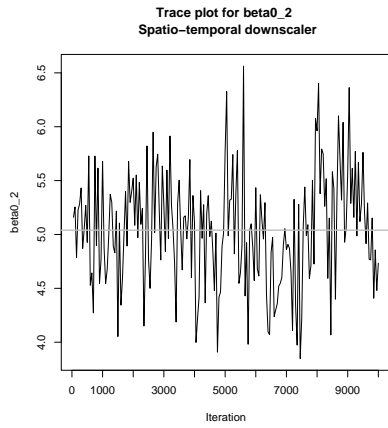


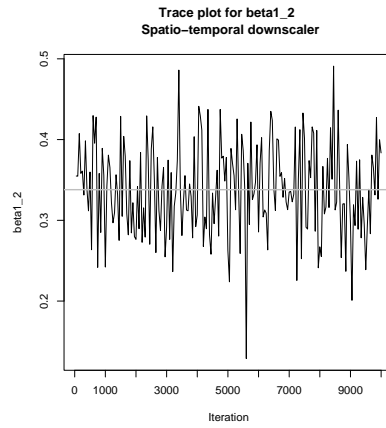
(a)



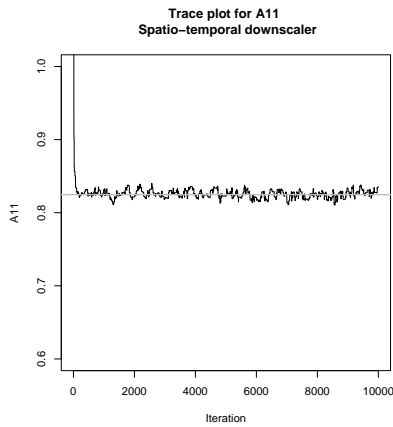
(b)



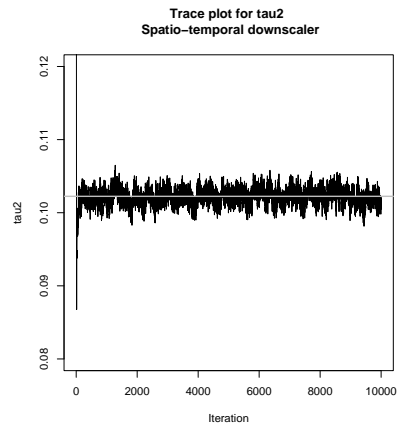
(c)



(d)



(e)



(f)

Trace plots of the parameters of the spatio-temporal version of the downscaler model with $\beta_1(\mathbf{s}, t) = 0$ for all \mathbf{s}, t : (a) β_{01} ; (b) β_{11} ; (c) β_{02} ; (d) β_{12} ; (e) A_{11} ; (f) τ^2 . In each panels, the horizontal gray line indicates the posterior mean.