

# Camphoratins A–J, Potent Cytotoxic and Anti-inflammatory Triterpenoids from the Fruiting Body of *Taiwanofungus camphoratus*

Shwu-Jen Wu,<sup>†</sup> Yann-Lii Leu,<sup>‡</sup> Chou-Hsiung Chen,<sup>§</sup> Chih-Hua Chao,<sup>§</sup> De-Yang Shen,<sup>§</sup> Hsiu-Hui Chan,<sup>§</sup> E-Jian Lee,<sup>⊥</sup> Tian-Shung Wu,<sup>\*,§,⊥,Δ</sup> Yea-Hwey Wang,<sup>||</sup> Yuh-Chiang Shen,<sup>||,Δ</sup> Keduo Qian,<sup>°</sup>  
Kenneth F. Bastow,<sup>°</sup> and Kuo-Hsiung Lee<sup>\*,°,Δ</sup>

*Department of Medical Technology, Chung Hua University of Medical Technology, Tainan 717, Taiwan, Natural Products Laboratory, Graduate Institute of Natural Products, Chang Gung University, Kweishan, Taoyuan 333, Taiwan, Department of Chemistry, National Cheng Kung University, Tainan 701, Taiwan, Neurophysiology Laboratory, Neurosurgical Service, Department of Surgery, National Cheng Kung University Medical Center and Medical School, Tainan, Taiwan, and National Research Institute of Chinese Medicine, Taipei 112, Taiwan, Natural Products Research Laboratories, Eshelman School of Pharmacy, University of North Carolina, Chapel Hill, North Carolina 27599-7568, USA, College of Pharmacy, China Medical University, Taichung, Taiwan 401.*

\* Corresponding authors. Address: T.-S. Wu is to be contacted at Department of Chemistry, National Cheng Kung University, Tainan, Taiwan; K.-H. Lee, Natural Products Research Laboratories, Eshelman School of Pharmacy, University of North Carolina, Chapel Hill, North Carolina 27599-7568, USA; Tel: +919 962 0066; fax: 919 966 3893

E-mail: [tswu@mail.ncku.edu.tw](mailto:tswu@mail.ncku.edu.tw) (T.-S. Wu); [khlee@unc.edu](mailto:khlee@unc.edu) (K.-H. Lee)

<sup>†</sup> Department of Medical Technology, Chung Hua University of Medical Technology.

<sup>‡</sup> Natural Products Laboratory, Graduate Institute of Natural Products, Chang Gung University.

<sup>§</sup> Department of Chemistry, National Cheng Kung University.

<sup>⊥</sup> Neurophysiology Laboratory, Neurosurgical Service, Department of Surgery, National Cheng Kung University Medical Center and Medical School

<sup>||</sup> National Research Institute of Chinese Medicine.

<sup>°</sup> University of North Carolina


\* College of Pharmacy, China Medical University

<sup>Δ</sup> These authors contributed equally to this work

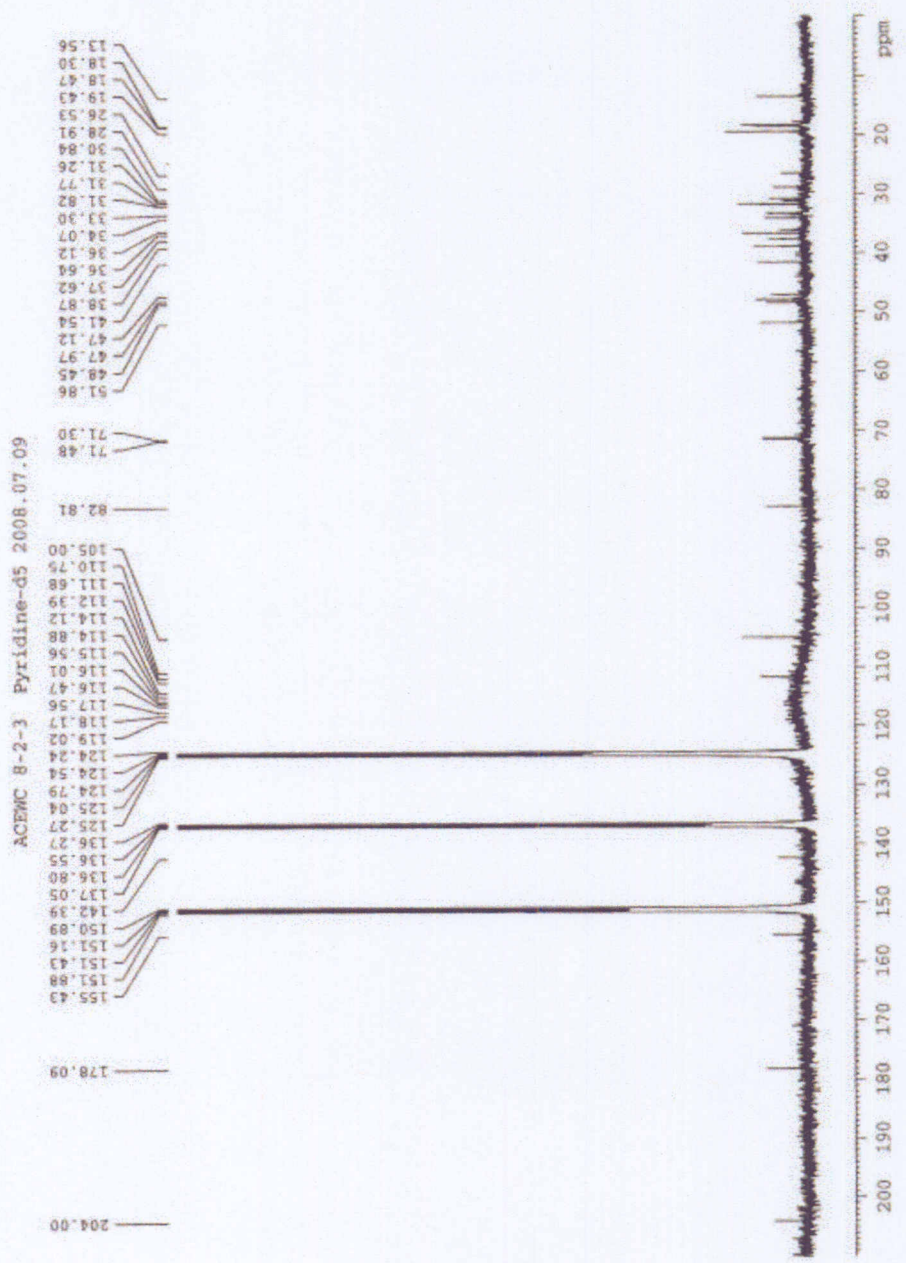
### Table of Contents

- S1. <sup>1</sup>H NMR (400 MHz, pyridine-*d*5) of the new compound camphoratin A (1).
- S2. <sup>13</sup>C NMR (400 MHz, pyridine-*d*5) of the new compound camphoratin A (1).
- S3. <sup>1</sup>H NMR (400 MHz, pyridine-*d*5) of the new compound camphoratin B (2).
- S4. <sup>13</sup>C NMR (400 MHz, pyridine-*d*5) of the new compound camphoratin B (2).
- S5. <sup>1</sup>H NMR (400 MHz, pyridine-*d*5) of the new compound camphoratin C (3).
- S6. <sup>13</sup>C NMR (400 MHz, pyridine-*d*5) of the new compound camphoratin C (3).
- S7. <sup>1</sup>H NMR (500 MHz, pyridine-*d*5) of the new compound camphoratin D (4).
- S8. <sup>13</sup>C NMR (500 MHz, pyridine-*d*5) of the new compound camphoratin D (4).
- S9. <sup>1</sup>H NMR (400 MHz, CDCl<sub>3</sub>) of the new compound camphoratin E (5).
- S10. <sup>13</sup>C NMR (400 MHz, CDCl<sub>3</sub>) of the new compound camphoratin E (5).
- S11. <sup>1</sup>H NMR (400 MHz, CDCl<sub>3</sub>) of the new compound camphoratin F(6).
- S12. <sup>13</sup>C NMR (400 MHz, CDCl<sub>3</sub>) of the new compound camphoratin F (6).
- S13. <sup>1</sup>H NMR (500 MHz, CDCl<sub>3</sub>) of the new compound camphoratin G (7).
- S14. <sup>13</sup>C NMR (500 MHz, CDCl<sub>3</sub>) of the new compound camphoratin G (7).
- S15. <sup>1</sup>H NMR (400 MHz, CDCl<sub>3</sub>) of the new compound camphoratin H (8).
- S16. <sup>13</sup>C NMR (400 MHz, CDCl<sub>3</sub>) of the new compound camphoratin H (8).
- S17. <sup>1</sup>H NMR (400 MHz, CDCl<sub>3</sub>) of the new compound camphoratin I (9).
- S18. <sup>13</sup>C NMR (400 MHz, CDCl<sub>3</sub>) of the new compound camphoratin I (9).
- S19. <sup>1</sup>H NMR (400 MHz, CDCl<sub>3</sub>) of the new compound camphoratin J (10).
- S20. <sup>13</sup>C NMR (400 MHz, CDCl<sub>3</sub>) of the new compound camphoratin J (10).






S1. <sup>1</sup>H NMR (400 MHz, pyridine-d<sub>5</sub>) of the new compound camphoratin A (1).




S2. <sup>13</sup>C NMR (400 MHz, pyridine-*d*5) of the new compound camphoratin A (1).



ACEWC 5-3-1-6 Pyridine-d5 2008.07.06




S3. <sup>1</sup>H NMR (400 MHz, pyridine-d5) of the new compound camphoratin B (2).




S4. <sup>13</sup>C NMR (400 MHz, pyridine-*d*<sub>5</sub>) of the new compound camphoratin B (2).



ACEWC 6-3-3-2-3-1. Pyridine-d5 2008.07.08




S5.  $^1\text{H}$  NMR (400 MHz, pyridine- $d_5$ ) of the new compound camphoratin C (3).



S6.  $^{13}\text{C}$  NMR (400 MHz, pyridine- $d_5$ ) of the new compound camphoratin C (3).

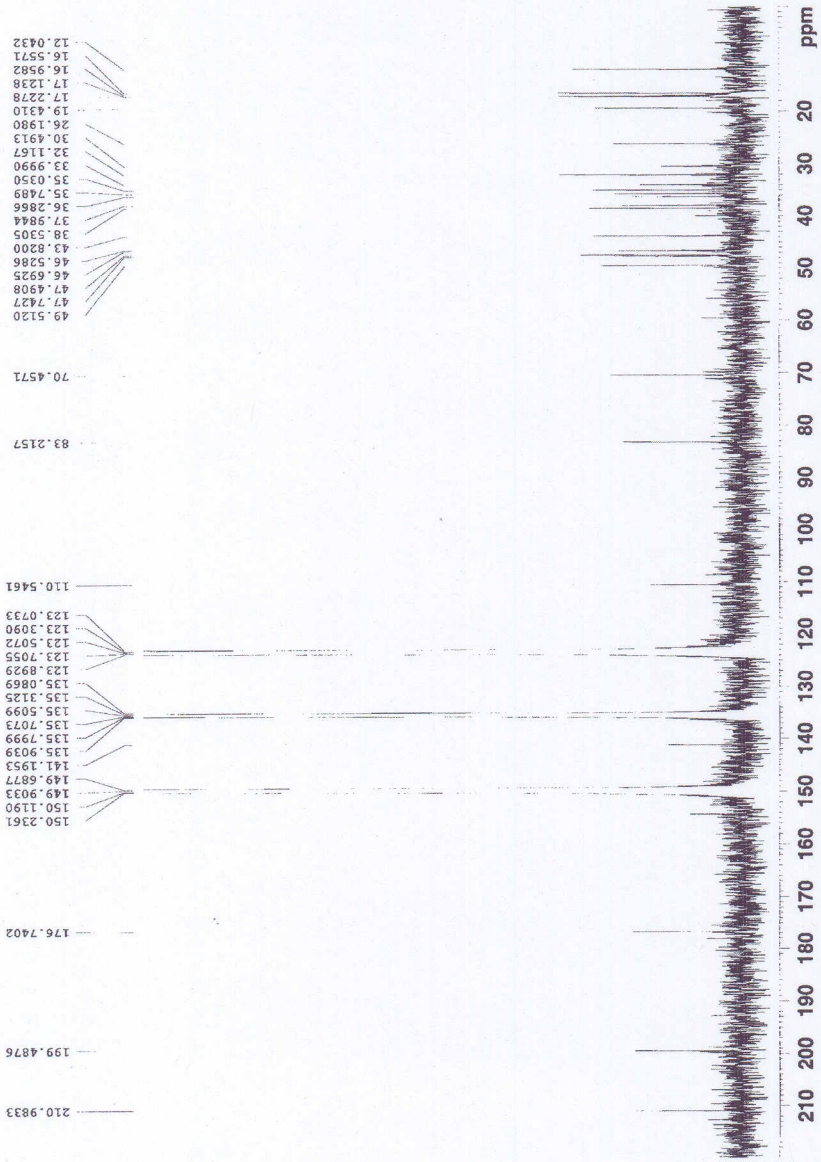


ACEWC 53141 Pyridine-d5 2008/10/28 AV500



S7. <sup>1</sup>H NMR (500 MHz, pyridine-d<sub>5</sub>) of the new compound camphorin D (4).


ACEWC 53141 Pyridine-d5 2008/10/28 AV500 C13



S8.  $^{13}\text{C}$  NMR (500 MHz, pyridine- $d_5$ ) of the new compound camphoratin D (4).




ACEWC2243 CDCL3 AMX400 2008-02-24



S9.  $^1\text{H}$  NMR (400 MHz,  $\text{CDCl}_3$ ) of the new compound camphoratin E (**5**).


ACEWC2243 CDCL3 AMX400 2008-02-24



S10. <sup>13</sup>C NMR (400 MHz, CDCl<sub>3</sub>) of the new compound camphoratin E (5).




AVEWC 2244 CDC13 2008/02/22 AMX400



S11. <sup>1</sup>H NMR (400 MHz, CDCl<sub>3</sub>) of the new compound camphoratin F (6).

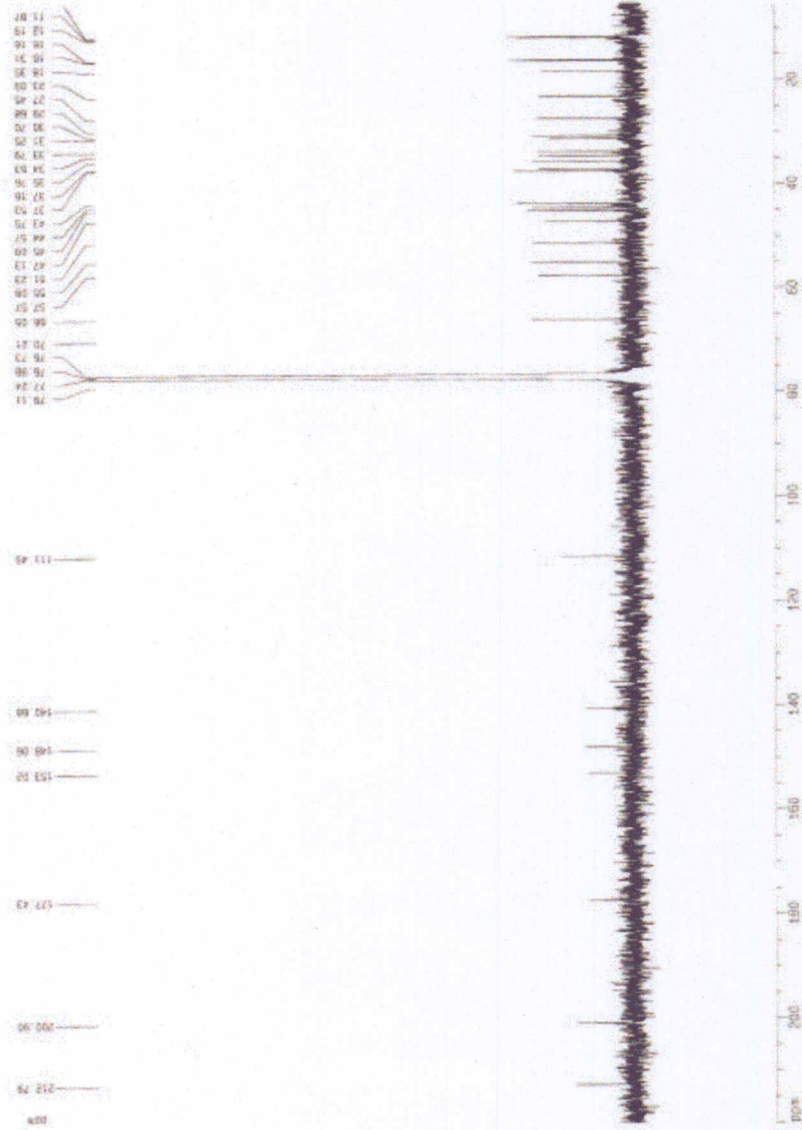







S13. <sup>1</sup>H NMR (500 MHz, CDCl<sub>3</sub>) of the new compound camphoratin G (7).

ACEN44233 CDC13 2008/08/18 AV500 C13

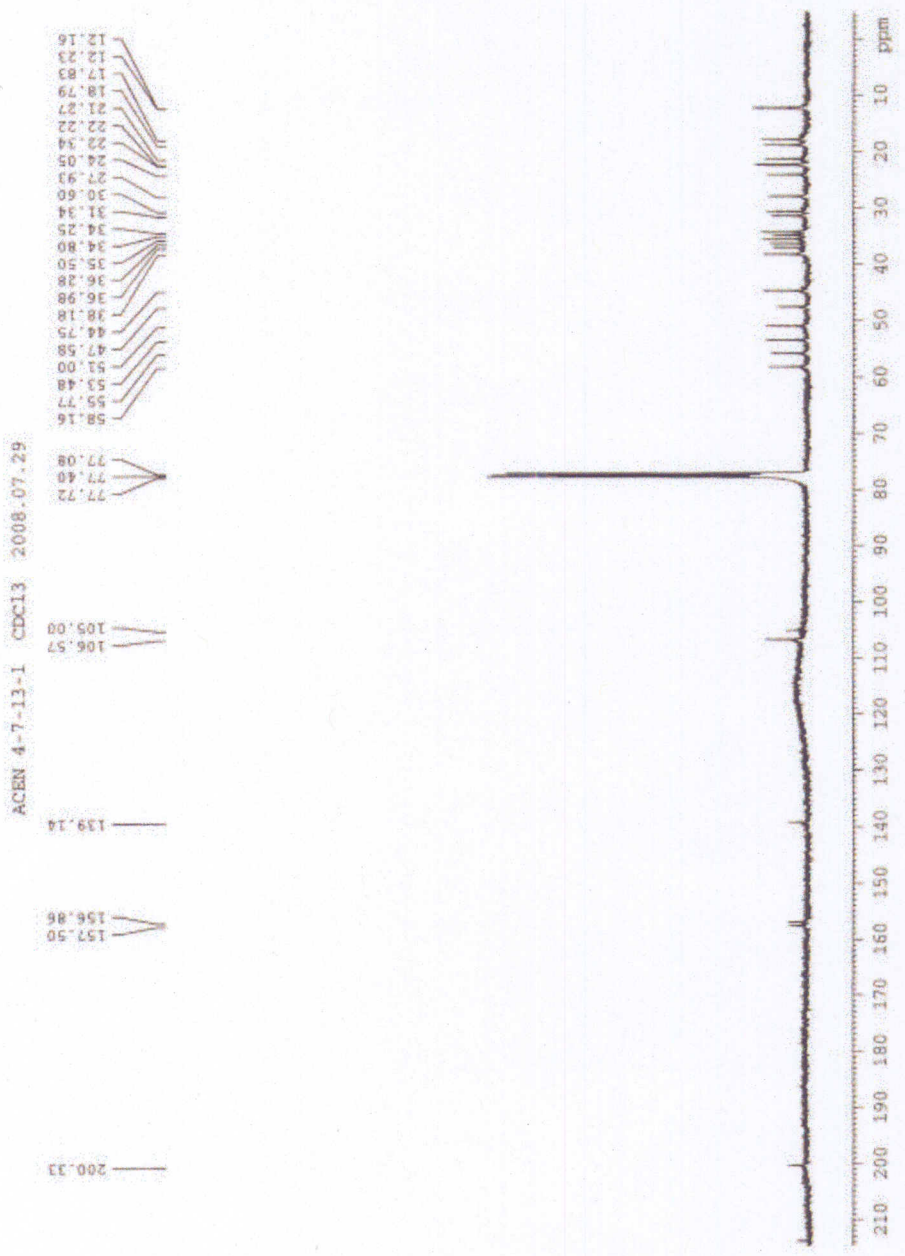




ACEN 4-7-13-1 CDCl3 2008.07.29

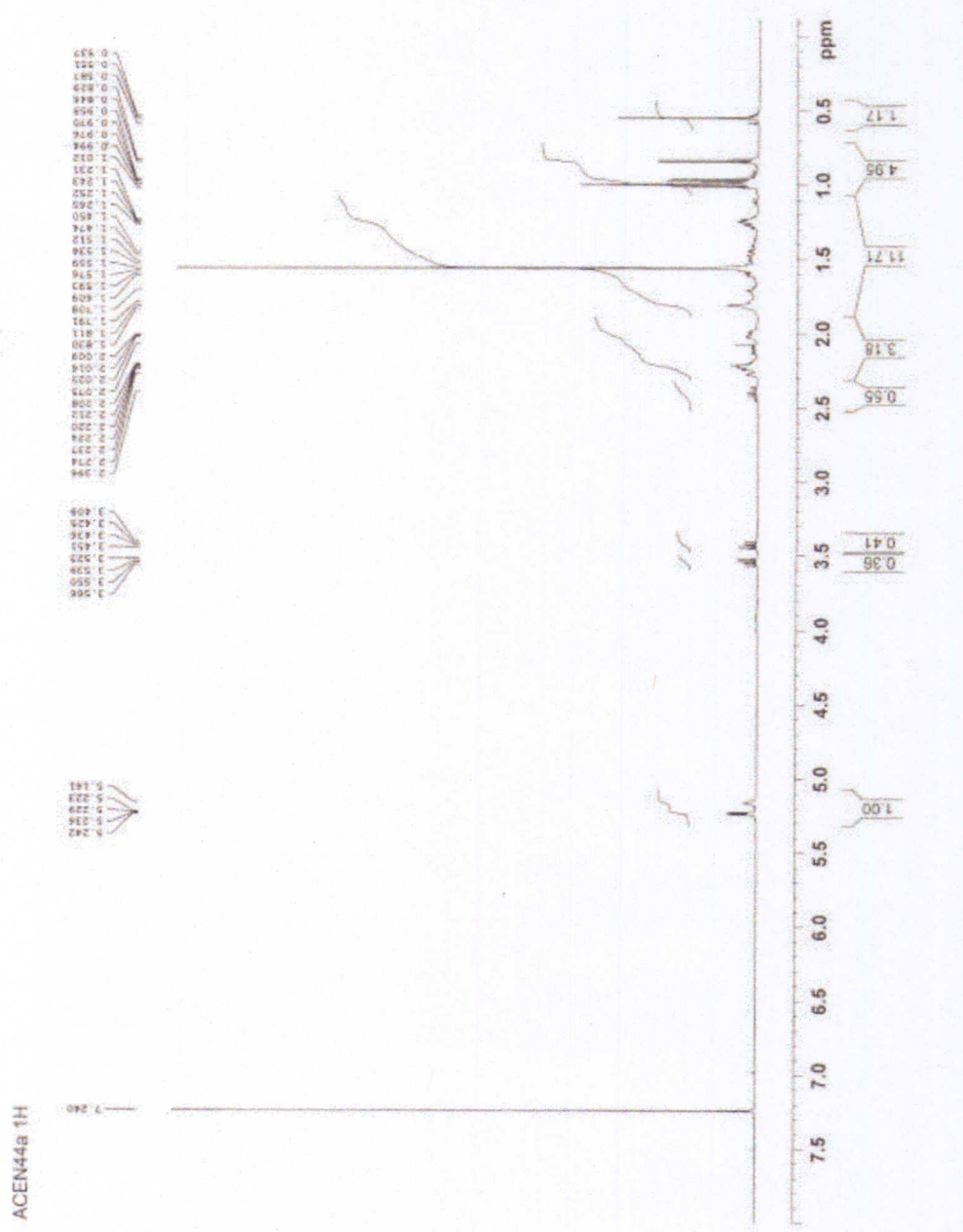


S15.  $^1\text{H}$  NMR (400 MHz,  $\text{CDCl}_3$ ) of the new compound camphoratin H (**8**).




S16. <sup>13</sup>C NMR (400 MHz, CDCl<sub>3</sub>) of the new compound camphoratin H (8).






S17. <sup>1</sup>H NMR (400 MHz, CDCl<sub>3</sub>) of the new compound camphoratin I (9).




S18. <sup>13</sup>C NMR (400 MHz, CDCl<sub>3</sub>) of the new compound camphoratin I (9).



ACEWC3-1c8-1-3-1 CDCL3 2008/07/06 AMX400



S19. <sup>1</sup>H NMR (400 MHz, CDCl<sub>3</sub>) of the new compound camphoratin J (10).



S20. <sup>13</sup>C NMR (400 MHz, CDCl<sub>3</sub>) of the new compound camphoratin J (10).