

## Supporting Information

### A Simple Method for C-6 Modification of Guanine Nucleosides

Mahesh K. Lakshman\* and Josh Frank

Department of Chemistry, The City College and The City University of New York,  
160 Convent Avenue, New York, NY 10031-9198

#### Table of Contents

Information	Page
500 MHz <sup>1</sup> H NMR spectrum of O <sup>6</sup> -(benzotriazol-1-yl)-2',3',5'-tri-O-( <i>tert</i> -butyldimethylsilyl)guanosine ( <b>3</b> ) in CDCl <sub>3</sub>	2
<sup>1</sup> H- <sup>1</sup> H COSY spectrum of O <sup>6</sup> -(benzotriazol-1-yl)-2',3',5'-tri-O-( <i>tert</i> -butyldimethylsilyl)guanosine ( <b>3</b> ) in CDCl <sub>3</sub>	3
500 MHz <sup>1</sup> H NMR spectrum of O <sup>6</sup> -(benzotriazol-1-yl)-3',5'-di-O-( <i>tert</i> -butyldimethylsilyl)-2'-deoxyguanosine ( <b>4</b> ) in CDCl <sub>3</sub>	4
500 MHz <sup>1</sup> H NMR spectrum of 2-amino-9-[2,3,5-tri-O-( <i>tert</i> -butyldimethylsilyl)-β-D-ribofuranosyl]-6-(morpholin-4-yl)purine ( <b>5</b> ) in CDCl <sub>3</sub>	5
500 MHz <sup>1</sup> H NMR spectrum of 9-[2,3,5-tri-O-( <i>tert</i> -butyldimethylsilyl)-β-D-ribofuranosyl]-N <sup>6</sup> ,N <sup>6</sup> -diethyl-2,6-diaminopurine ( <b>6</b> ) in CDCl <sub>3</sub>	6
500 MHz <sup>1</sup> H NMR spectrum of 2-amino-9-[2,3,5-tri-O-( <i>tert</i> -butyldimethylsilyl)-β-D-ribofuranosyl]-6-(4-methylpiperazin-1-yl)purine ( <b>7</b> ) in CDCl <sub>3</sub>	7
500 MHz <sup>1</sup> H NMR spectrum of 9-[2,3,5-tri-O-( <i>tert</i> -butyldimethylsilyl)-β-D-ribofuranosyl]-N <sup>6</sup> -[(1 <i>S</i> )-phenylethyl]-2,6-diaminopurine ( <b>8</b> ) in CDCl <sub>3</sub>	8
500 MHz <sup>1</sup> H NMR spectrum of 2',3',5'-tri-O-( <i>tert</i> -butyldimethylsilyl)-O <sup>6</sup> -methylguanosine ( <b>9</b> ) in CDCl <sub>3</sub>	9
500 MHz <sup>1</sup> H NMR spectrum of 2',3',5'-tri-O-( <i>tert</i> -butyldimethylsilyl)-O <sup>6</sup> -ethylguanosine ( <b>10</b> ) in CDCl <sub>3</sub>	10
500 MHz <sup>1</sup> H NMR spectrum of O <sup>6</sup> -allyl-2',3',5'-tri-O-( <i>tert</i> -butyldimethylsilyl)guanosine ( <b>11</b> ) in CDCl <sub>3</sub>	11
500 MHz <sup>1</sup> H NMR spectrum of S <sup>6</sup> -benzyl-2',3',5'-tri-O-( <i>tert</i> -butyldimethylsilyl)thioguanosine ( <b>12</b> ) in CDCl <sub>3</sub>	12
500 MHz <sup>1</sup> H NMR spectrum of 9-[3,5-di-O-( <i>tert</i> -butyldimethylsilyl)-2-deoxy-β-D-ribofuranosyl]-6-(morpholin-4-yl)purine ( <b>13</b> ) in CDCl <sub>3</sub>	13
500 MHz <sup>1</sup> H NMR spectrum of 9-[3,5-di-O-( <i>tert</i> -butyldimethylsilyl)-2-deoxy-β-D-ribofuranosyl]-N <sup>6</sup> ,N <sup>6</sup> -dimethyl-2,6-diaminopurine ( <b>14</b> ) in CDCl <sub>3</sub>	14
500 MHz <sup>1</sup> H NMR spectrum of N <sup>6</sup> -benzyl-9-[3,5-di-O-( <i>tert</i> -butyldimethylsilyl)-2-deoxy-β-D-ribofuranosyl]purine ( <b>15</b> ) in CDCl <sub>3</sub>	15
500 MHz <sup>1</sup> H NMR spectrum of 3',5'-di-O-( <i>tert</i> -butyldimethylsilyl)-O <sup>6</sup> -methyl-2'-deoxyguanosine ( <b>16</b> ) in CDCl <sub>3</sub>	16
500 MHz <sup>1</sup> H NMR spectrum of O <sup>6</sup> -allyl-3',5'-di-O-( <i>tert</i> -butyldimethylsilyl)-2'-deoxyguanosine ( <b>17</b> ) in CDCl <sub>3</sub>	17
500 MHz <sup>1</sup> H NMR spectrum of 3',5'-di-O-( <i>tert</i> -butyldimethylsilyl)-O <sup>6</sup> -phenyl-2'-deoxyguanosine ( <b>18</b> ) in CDCl <sub>3</sub>	18
500 MHz <sup>1</sup> H NMR spectrum of 3',5'-di-O-( <i>tert</i> -butyldimethylsilyl)-O <sup>6</sup> -(4-chlorophenyl)-2'-deoxyguanosine ( <b>19</b> ) in CDCl <sub>3</sub>	19

1203-JP-01-038N

Pulse Sequence: #2pnl

Solvent: CDCl3

Ambient temperature

Operator: mki

File: 1203-JP-01-038N

INOVA-500 "riga"

Pulse 57.9 degrees

Acq. time 1.892 sec

Width 8000.0 Hz

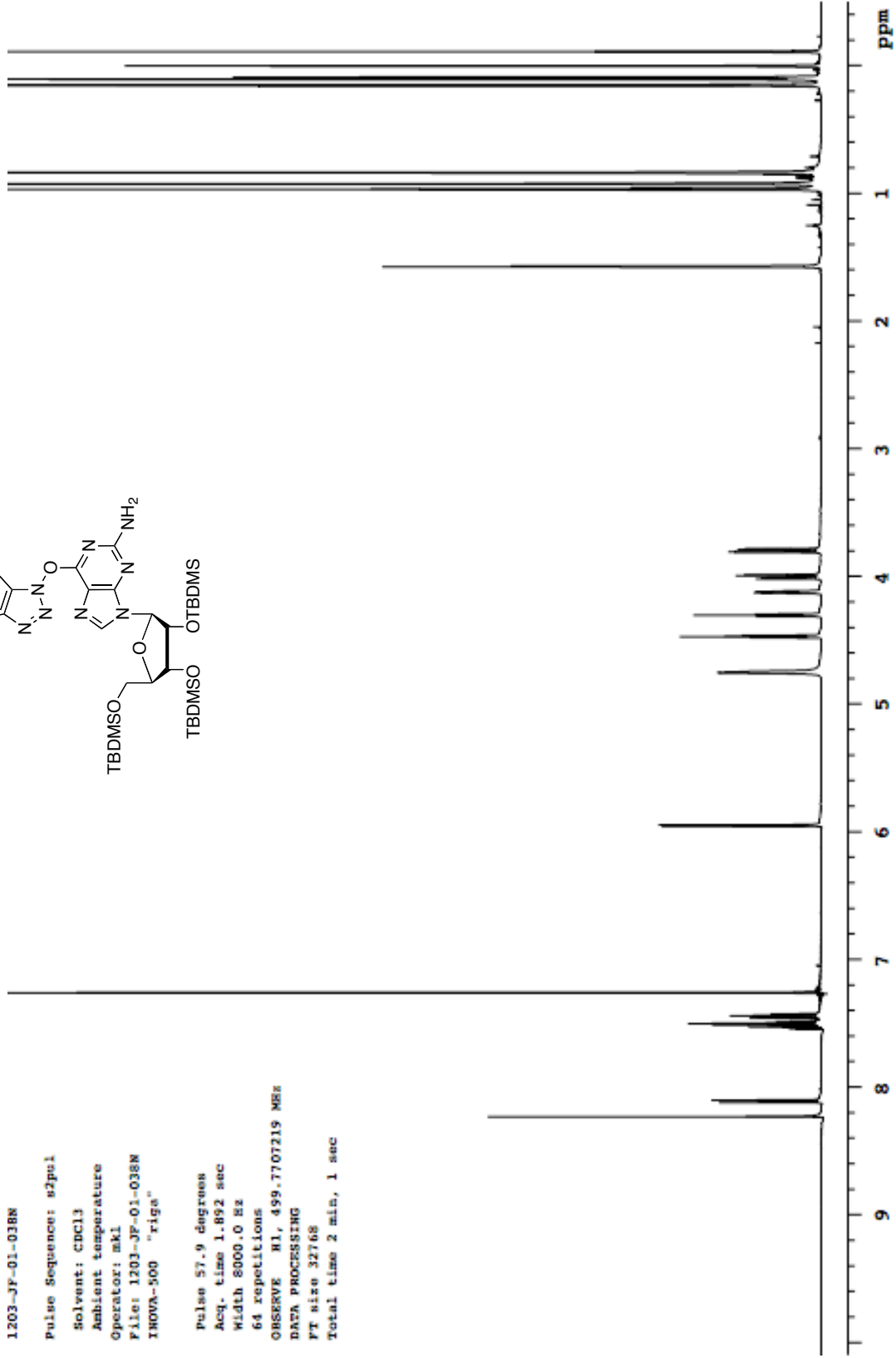
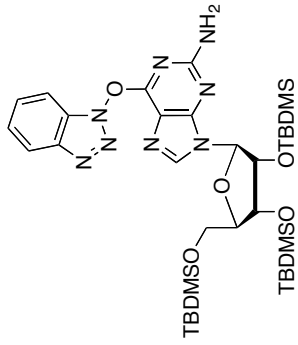
64 repetitions

ONSERVE M1, 499.7707219 MHz

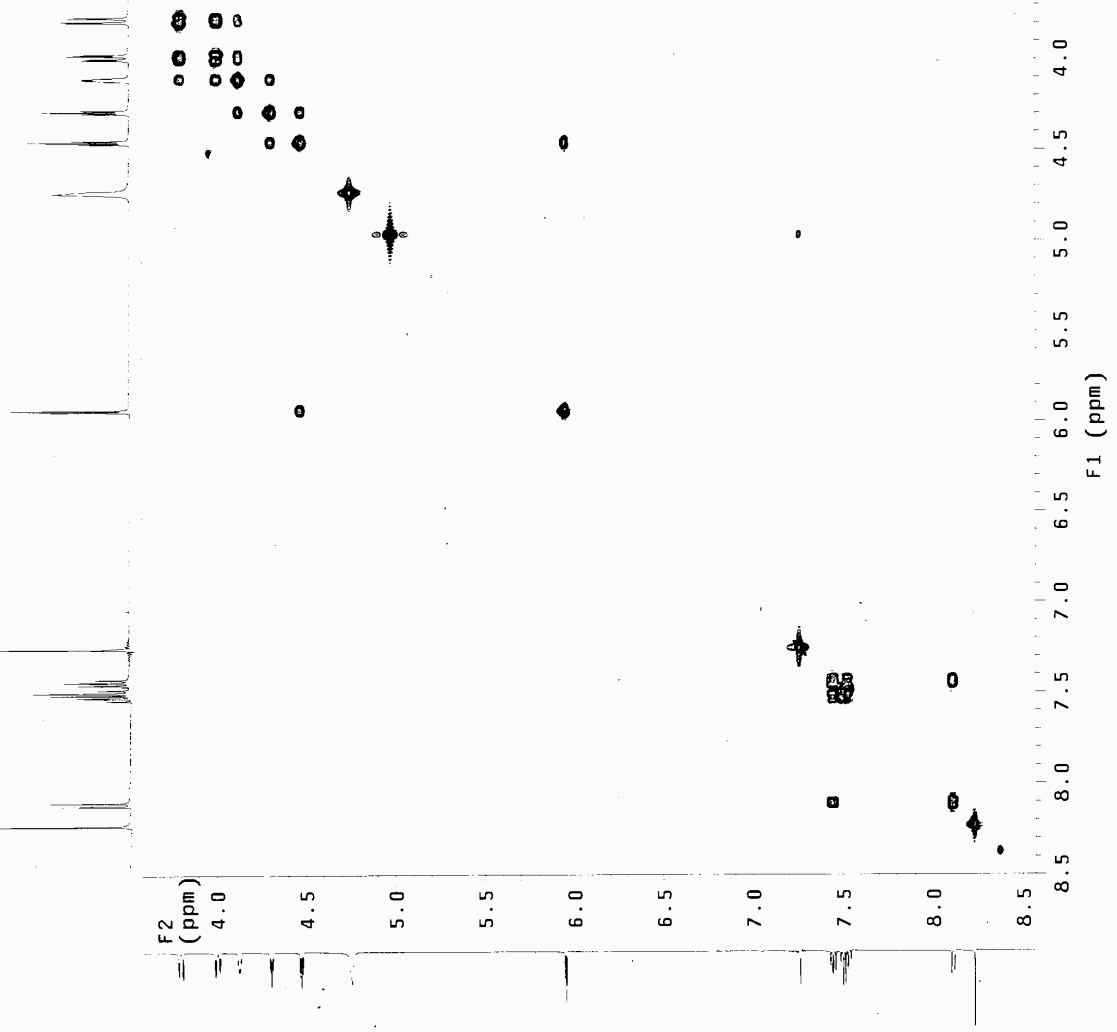
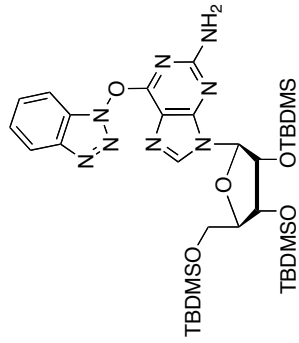
DATA PROCESSING

FT size 32768

Total time 2 min, 1 sec



S-1205-06-19-C0013-CC  
 archive\_directory: /export/home/mkl/vnmrSYS/data  
 file: 1203-JF-01-00cosy1  
 Use Sequence: gcosy  
 solvent: CDCl3  
 ambient temperature  
 operator: mkl  
 file: 1203-JF-01-00cosy1  
 IOWA-500 "capella500"  
 relax\_delay 1.000 sec  
 acq\_time 0.205 sec  
 FIDWidth 10000.0 Hz  
 DWidth 10000.0 Hz  
 angle scan  
 :ingl increments  
 :024  
 ISERVE HI, 499.7707233 MHz  
 FTA PROCESSING  
 :line bell 0.031 sec  
 :DATA PROCESSING  
 :line bell 0.051 sec  
 :size 4096, x 4096, 42 sec  
 total time 21 min, 42 sec



1203-JP-01-051N

Pulse Sequence: #2pul

Solvent: CDCl3

Ambient temperature

Operator: mki

File: 1203-JP-01-051N

INOVA-500 "riga"

Pulse 57.9 degrees

Acq. time 1.892 sec

Width 8000.0 Hz

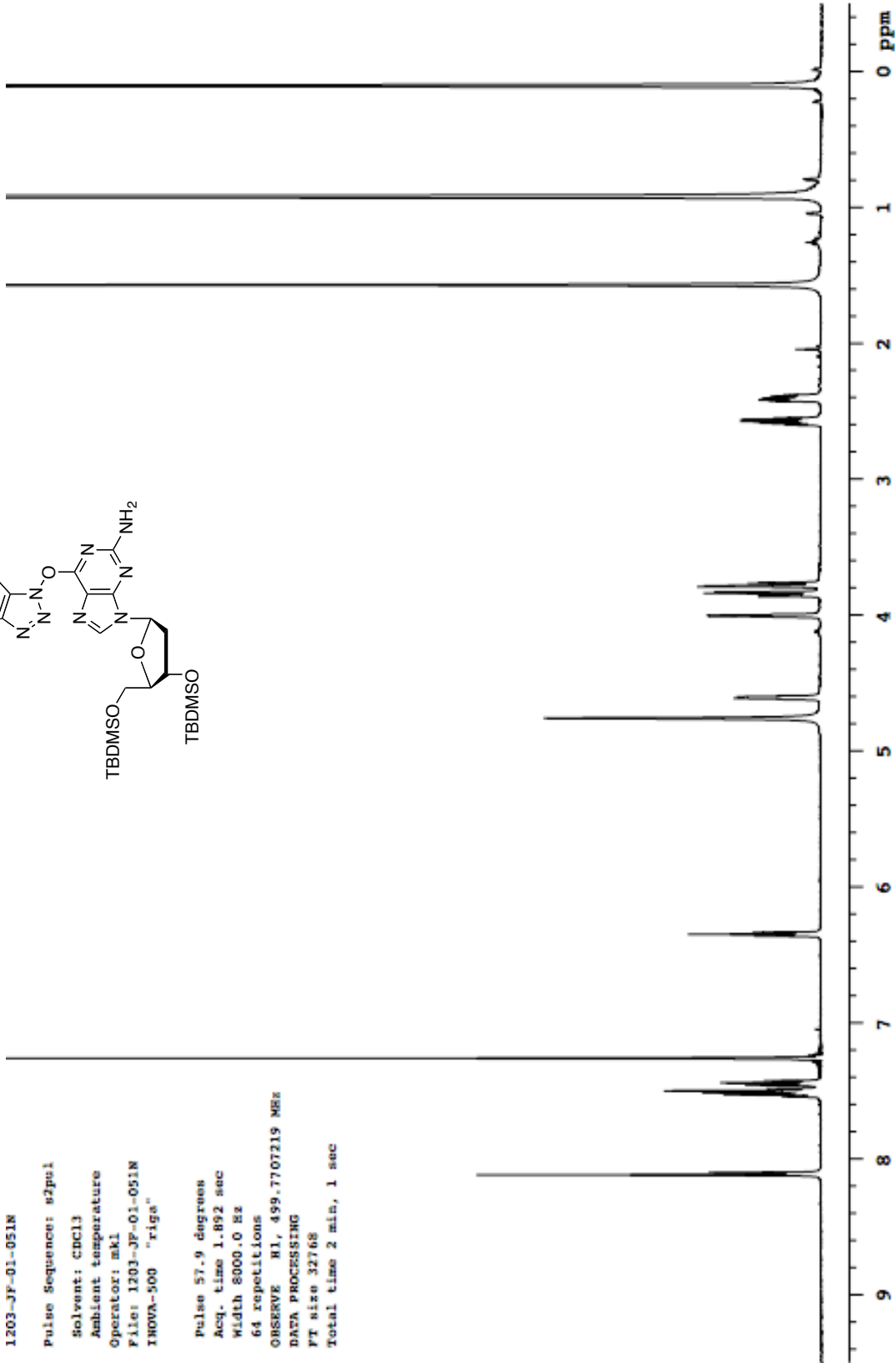
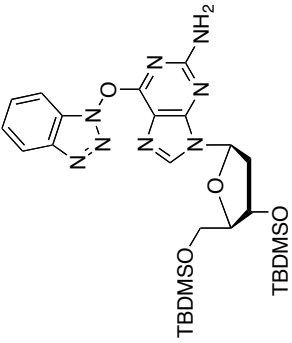
64 repetitions

OBSERVE M1, 499.7707219 MHz

DATA PROCESSING

FT size 32768

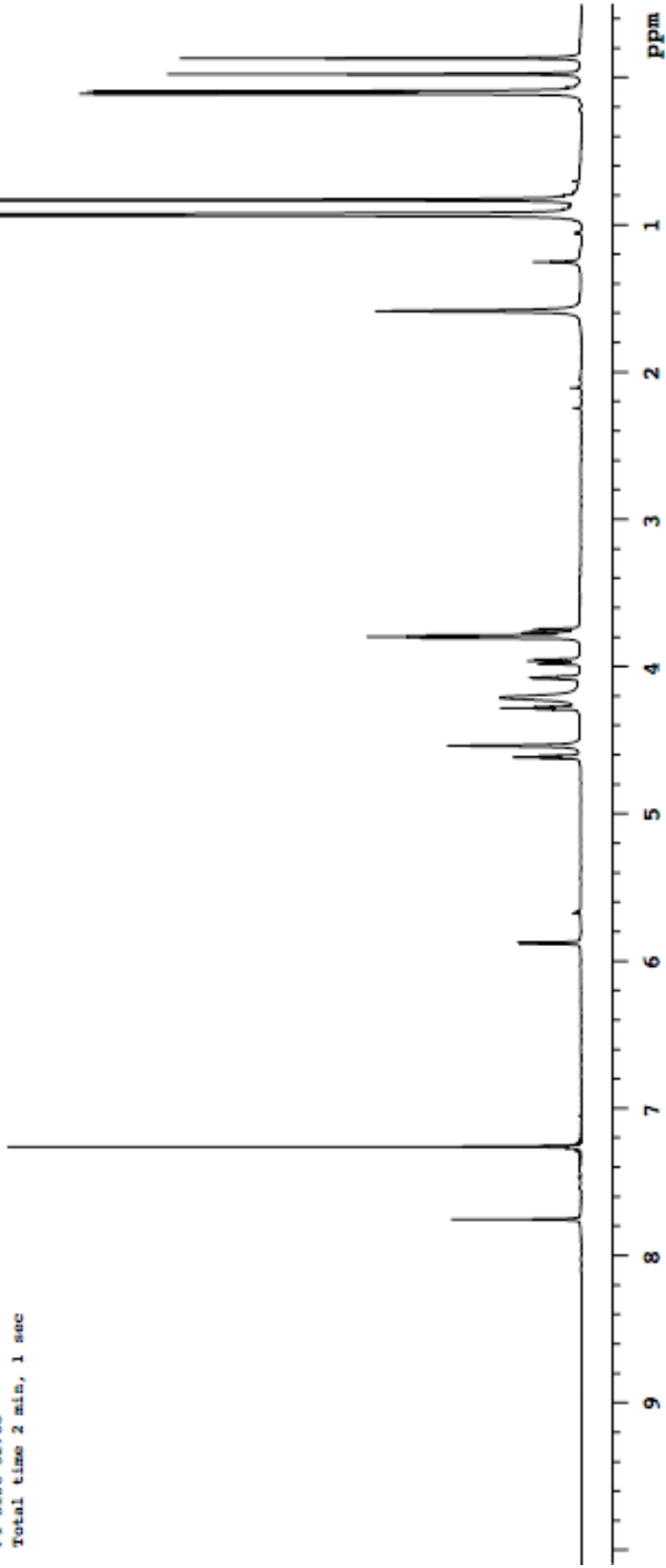
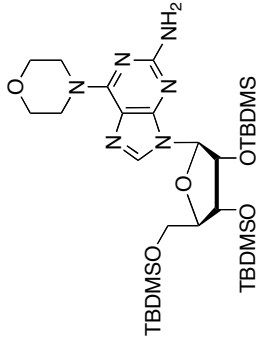
Total time 2 min, 1 sec

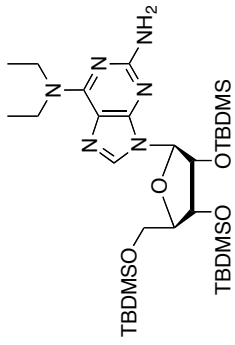


1203-JP-01-026a

Pulse Sequence: #2pul  
Solvent: CDCl3  
Ambient temperature  
Operator: mkl  
File: 1203-JP-01-026p  
INOVA-500 "rigs"

Pulse 92.9 degrees  
Acq. time 1.892 sec  
Width 8000.0 Hz  
64 repetitions  
OBSERVE M1, 499.7707218 MHz  
DATA PROCESSING  
FT size 32768  
Total time 2 min, 1 sec





1203-JF-01-035p

Archive directory: /export/home/mki/vmrsvs/data

Sample directory:

Pulse Sequence: n2pul

Solvent: CDCl3

Ambient temperature

Operator: mki

File: 1203-JF-01-035p

INOVA-500 "riga"

Pulse 92.9 degrees

Acq. time 1.892 sec

Width 8000.0 Hz

128 repetitions

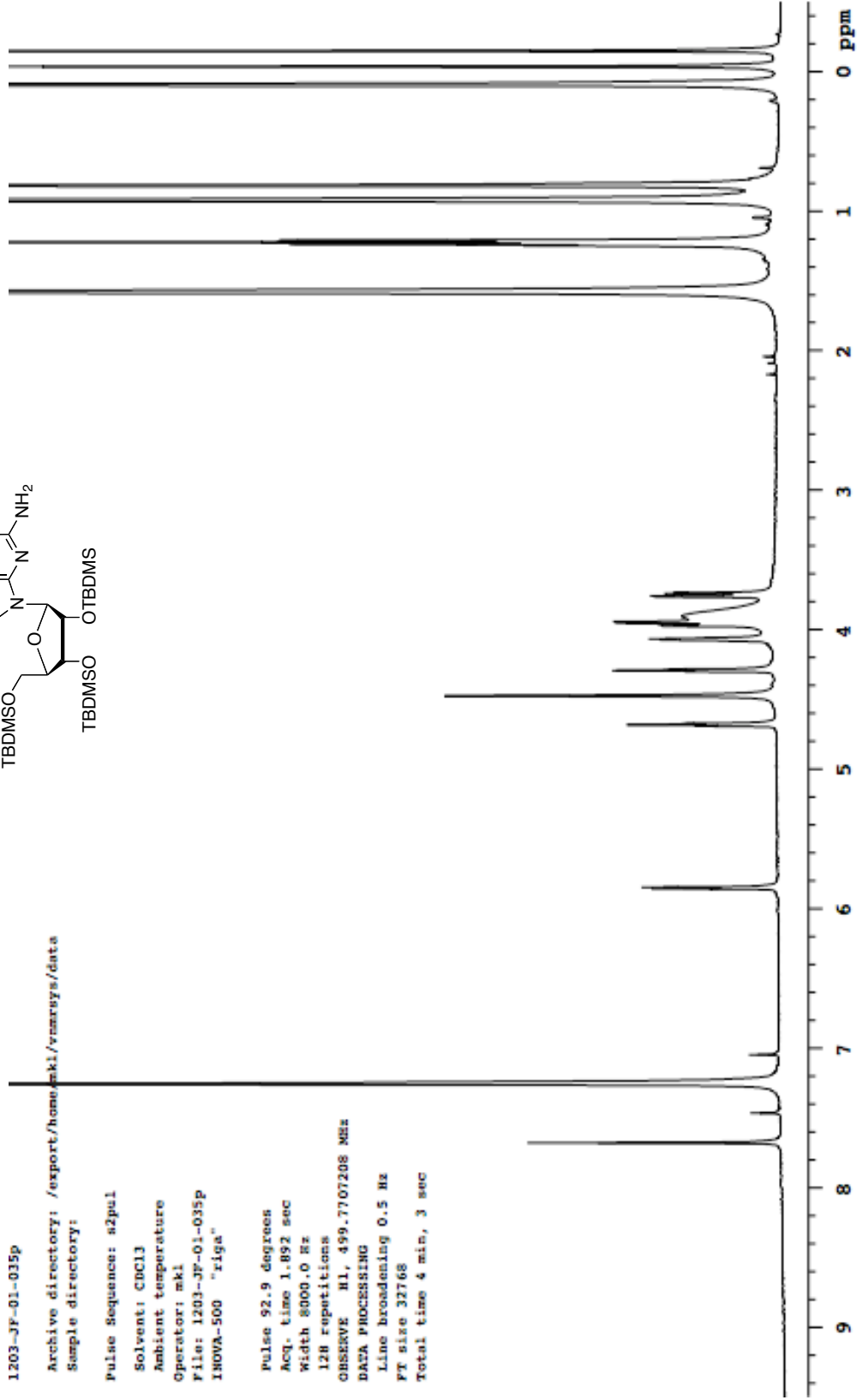
OBSERVE H1, 499.7707208 MHz

DATA PROCESSING

Line broadening 0.5 Hz

FT size 32768

Total time 4 min, 3 sec



1203-JF-01-036

Archive directory: /export/home/mkl/vmaruys/data  
Sample directory:

Pulse Sequence: a2pul

Solvent: CDCl3

Ambient temperature

Operator: mkl

File: 1203-JF-01-036R

INOVA-500 "riga"

Pulse 92.9 degrees

Acq. time 1.892 sec

Width 8000.0 Hz

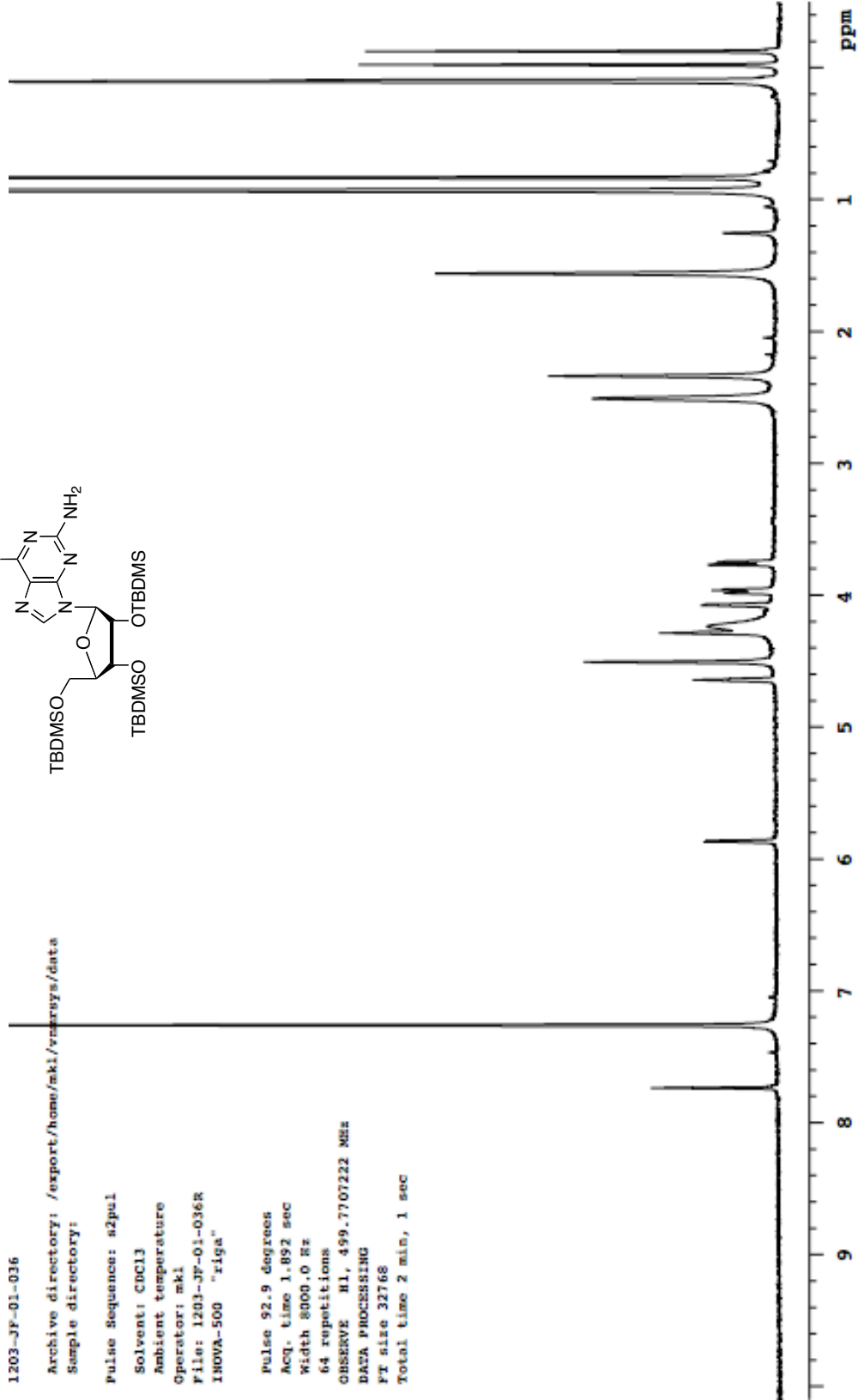
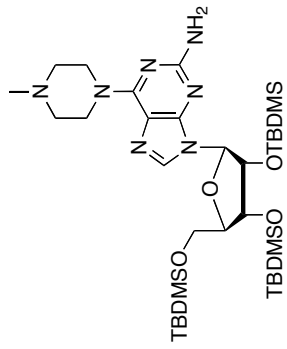
64 repetitions

OBSERVE H1, 499.7707222 MHz

DATA PROCESSING

FT size 32768

Total time 2 min, 1 sec



1203-JP-01-033N

Pulse Sequence: #2pul

Solvent: CDCl3

Ambient temperature

Operator: mki

File: 1203-JP-01-033N

INOVA-500 "riga"

Pulse 57.9 degrees

Acq. time 1.892 sec

Width 8000.0 Hz

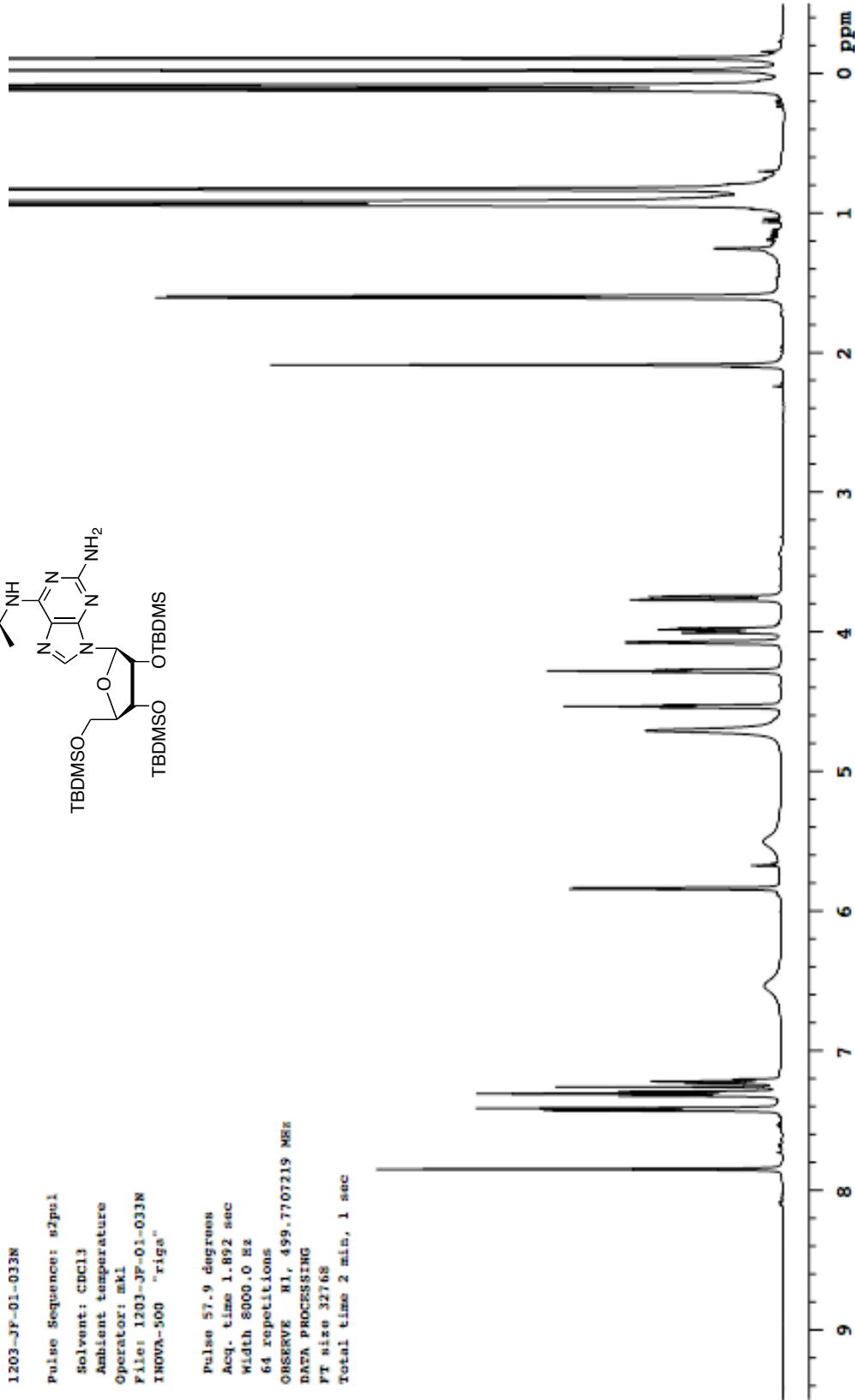
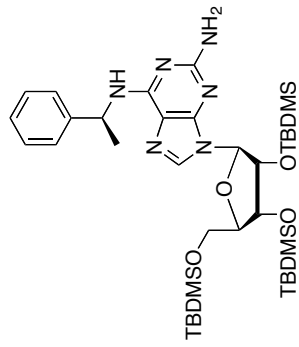
64 repetitions

QMSERVE M1, 459.7707219 MHz

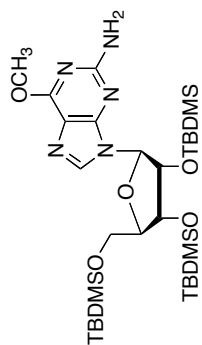
DATA PROCESSING

FT size 32768

Total time 2 min, 1 sec







1203-JF-01-034p

Archive directory: /export/home/mki/vmrays/data

Sample directory:

Pulse Sequence: s2pul

Solvent: CDCl<sub>3</sub>

Ambient temperature

Operator: mki

File: 1203-JF-01-034N

INOVA-500 "riga"

Relax. delay 3.000 sec

Pulse 45.0 degrees

Acq. time 1.892 sec

Width 8000.0 Hz

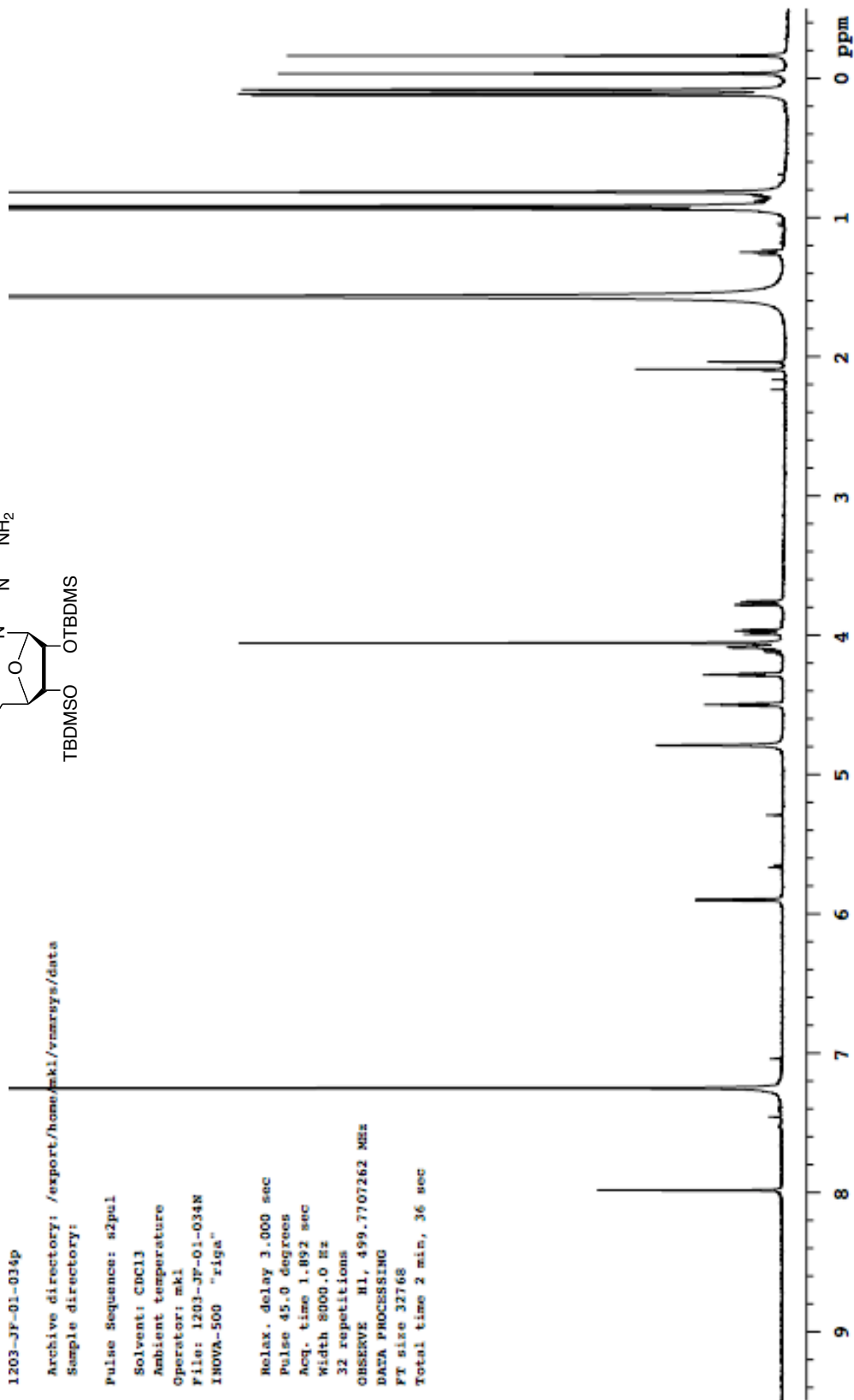
32 repetitions

OBSERVE H1, 499.7707262 MHz

DATA PROCESSING

FT size 32768

Total time 2 min, 36 sec



1203-JP-01-031a

Pulse Sequence: #2ps1

Solvent: CDCl3

Ambient temperature

Operator: mki

File: 1203-JP-01-031a

INOVA-500 "riga"

Pulse 92.9 degrees

Acq. time 1.892 sec

Width 8000.0 Hz

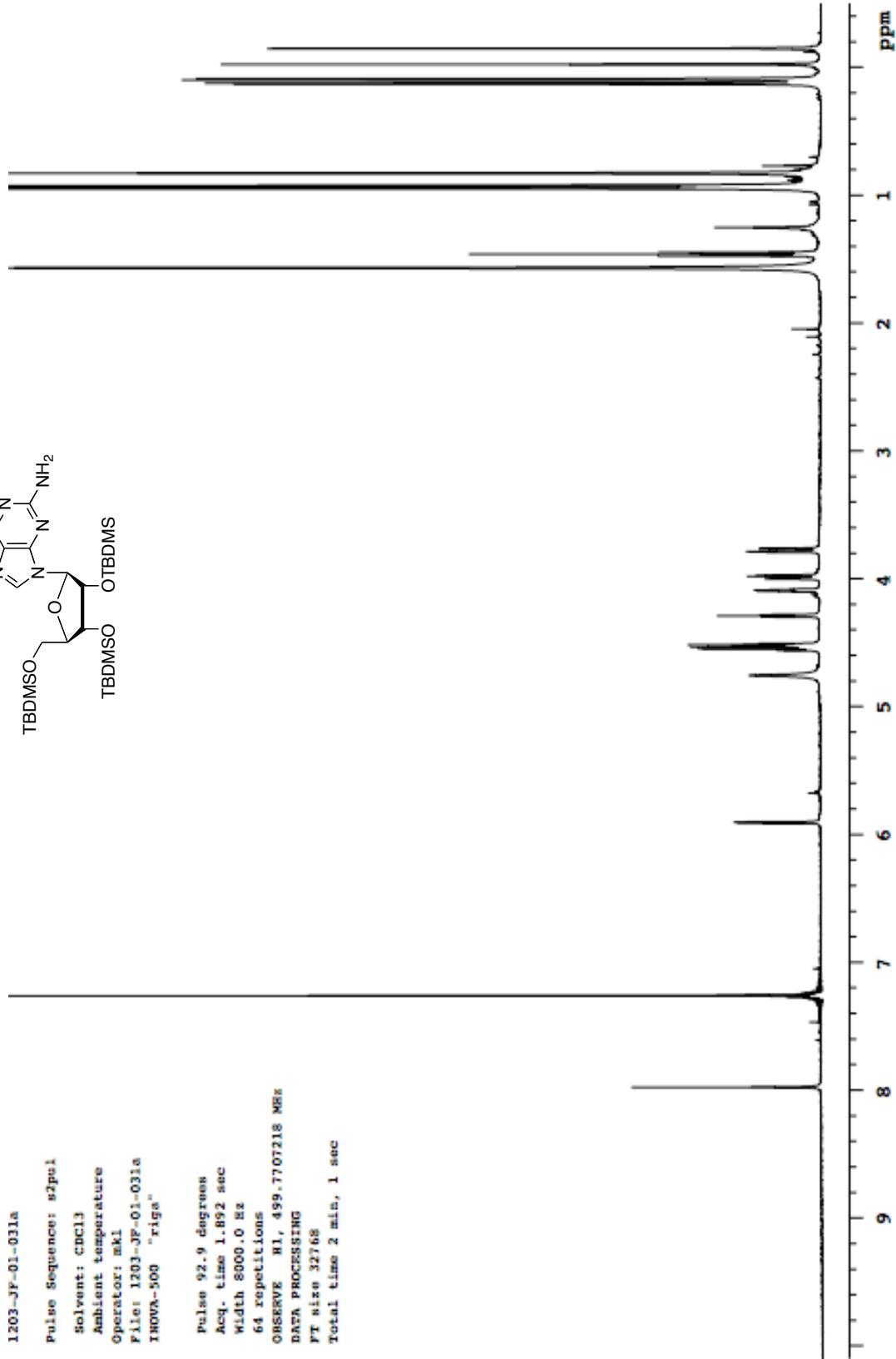
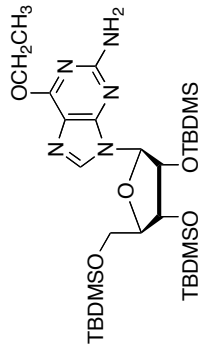
64 repetitions

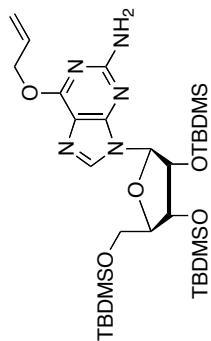
ONSERVE M1, 499.7707218 MHz

DATA PROCESSING

FT size 32768

Total time 2 min, 1 sec





1203-JF-01-030

Archive directory:  
Sample directory:

Pulse Sequence: a2pul

Solvent: CDCl3

Ambient temperature

Operator: mki

File: 1203-JF-01-030

INOVA-500 "riga"

Relax. delay 1.000 sec

Pulse 45.0 degrees

Acq. time 2.049 sec

Width 7996.0 Hz

16 repetitions

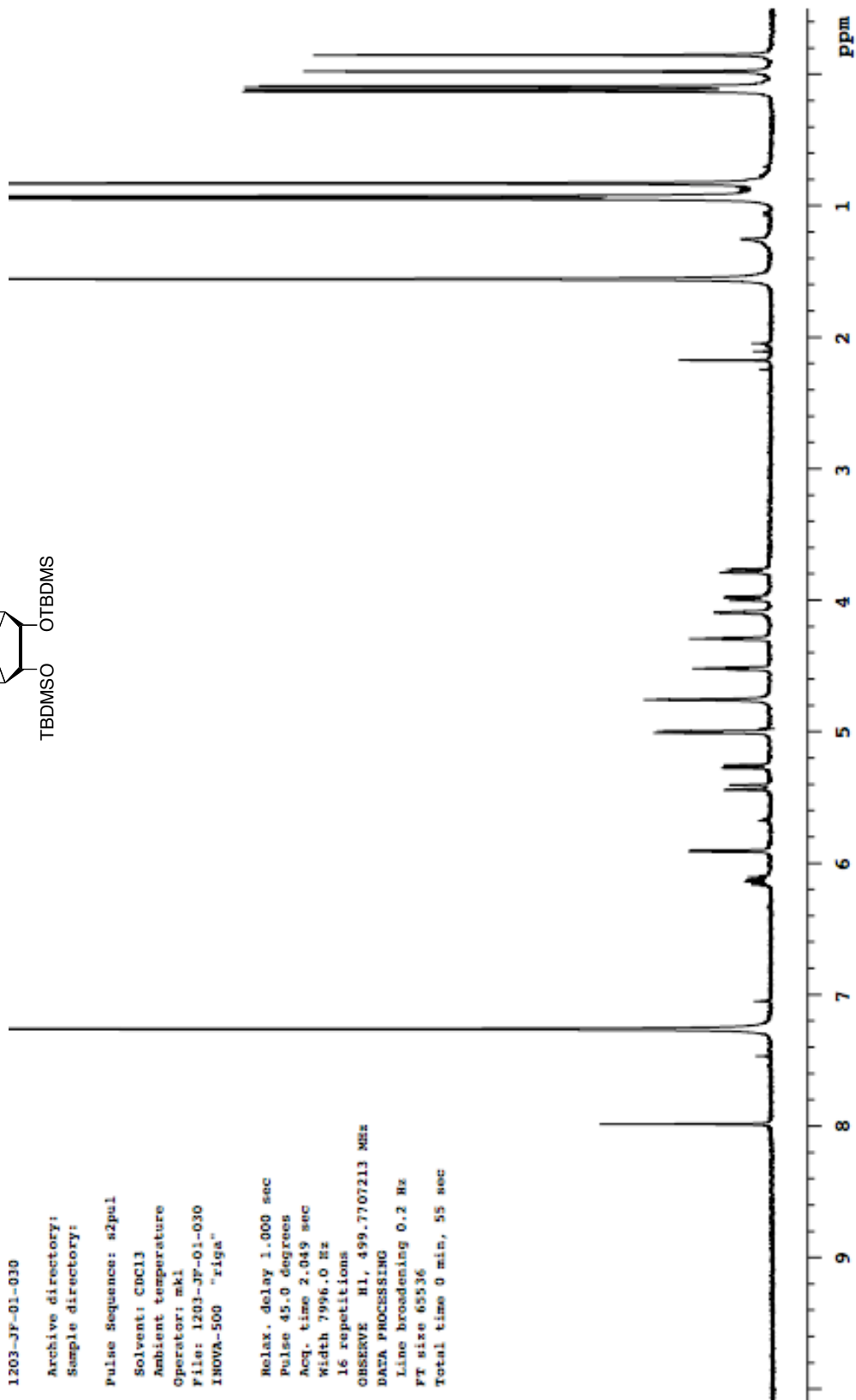
OBSERVE H1, 499.7707213 MHz

DATA PROCESSING

Line broadening 0.2 Hz

FT size 65536

Total time 0 min, 55 sec



STANDARD PROTON PARAMETERS

Pulse Sequence: s2pca1

Solvent: CDCl3

Ambient temperature

Operator: mki

File: 1203-JF-01-076p

INOVA-500 "riga"

Pulse 57.9 degrees

Acq. time 1.892 sec

Width 8000.0 Hz

64 repetitions

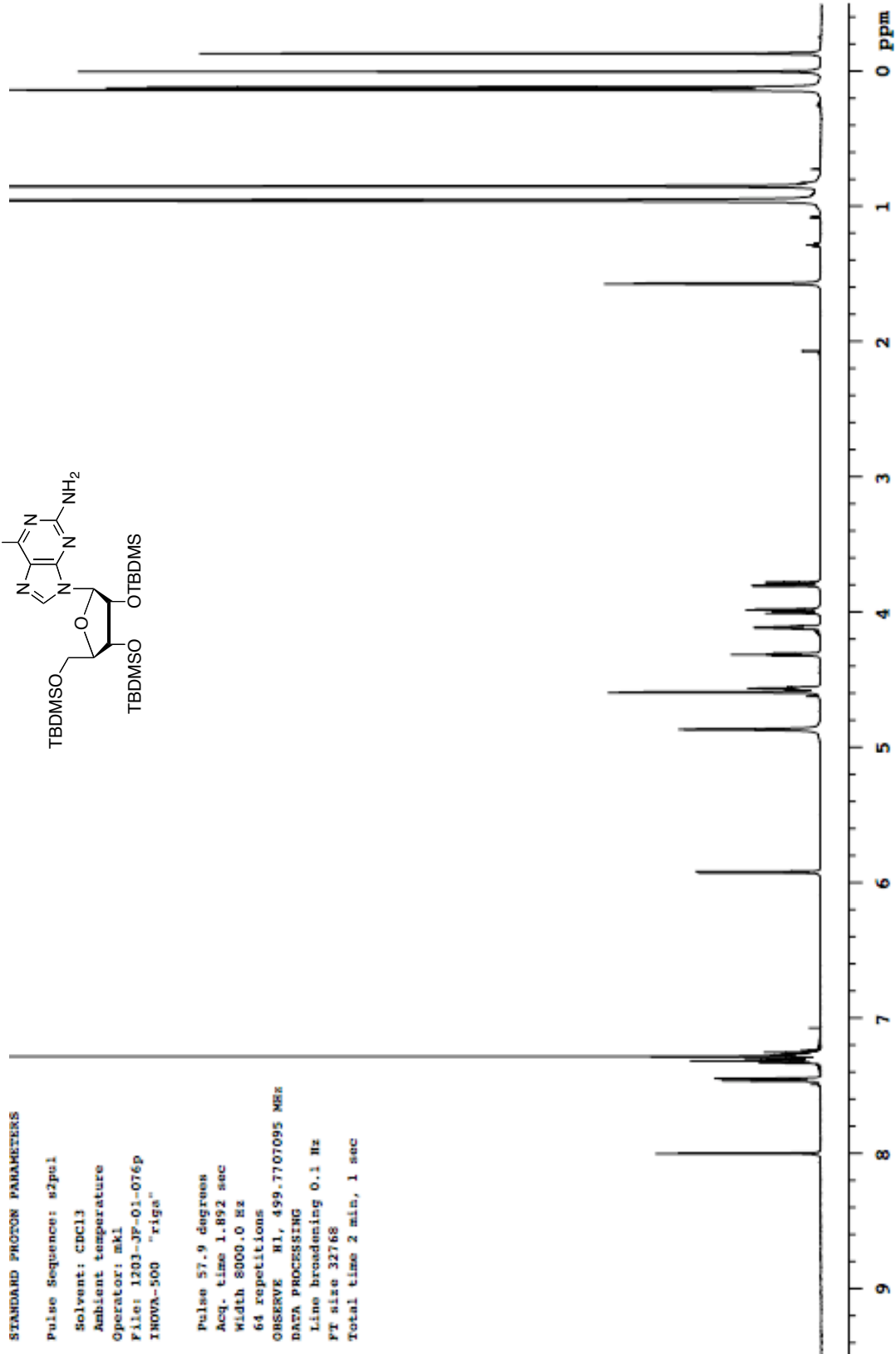
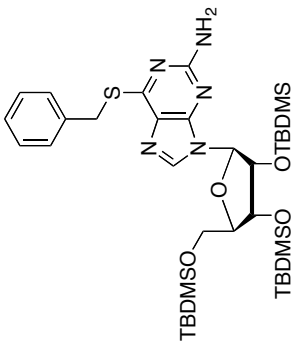
OBSERVE H1, 499.7707095 MHz

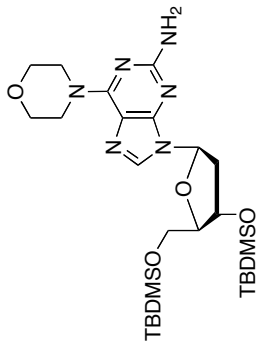
DATA PROCESSING

Line broadening 0.1 Hz

FT size 32768

Total time 2 min, 1 sec





1203-JF-01-054

Archive directory: /export/home/mki/vmrays/data  
 Sample directory:

Pulse Sequence: n2pul

Solvent: CDCl3

Temp. 25.0 C / 298.1 K

Operator: mki

File: 1203-JF-01-054N

INOVA-500 "riga"

Relax. delay 1.000 sec

Pulse 45.0 degrees

Acq. time 1.092 sec

Width 7996.0 Hz

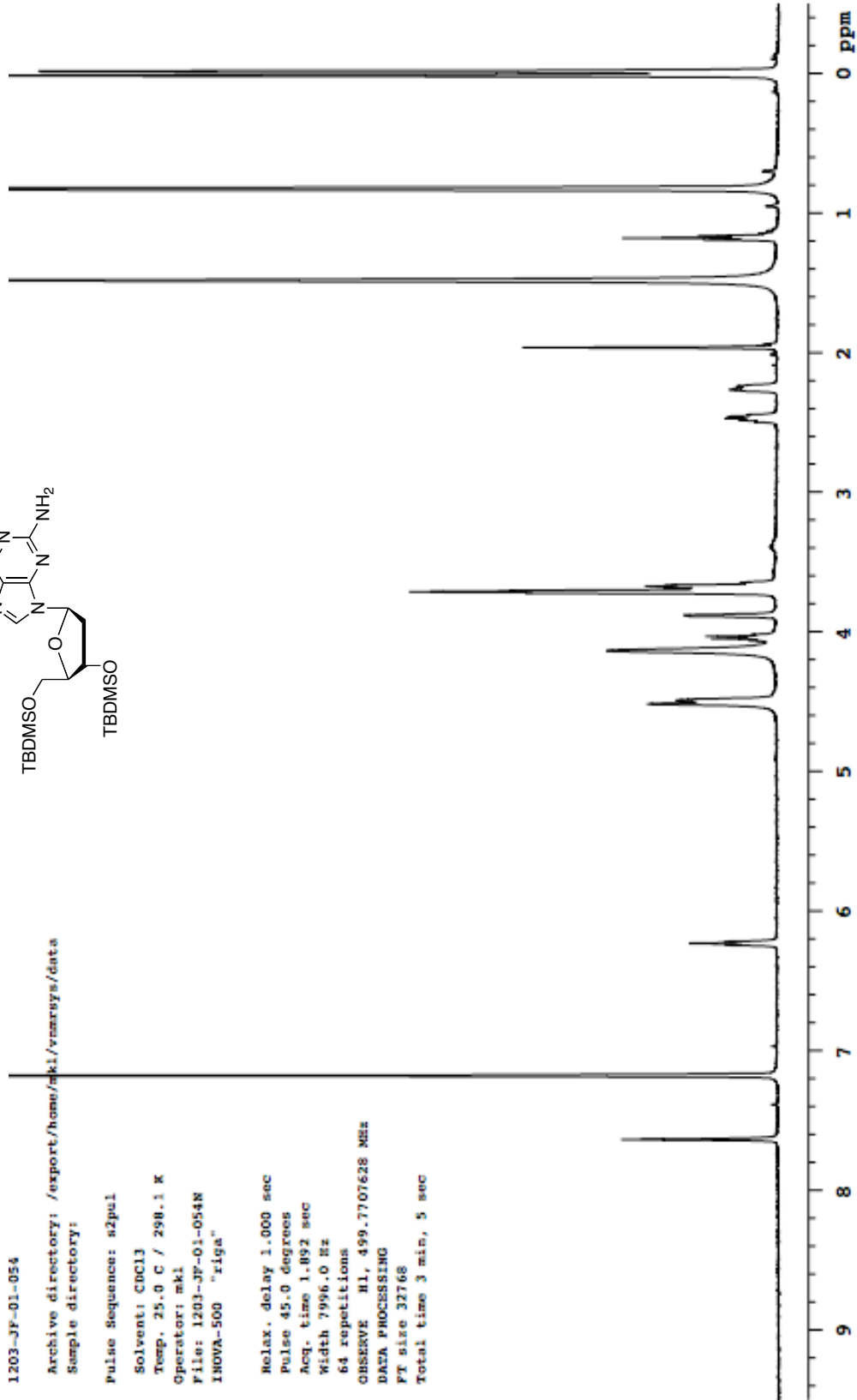
64 repetitions

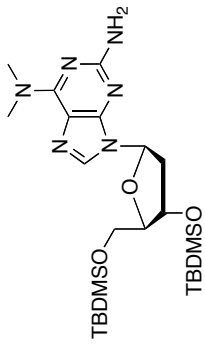
OBSERVE H1, 499.7707628 MHz

DATA PROCESSING

FT size 32768

Total time 3 min, 5 sec





1203-JF-01-074

Pulse Sequence: s2ps1

Solvent: CDCl<sub>3</sub>

Ambient temperature

Operator: MAl

File: 1203-JF-01-074

INOVA-500 "riga"

Pulse 57.9 degrees

Acq. time 1.892 sec

Width 8000.0 Hz

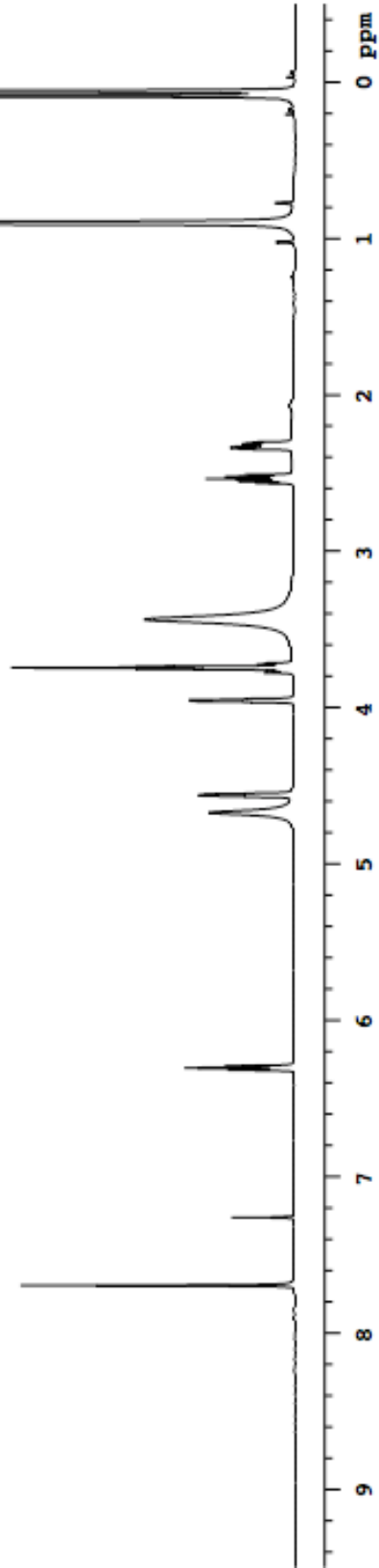
64 repetitions

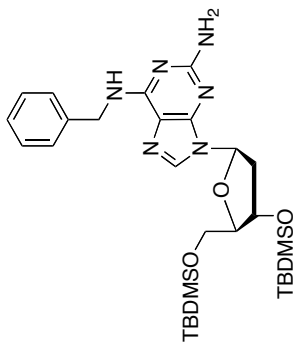
OBSERVE R1, 499.7707219 MHz

DATA PROCESSING

FT size 32768

Total time 2 min, 1 sec



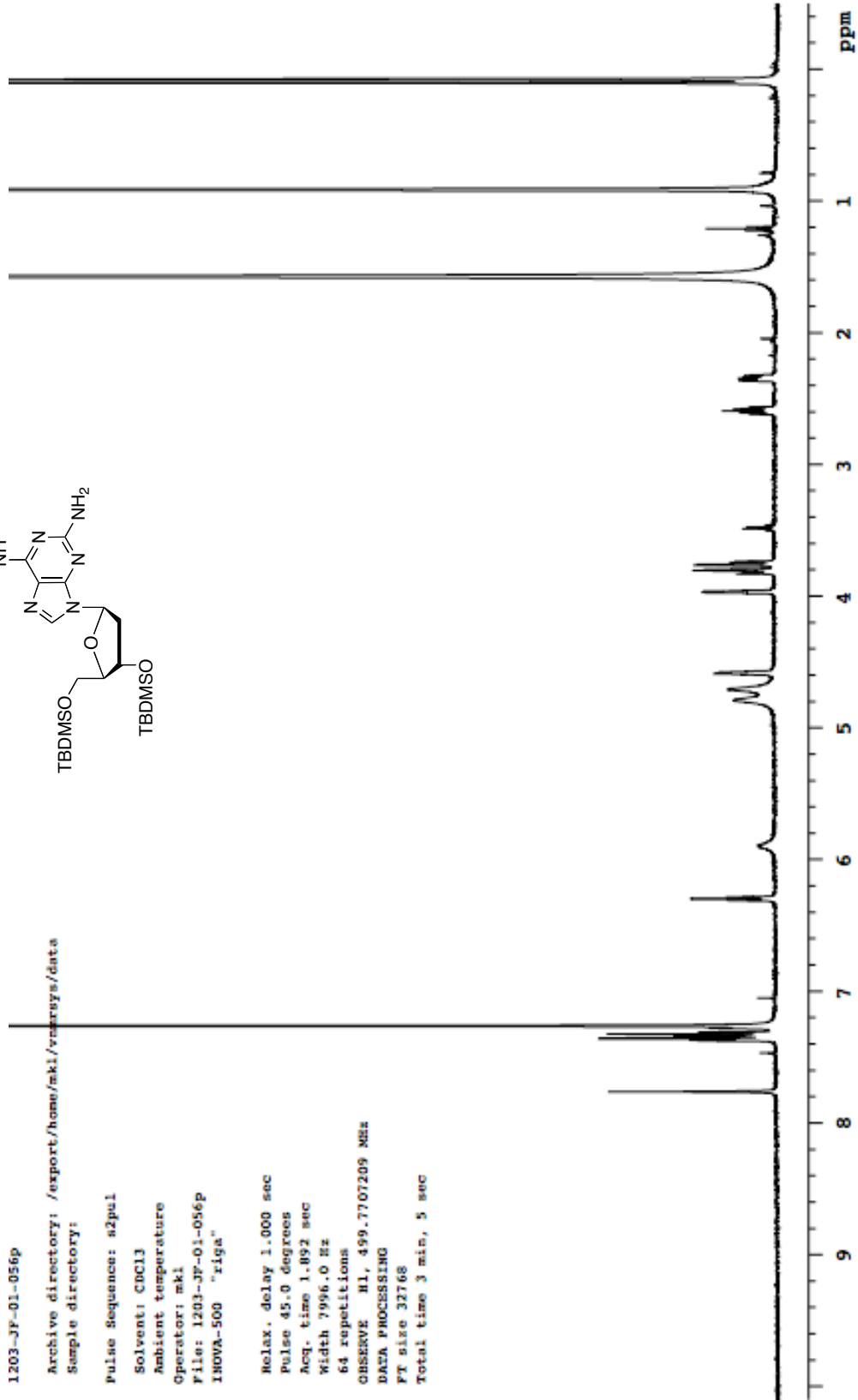


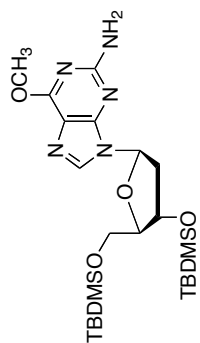
1203-JF-01-056p

Archive directory: /export/home/mki/vmsr/sys/data  
 Sample directory:

Pulse Sequence: s2pul  
 Solvent: CHCl<sub>3</sub>  
 Ambient temperature  
 Operator: mki  
 File: 1203-JF-01-056p  
 INOVA-500 "riga"

Relax. delay 1.000 sec  
 Pulse 45.0 degrees  
 Acq. time 1.892 sec  
 Width 7996.0 Hz  
 64 repetitions  
 OBSERVE H1, 499.7707209 MHz  
 DATA PROCESSING  
 FT size 32768  
 Total time 3 min, 5 sec



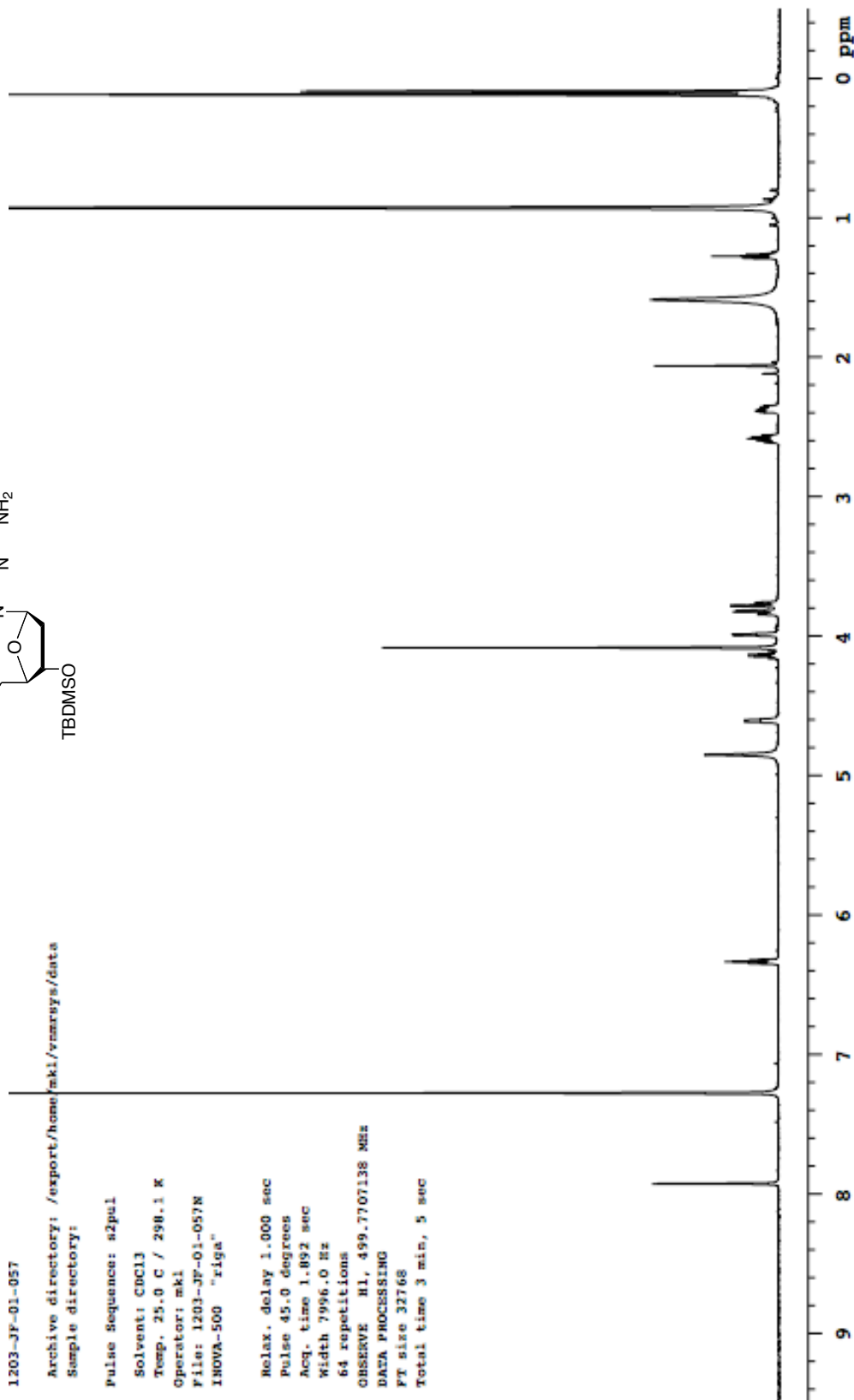


1203-JF-01-057

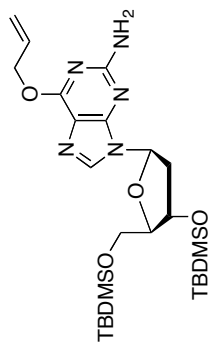
Archive directory: /export/home/mki/vmrays/data  
 Sample directory:

Pulse Sequence: s2pul  
 Solvent: CDCl3  
 Temp. 25.0 C / 298.1 K  
 Operator: mki  
 File: 1203-JF-01-057N  
 INOVA-500 "riga"

Relax. delay 1.000 sec  
 Pulse 45.0 degrees  
 Acq. time 1.892 sec  
 Width 7996.0 Hz  
 64 repetitions  
 OBSERVE H1, 499.7707138 MHz  
 DATA PROCESSING  
 FT size 32768  
 Total time 3 min, 5 sec







1203-JF-01-058p

Archive directory: /export/home/mki/vmrays/data

Sample directory:

Pulse Sequence: s2pul

Solvent: CDCl3

Ambient temperature

Operator: mki

File: 1203-JF-01-058N

INOVA-500 "riga"

Relax. delay 1.000 sec

Pulse 45.0 degrees

Acq. time 1.892 sec

Width 7996.0 Hz

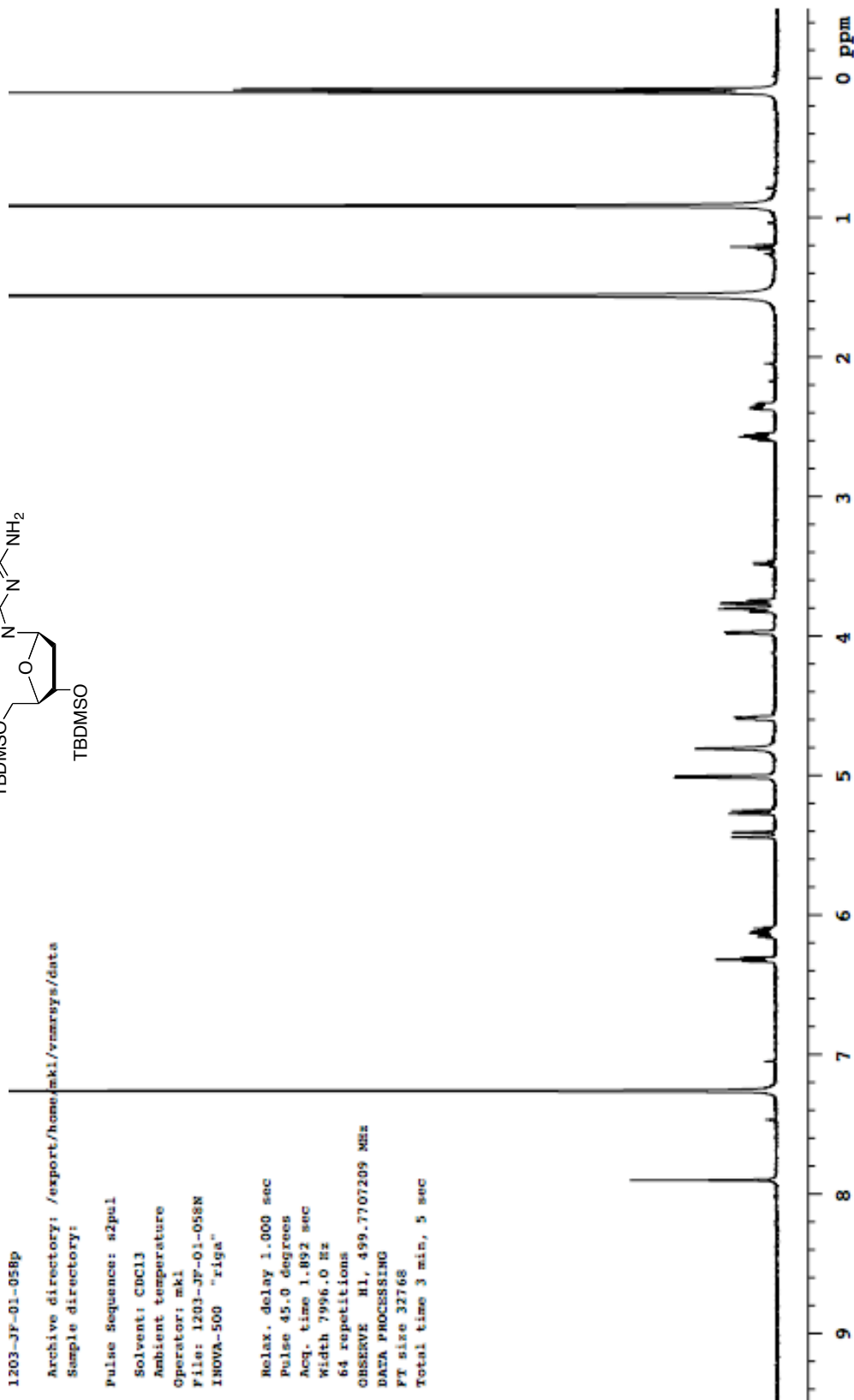
64 repetitions

OBSERVE H1, 499.7707209 MHz

DATA PROCESSING

FT size 32768

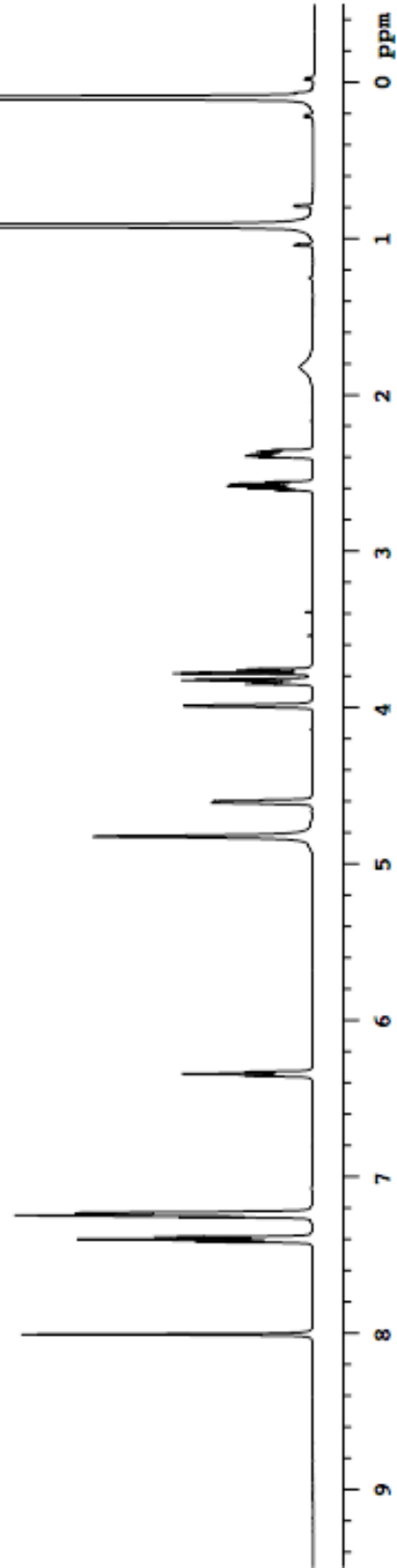
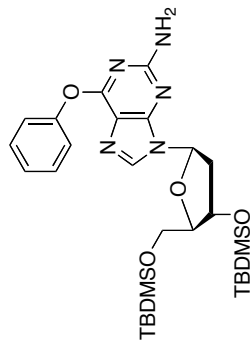
Total time 3 min, 5 sec



1203-JP-01-059N

Pulse Sequence: #2pnl  
Solvent: CDCl3  
Ambient temperature  
Operator: mkl  
File: 1203-JP-01-059N  
INOVA-500 "riga"

Pulse 57.9 degrees  
Acq. time 1.892 sec  
Width 8000.0 Hz  
64 repetitions  
OBSERVE M1, 499.7707219 MHz  
DATA PROCESSING  
FT size 32768  
Total time 2 min, 1 sec



1203-JP-01-060N

Pulse Sequence: #2pul  
Solvent: CDCl3  
Ambient temperature  
Operator: mki  
File: 1203-JP-01-060N  
INOVA-500 "riga"

Pulse 57.9 degrees  
Acq. time 1.892 sec  
Width 8000.0 Hz  
64 repetitions  
OBSERVE M1, 499.7707219 MHz  
DATA PROCESSING  
FT size 32768  
Total time 2 min, 1 sec

