









Figure S3; E11.5 Mouse heart

views

- Overview 
- Transversal (cut) 
- Sagittal (cut) 
- Sagittal (annot.) 

structures

- Myocardium 
- Lumen 
- Cushion 
- Arteries 
- Veins 