






Supplemental Figure 1.

Sequence of TIM-1, and schematic of TIM-1 contained in fusion proteins

```

1  mhpqvvils1 ilhladsvag svkvggeagp svtlpchysg avtsmcwnrg scslftcqng
61 ivwtngthvt yrkdtrykll gdlsrrdvs1 tientavsds gvyccrvehr gwfnmdkitv
121 sleivppkvt ttpivttvpt vttvrtsttv pttttvpmtttvptttvpttm sipttttvtl
181 tmtvstttsv ptttsipttt svpvtttvst fvppmplprq nhepvatsps spqpaethpt
241 tlqgairrep tssplysytt dgndtvtes dglwmnnqtq lflehsllta nttkqiyagv
301 cisvlvllal lgviiakkyf fkkeevqqlsv sfsslqikal qnavekevqa edniyiensl
361 yatd

```

	signal sequence (not contained in fusion proteins)
xxx	mucin domain
<u>xxx</u>	transmembrane domain
	TIM1(1-145)-Fc
	TIM-1(1-173)-Fc
 xxx	short form" of TIM-1 (1-296)
 xxx	long form" of TIM-1 (1-296 + 157insMTTTPV)