

Supplementary Information

Part 2: Analytical Characterization of Chemical Library

A pairwise chemical genetic screen identifies new inhibitors of glucose transport

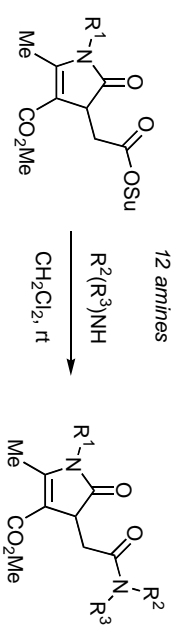
Olesya A. Ulanovskaya¹, Jiayue Cui¹, Stephen J. Kron² and Sergey A. Kozmin^{1*}

¹Department of Chemistry, University of Chicago, Chicago, IL 60637

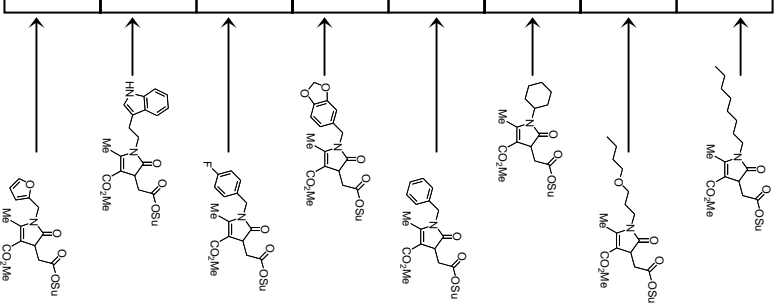
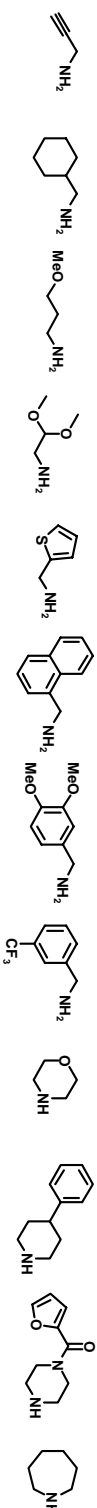
²Department of Molecular Genetics and Cell Biology, University of Chicago, Chicago, IL 60637

*Correspondence should be addressed to S.A.K. (skozmin@uchicago.edu)

Pyrrolidinone Based Library, Plate 1

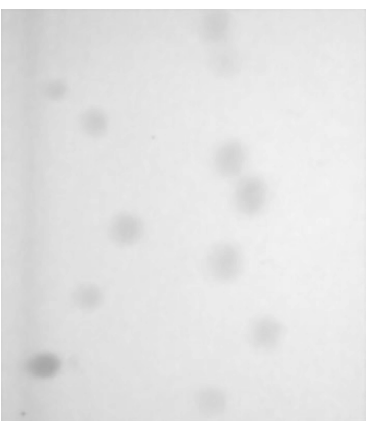


	1	2	3	4	5	6	7	8	9	10	11	12
A		44%	54%									
B				47%						70%		
C	91%					71%						
D							66%					
E								70%				
F											68%	
G											58%	
H					91%			64%				




Pyrrolidinone Based Library, Plate 1


A1 - A12




B1 - B12




C1 - C12




D1 - D12



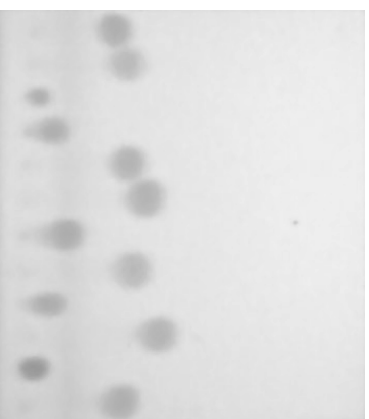
E1 - E12



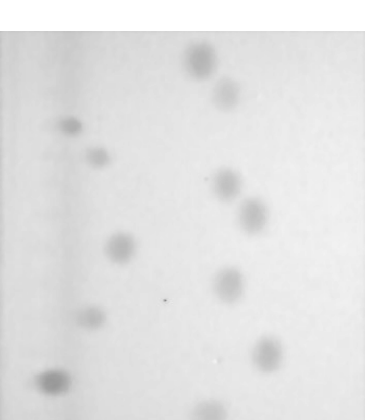
F1 - F12

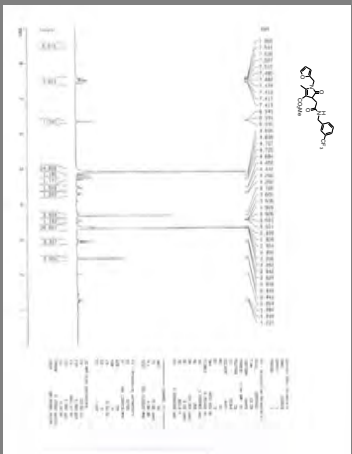







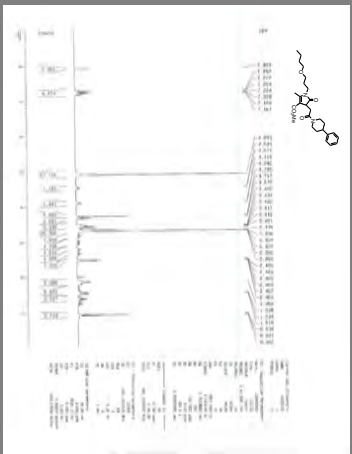
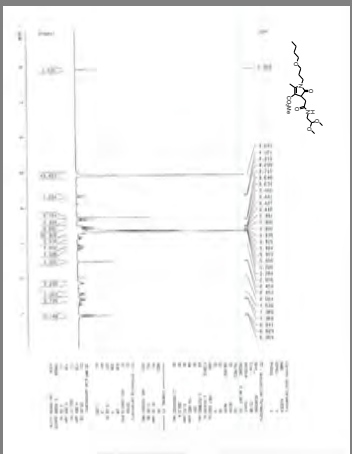
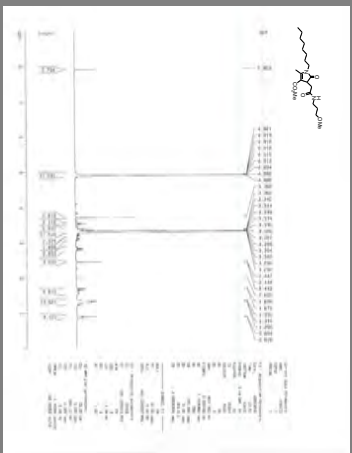



G1 - G12

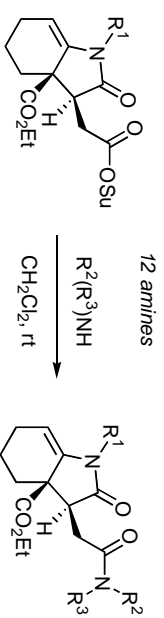


H1 - H12

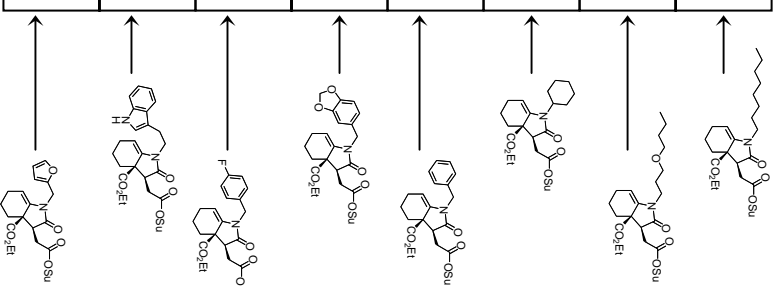
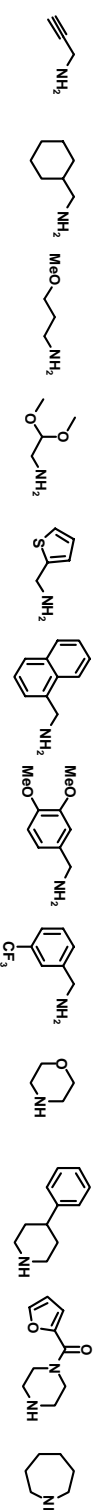




Pyrrolidinone Based Library, Plate 2




	1	2	3	4	5	6	7	8	9	10	11	12
A							69%		59%			
B					55%							
C		61%									77%	
D												81%
E	91%					60%						
F				69%				85%				
G									85%			
H			47%									




Pyrrolidinone Based Library, Plate 2


A1 - A12




B1 - B12




C1 - C12



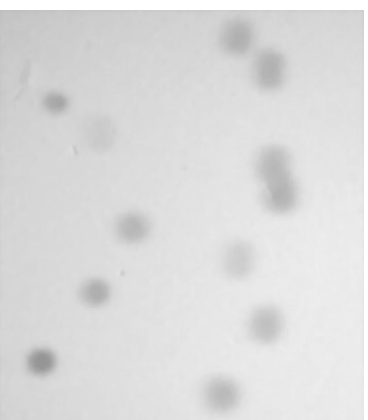
D1 - D12




E1 - E12




F1 - F12


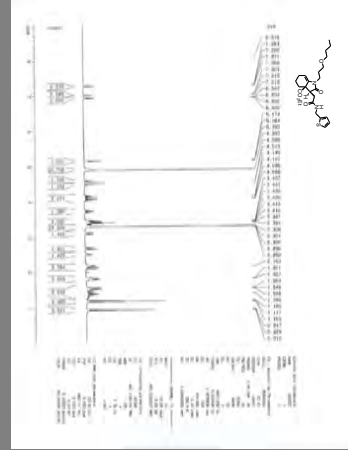












G1 - G12

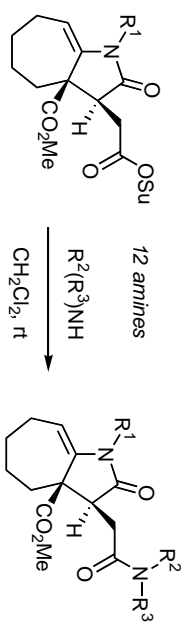


H1 - H12

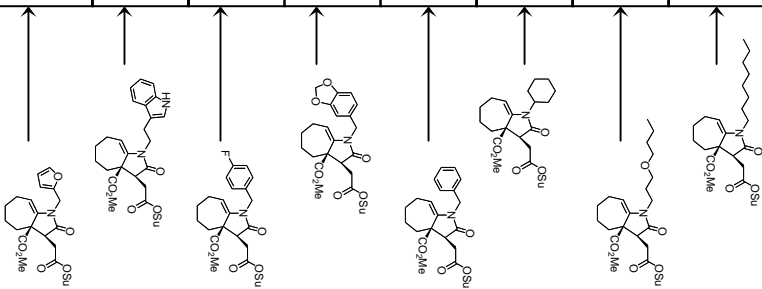
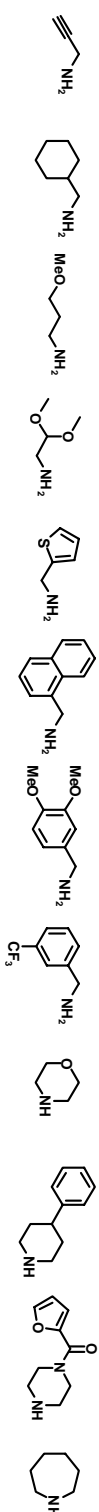




Pyrrolidinone Based Library, Plate 3




	1	2	3	4	5	6	7	8	9	10	11	12
A	61%								55%			
B					78%							
C		56%										
D				68%								84%
E								80%				
F						68%					65%	
G			51%				76%					
H							87%					



Pyrrolidinone Based Library, Plate 3


A1 - A12




B1 - B12



C1 - C12



D1 - D12




E1 - E12



F1 - F12

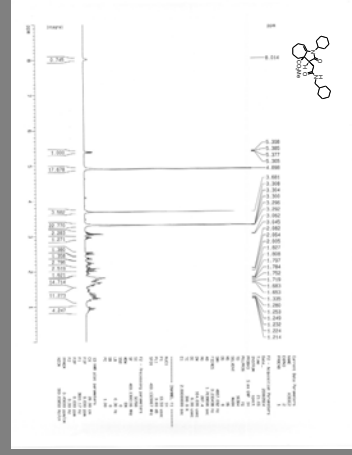




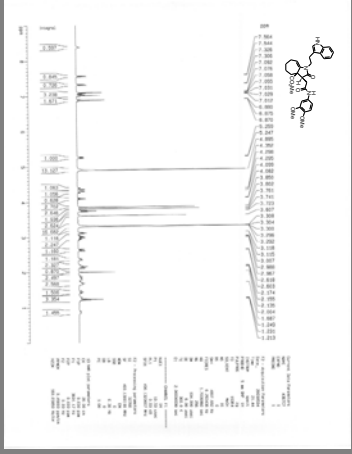
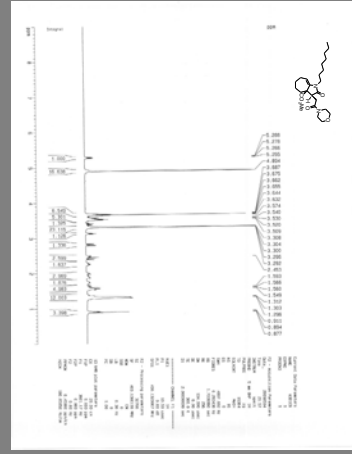


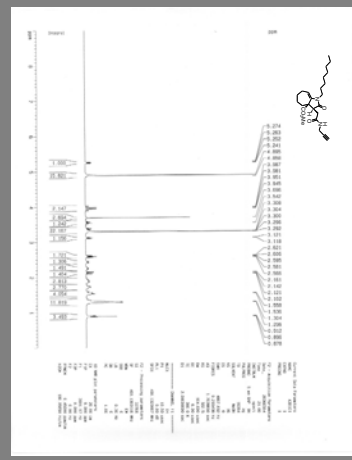




G1 - G12

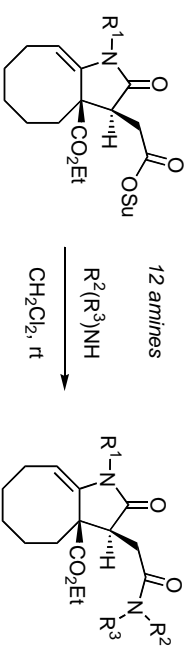


H1 - H12

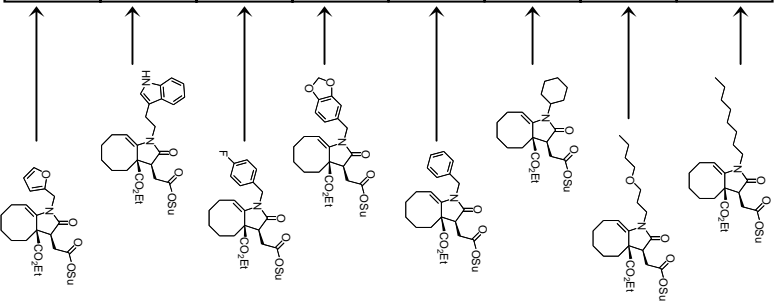
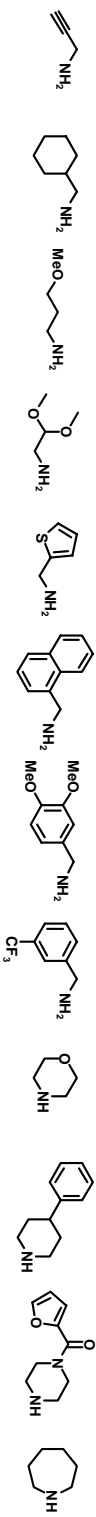




Pyrrolidinone Based Library, Plate 4




	1	2	3	4	5	6	7	8	9	10	11	12
A		78%									76%	
B									65%	75%		
C			66%			65%						
D												87%
E							95%					
F					75%							
G								97%				
H												



Pyrrolidinone Based Library, Plate 4

A1 - A12




B1 - B12




C1 - C12



D1 - D12




E1 - E12



F1 - F12



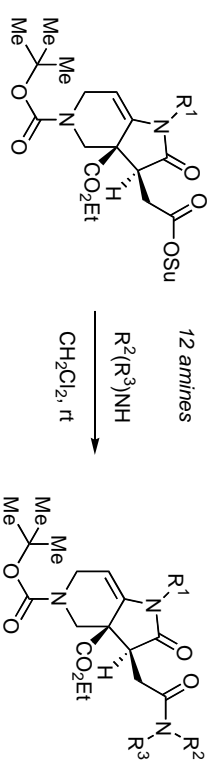
G1 - G12



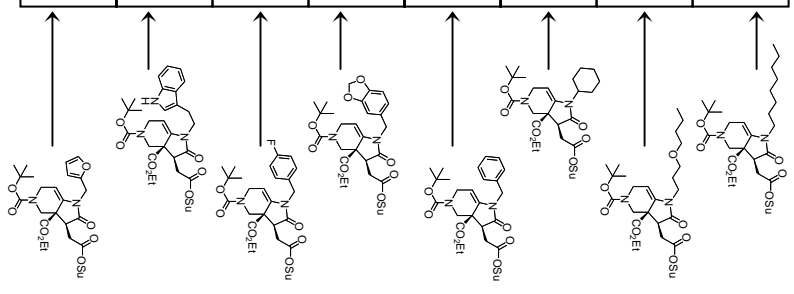
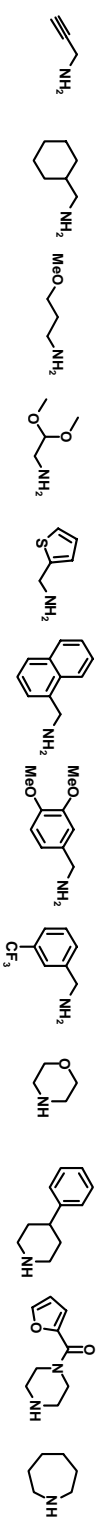
H1 - H12



Pyrrolidinone Based Library, Plate 5

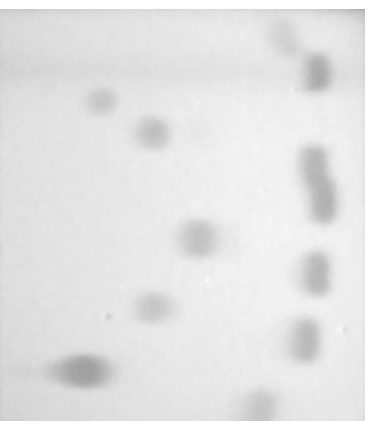


	1	2	3	4	5	6	7	8	9	10	11	12
A				78%								
B											67%	87%
C							91%				Low Purity From TLC	
D						82%		73%				
E						82%						
F									75%			
G										quant.		
H	87%											

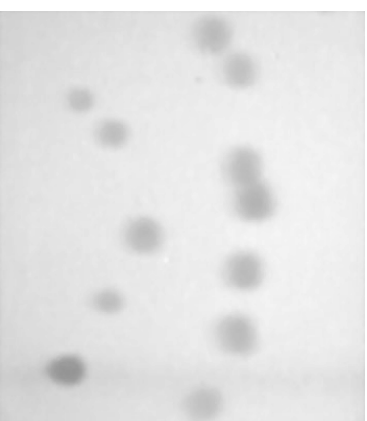


Pyrrolidinone Based Library, Plate 5

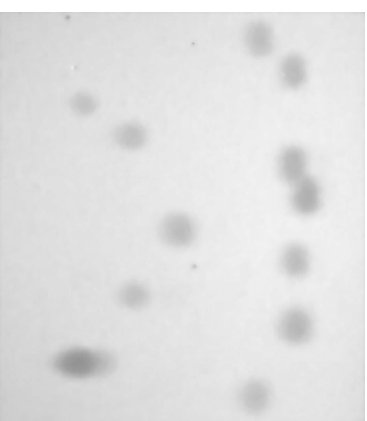
A1 - A12



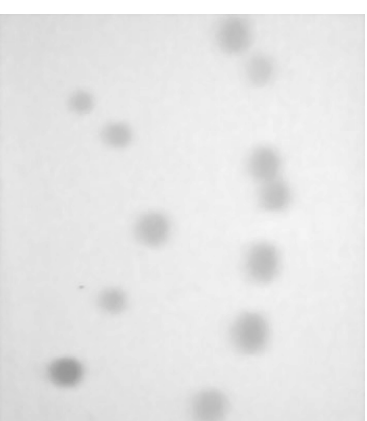
B1 - B12



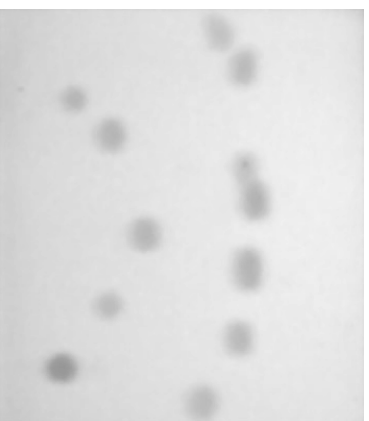
C1 - C12



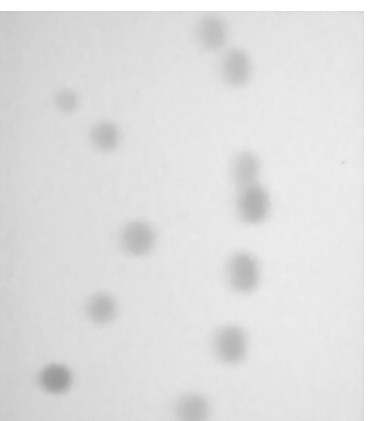
D1 - D12



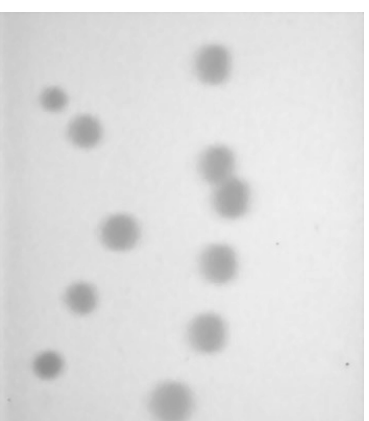
E1 - E12




F1 - F12



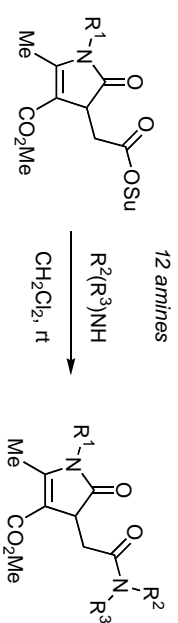
G1 - G12



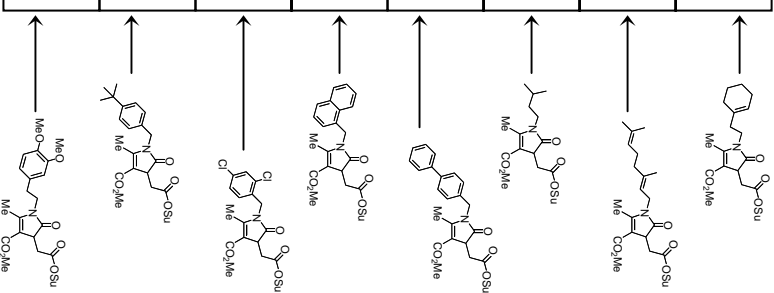
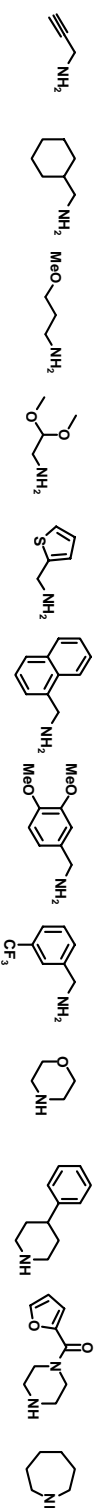
H1 - H12



Pyrrolidinone Based Library, Plate 6




	1	2	3	4	5	6	7	8	9	10	11	12
A		56%									48%	
B							62%					
C				59%								
D			44%			59%						
E		86%						76%				
F											89%	
G								73%				
H					80%					79%		



Pyrrolidinone Based Library, Plate 6

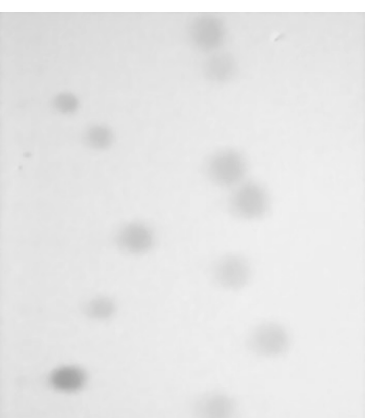
A1 - A12




B1 - B12



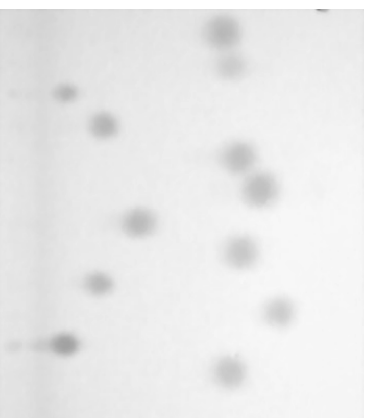
C1 - C12



D1 - D12



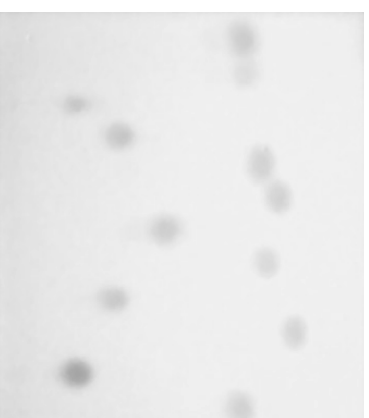
E1 - E12



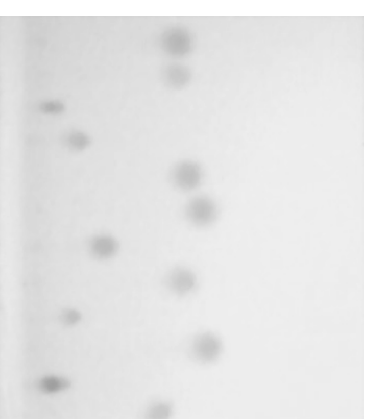
F1 - F12

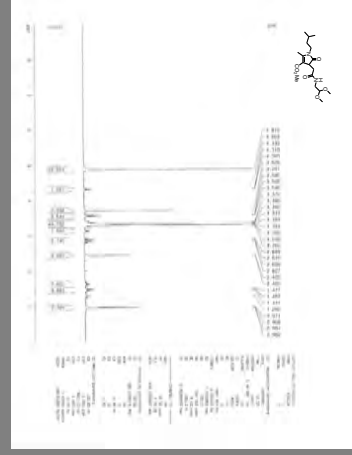


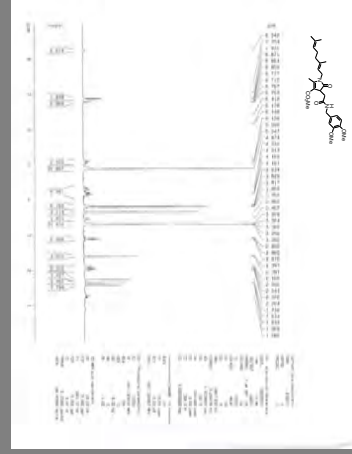


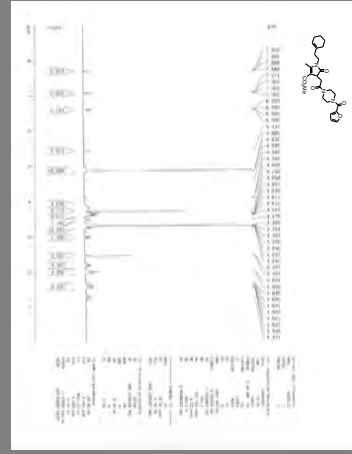

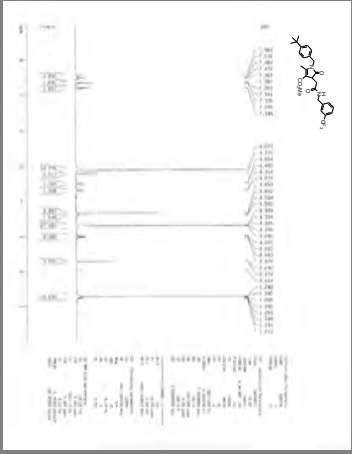
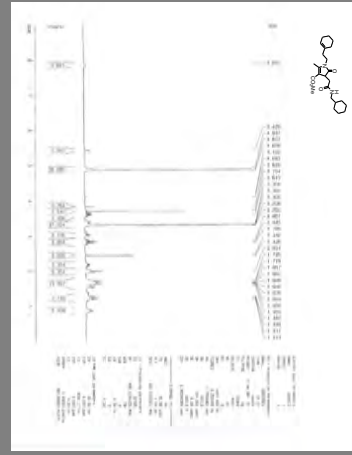




G1 - G12

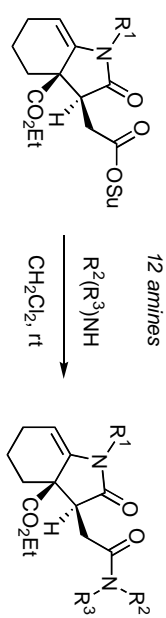


H1 - H12

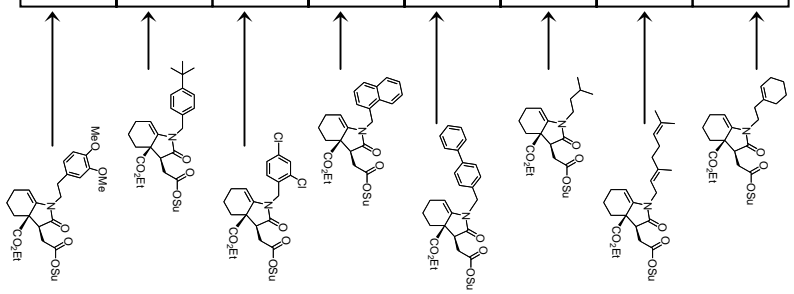
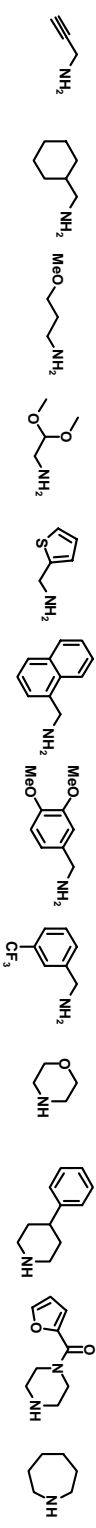




Pyrrolidinone Based Library, Plate 7




	1	2	3	4	5	6	7	8	9	10	11	12
A					82%							
B								79%			73%	
C						81%						
D				78%								
E										87%		
F							99%					73%
G									67%			
H		77%	62%									

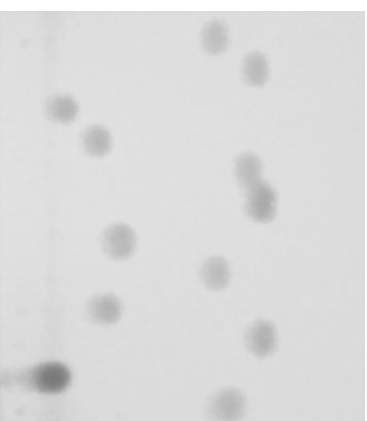


Pyrrolidinone Based Library, Plate 7

A1 - A12




B1 - B12



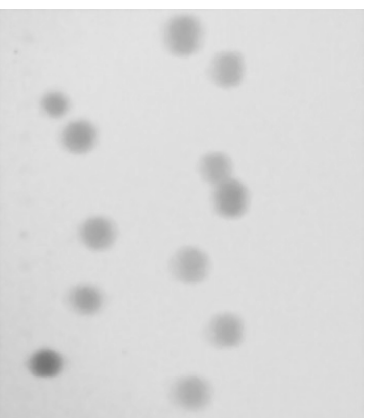
C1 - C12




D1 - D12



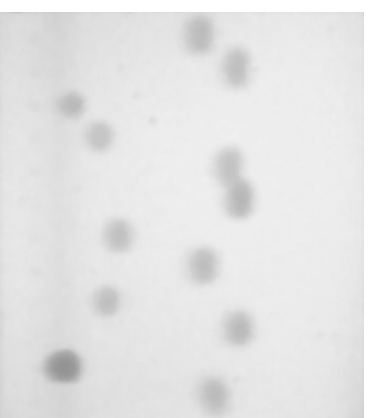
E1 - E12




F1 - F12















G1 - G12

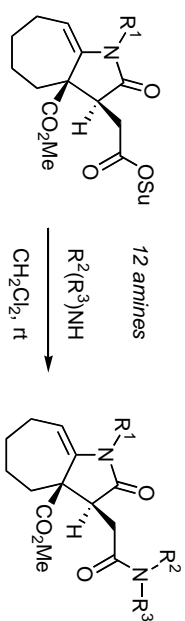


H1 - H12

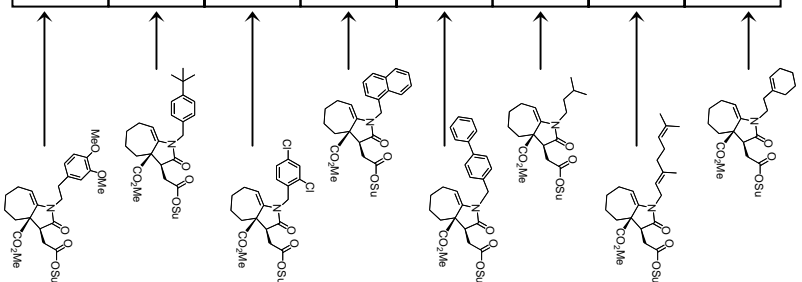
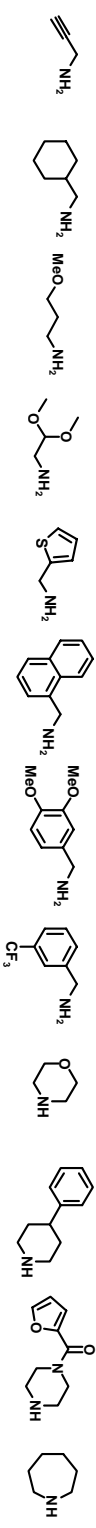




Pyrrolidinone Based Library, Plate 8



	1	2	3	4	5	6	7	8	9	10	11	12
A						86%	99%					
B		86%						83%				
C			67%									
D								97%				
E				72%								
F									quant.			
G												91%
H					71%						46%	



Pyrrolidinone Based Library, Plate 8

A1 - A12




B1 - B12




C1 - C12



D1 - D12




E1 - E12



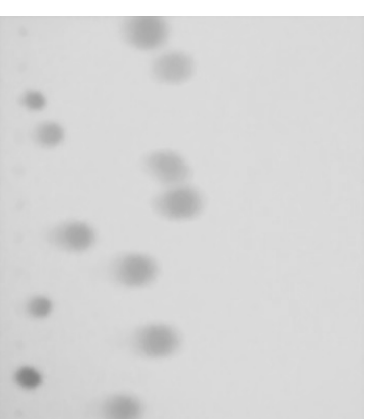
F1 - F12



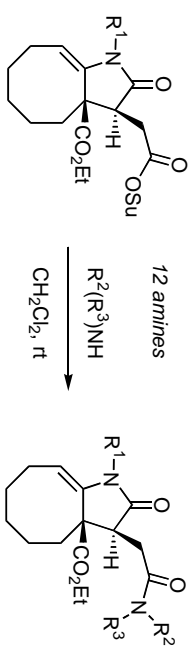
G1 - G12



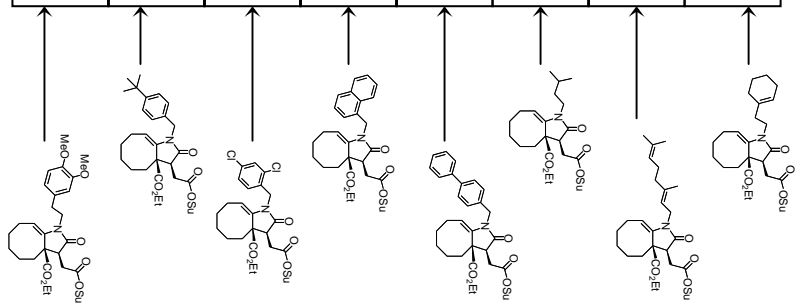
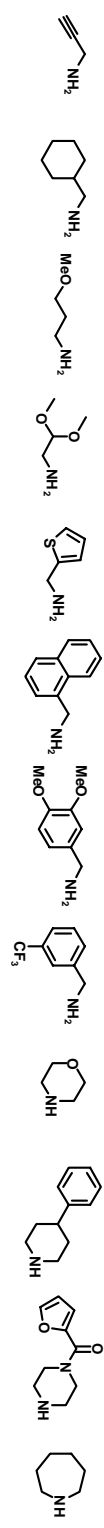
H1 - H12



Pyrrolidinone Based Library, Plate 9



	1	2	3	4	5	6	7	8	9	10	11	12
A												68%
B				73%					58%			
C			74%									
D										81%		
E								92%				
F											70%	
G												
H												



Pyrrolidinone Based Library, Plate 9

A1 - A12



B1 - B12




C1 - C12



D1 - D12



E1 - E12




F1 - F12



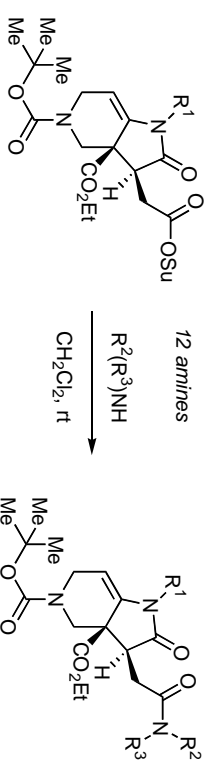
G1 - G12



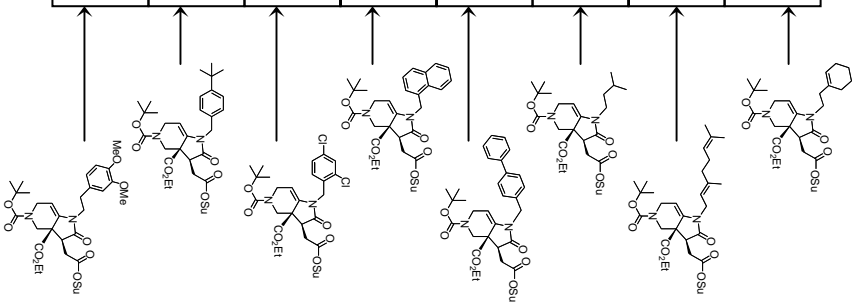
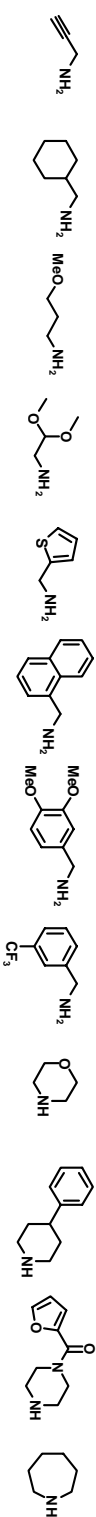
H1 - H12



Pyrrolidinone Based Library, Plate 10



	1	2	3	4	5	6	7	8	9	10	11	12
A											Empty	
B	72%										Empty	
C			64% 80% purity									
D						96% 90% purity				98%		
E							99% 90% purity					
F		68%									Empty	61%
G				68% 80% purity							Empty	
H					99%						78%	



Pyrrrolidinone Based Library, Plate 10


A1 - A12



B1 - B12



C1 - C12



D1 - D12



E1 - E12




F1 - F12

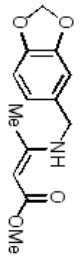


G1 - G12

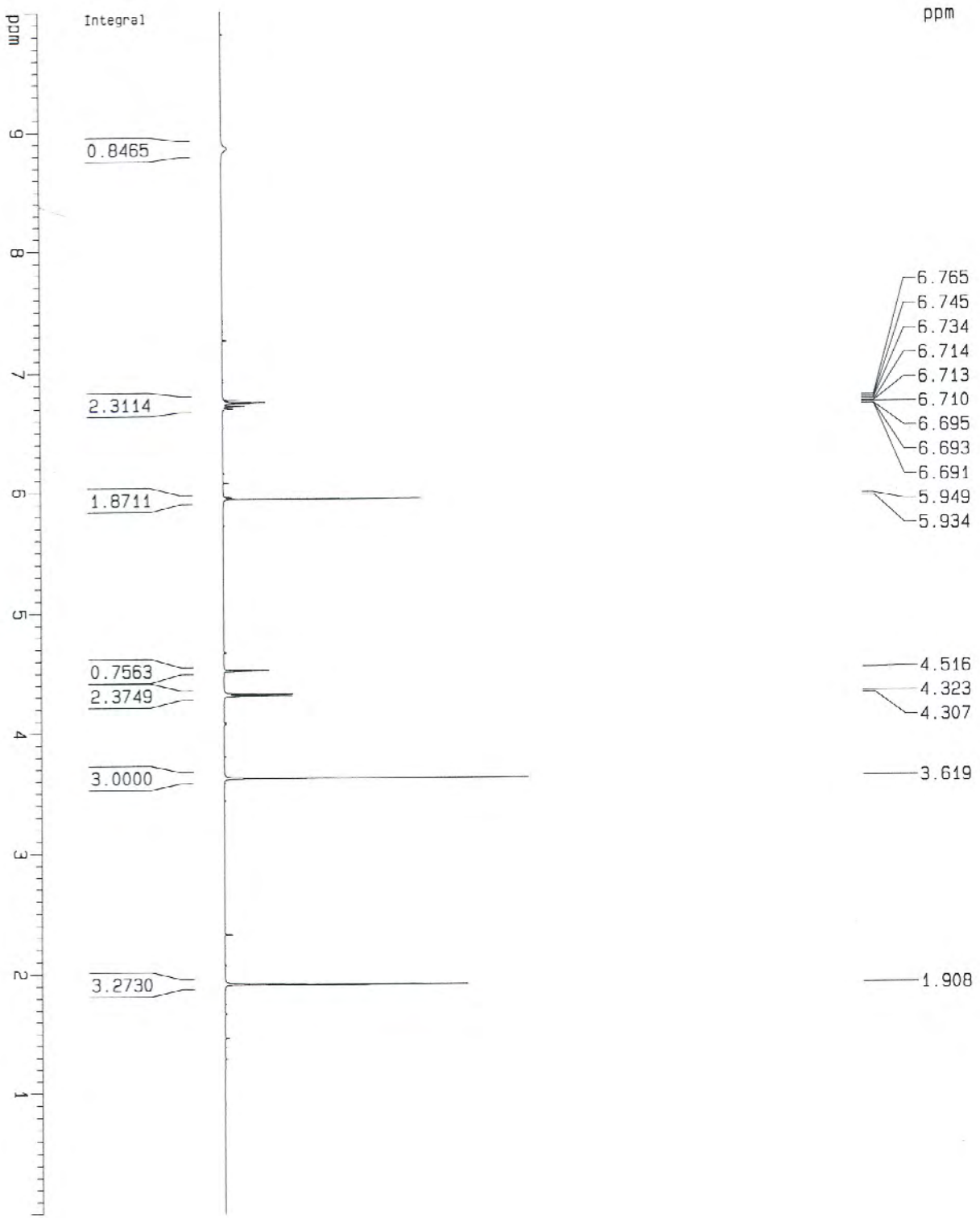


H1 - H12





15



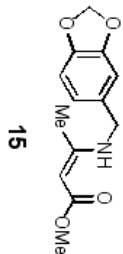
Current Data Parameters
 NAME A1B5
 EXPNO 1
 PROCNO 1

F2 - Acquisition Parameters
 Date_ 20061028
 Time 19.41
 INSTRUM spect
 PROBHD 5 mm QNP 1H
 PULPROG zg
 TD 16384
 SOLVENT COCl3
 NS 4
 DS 0
 SWH 4807.692 Hz
 FIDRES 0.293436 Hz
 AG 1.7039860 sec
 RG 64
 DW 104.000 usec
 DE 5.00 usec
 TE 300.0 K
 D1 2.00000000 sec

==== CHANNEL f1 =====
 NUC1 1H
 P1 10.50 usec
 PL1 0.00 dB
 SFO1 400.1320007 MHz

F2 - Processing parameters
 SI 32768
 SF 400.1300089 MHz
 MDW EM
 SSB 0
 LB 0.30 Hz
 GB 0
 PC 1.00

1D NMR plot parameters
 CX 20.00 cm
 F1P 10.000 ppm
 F1 4001.30 Hz
 F2P 0.000 ppm
 F2 0.00 Hz
 PPMCM 0.50000 ppm/cm
 HZCM 200.06500 Hz/cm



ppm

- 170.819
- 161.706
- 148.029
- 146.849
- 132.483
- 119.910
- 108.358
- 107.363
- 101.031
- 82.762
- 77.252
- 76.999
- 76.744
- 49.941
- 46.582
- 19.309

ppm



Current Data Parameters
 NAME A482_A185
 EXPNO 5
 PROCNO 1

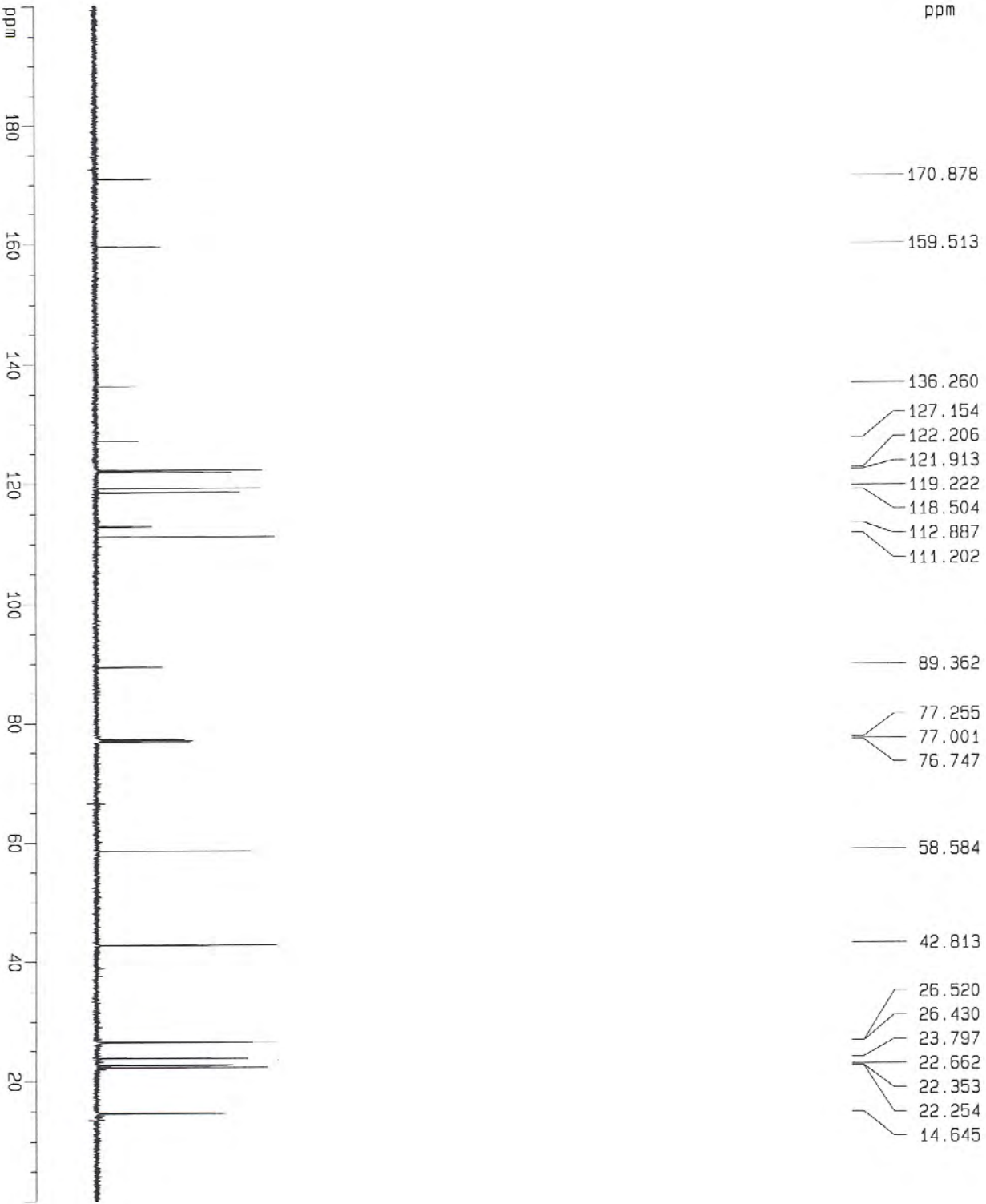
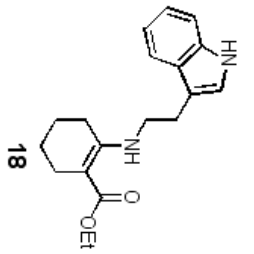
F2 - Acquisition Parameters
 Date_ 20061029
 Time 17.48
 INSTRUM spect
 PROBHID 5 mm QNP 1H
 PULPROG zgpg
 TD 112780
 SOLVENT CDCl3
 NS 44
 DS 0
 SMH 31445.541 Hz
 FIDRES 0.270831 Hz
 AQ 1.7932520 sec
 RG 1024
 DM 15.500 usec
 DE 7.50 usec
 TE 300.0 K
 D1 4.00000000 sec
 d11 0.03000000 sec

===== CHANNEL f1 =====
 NUC1 13C
 P1 9.00 usec
 PL1 3.00 dB
 SF01 125.7728299 MHz

===== CHANNEL f2 =====
 CPDPRG2 waltz16
 NUC2 1H
 PCPD2 90.00 usec
 PL2 120.00 dB
 PL12 15.00 dB
 SF02 500.1338000 MHz

F2 - Processing Parameters
 SI 32768
 SF 125.7577964 MHz
 MDW EM
 SSB 0
 LB 1.00 Hz
 GB 0
 PC 1.40

1D NMR plot parameters
 CX 20.00 cm
 F1P 200.000 ppm
 F1 25151.56 Hz
 F2P 0.000 ppm
 F2 0.00 Hz
 PPMCM 10.00000 ppm/cm
 HZCM 1257.57800 Hz/cm



Current Data Parameters
 NAME A2B7
 EXPNO 8
 PROCNO 1

F2 - Acquisition Parameters

Date_ 20061031
 Time 16.44
 INSTRUM spect
 PROCNO 5 mm QNP 1H
 PULPROG zgpg
 TD 142780
 SOLVENT CDCl3
 NS 45
 DS 0
 SMH 31446.541 Hz
 FIDRES 0.27831 Hz
 AQ 1.7932520 sec
 RG 2048
 DW 15.900 usec
 DE 7.50 usec
 TE 300.0 K
 D1 4.0000000 sec
 d11 0.0300000 sec

===== CHANNEL f1 =====

NUC1 13C
 P1 8.00 usec
 PL1 3.00 dB
 SF01 125.7728299 MHz

===== CHANNEL f2 =====

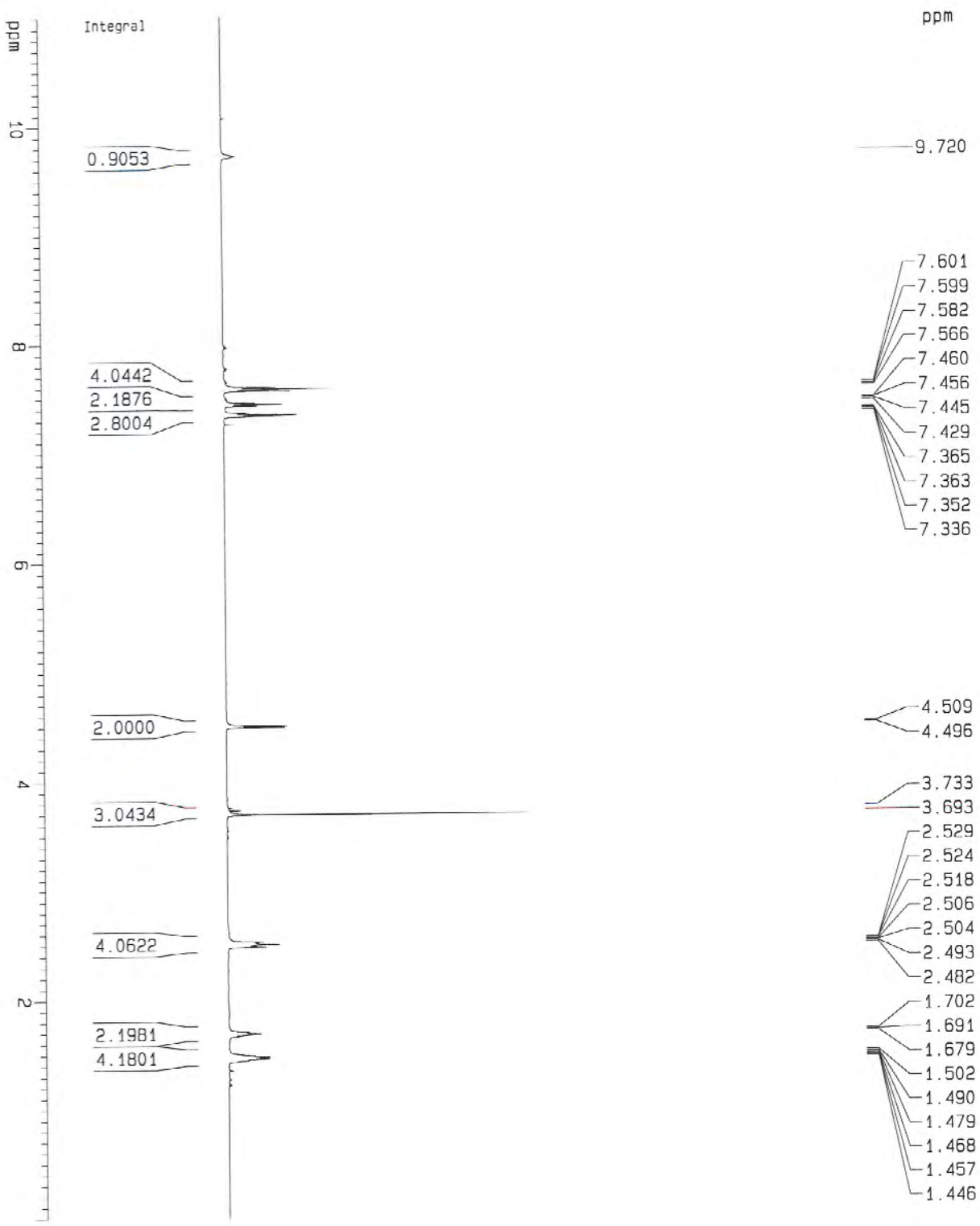
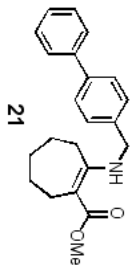
CPDPRG2 waltz16
 NUC2 1H
 PCPD2 90.00 usec
 PL2 120.00 dB
 PL12 19.00 dB
 SF02 500.1338000 MHz

F2 - Processing parameters

SI 32768
 SF 125.7578002 MHz
 WDM EM
 SSB 0
 LB 1.00 Hz
 GB 0
 PC 1.40

1D NMR plot parameters

CX 20.00 cm
 F1P 200.000 dpm
 F1 25151.56 Hz
 F2P 0.000 dpm
 F2 0.00 Hz
 FPMCM 10.00000 dpm/cm
 HZCM 1257.57800 Hz/cm



Current Data Parameters

NAME A334-Eramine

EXPNO 1

PROCNO 1

F2 - Acquisition Parameters

Date_ 20061024

Time 9.28

INSTRUM spect

PROBHD 5 mm Multinu

PULPROG zg

TD 32768

SOLVENT CDCl3

NS 4

DS 0

SWH 7507.507 Hz

FIDRES 0.229111 Hz

AQ 2.1823988 sec

RG 18

DW 66.600 usec

DE 4.50 usec

TE 300.0 K

01 3.00000000 sec

==== CHANNEL f1 =====

NUC1 1H

P1 5.60 usec

PL1 0.00 dB

SFO1 500.1322000 MHz

F2 - Processing parameters

SI 16384

SF 500.1300138 MHz

KDCM EM

SSB 0

LB 0.30 Hz

GB 0

PC 1.00

1D NMR plot parameters

CX 20.00 cm

F1P 11.000 ppm

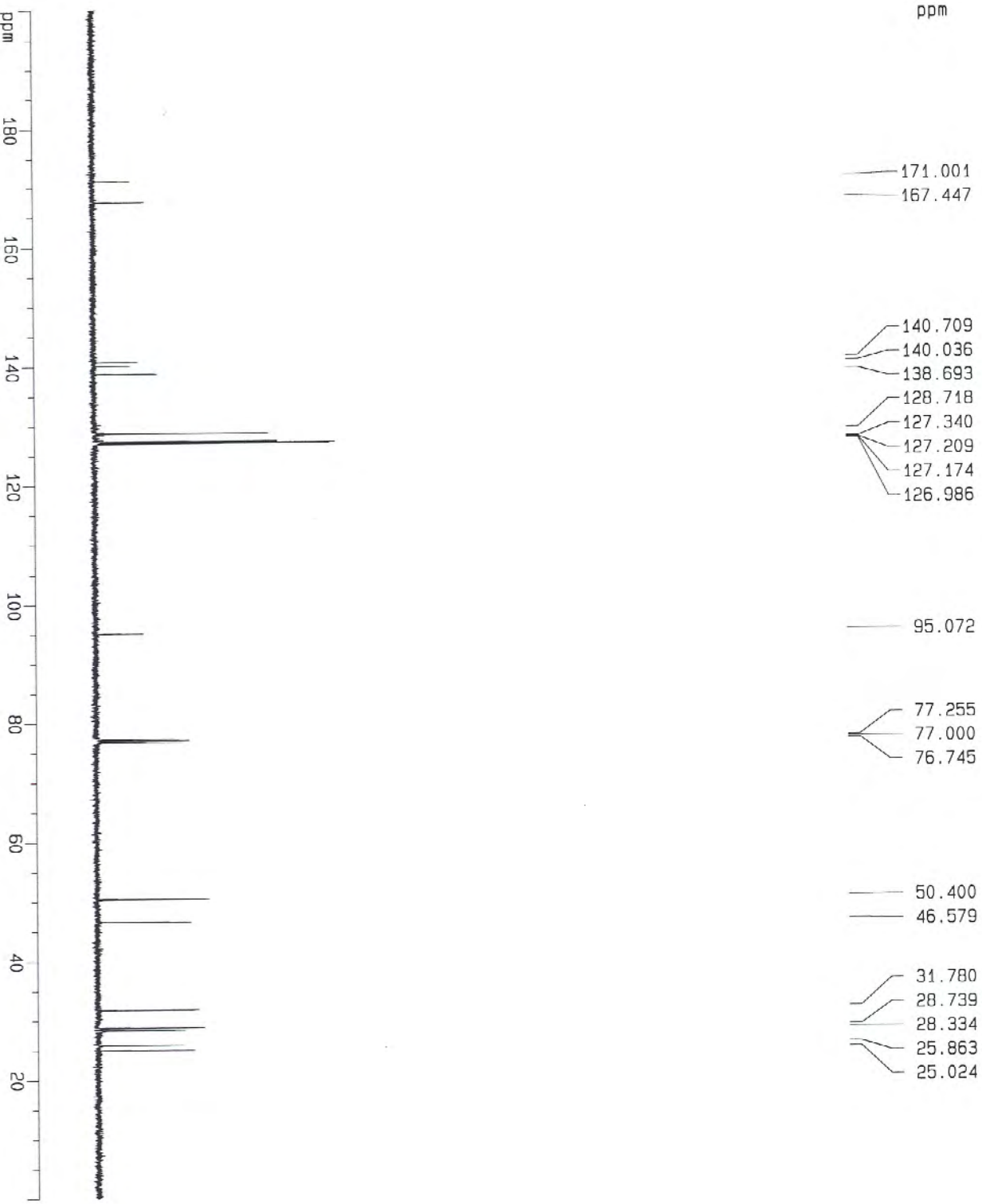
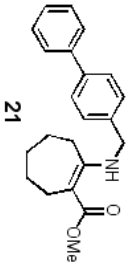
F1 5501.43 Hz

F2P 0.000 ppm

F2 0.00 Hz

PPMCM 0.55000 ppm/cm

HZCM 275.07150 Hz/cm



ppm

171.001
167.447

140.709
140.036
138.693
128.718
127.340
127.209
127.174
126.986

95.072

77.255
77.000
76.745

50.400
46.579

31.780
28.739
28.334
25.863
25.024

Current Data Parameters

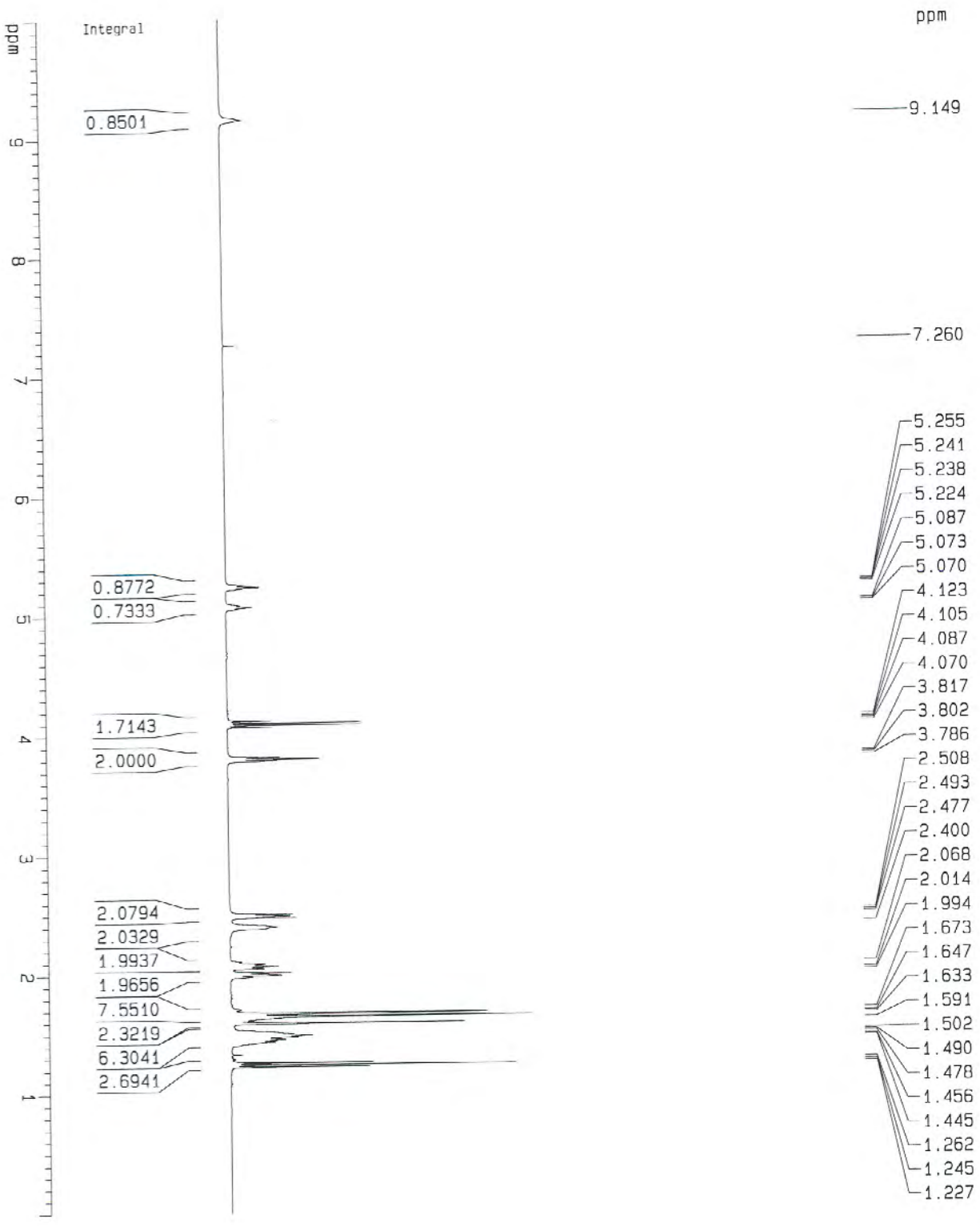
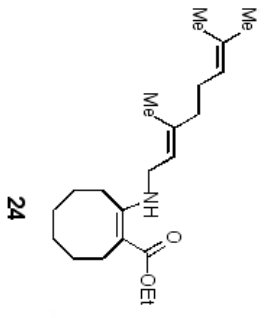
NAME ASB4-Enamine
EXPNO 2
PROCNO 1
Date_ 20051024
Time 9.32
INSTRUM spect
PROBHD 5 mm M11tinu
PULPROG zgpg
TD 211264
SOLVENT CDCl3
NS 69
DS 1
SWH 35211.270 Hz
FIDRES 0.165670 Hz
AQ 2.9999988 sec
RG 9195.2
DM 14.200 usec
DE 4.50 usec
TE 300.0 K
D1 3.00000000 sec
d11 0.03000000 sec

===== CHANNEL f1 =====
NUC1 13C
P1 10.50 usec
PL1 -3.00 dB
SF01 125.7736214 MHz

===== CHANNEL f2 =====
CPDPRG2 waltz16
NUC2 1H
PCPD2 100.00 usec
PL2 120.00 dB
PL12 28.00 dB
SF02 500.1317628 MHz

F2 - Processing parameters
SI 32758
SF 125.7578002 MHz
WDW EN
SSB 0
LB 1.00 Hz
GB 0
PC 1.40

1D NMR plot parameters
CX 20.00 cm
F1P 200.000 ppm
F1 25151.56 Hz
F2P 0.000 ppm
F2 0.00 Hz
PPVCM 10.00000 DPM/cm
HZCM 1257.57800 Hz/cm



Current Data Parameters

NAME	A4B2
EXNO	3
PROBNO	1

F2 - Acquisition Parameters

Date_	20051028
Time	19.56
INSTRUM	spect
PROBHD	5 mm QNP 1H
PULPROG	zg
TD	16384
SOLVENT	CDCl3
NS	4
DS	0
SMH	4807.692 Hz
FIDRES	0.293438 Hz
AQ	1.7039650 sec
RG	25.4
DW	104.000 usec
DE	6.00 usec
TE	300.0 K
D1	2.00000000 sec

==== CHANNEL f1 =====

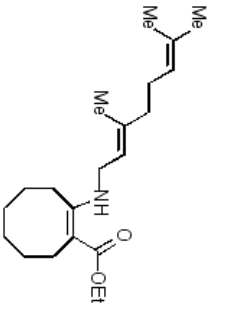
NUC1	1H
P1	10.50 usec
PL1	0.00 dB
SFO1	400.1320007 MHz

F2 - Processing parameters

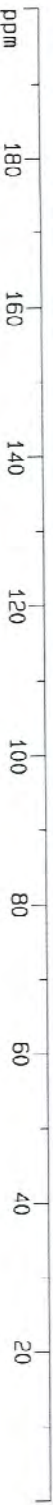

SF	400.1300087 MHz
WDW	EM
SSB	0
LB	0.30 Hz
GB	0
PC	1.00

1D NMR plot parameters

CX	20.00 cm
FAP	10.000 ppm
F1	4001.30 Hz
F2P	0.000 ppm
F2	0.00 Hz
PPMCM	0.50000 ppm/cm
HZCM	200.06500 Hz/cm



24



Current Date Parameters
 NAME A4B2
 EXPNO 4
 PROCNO 1

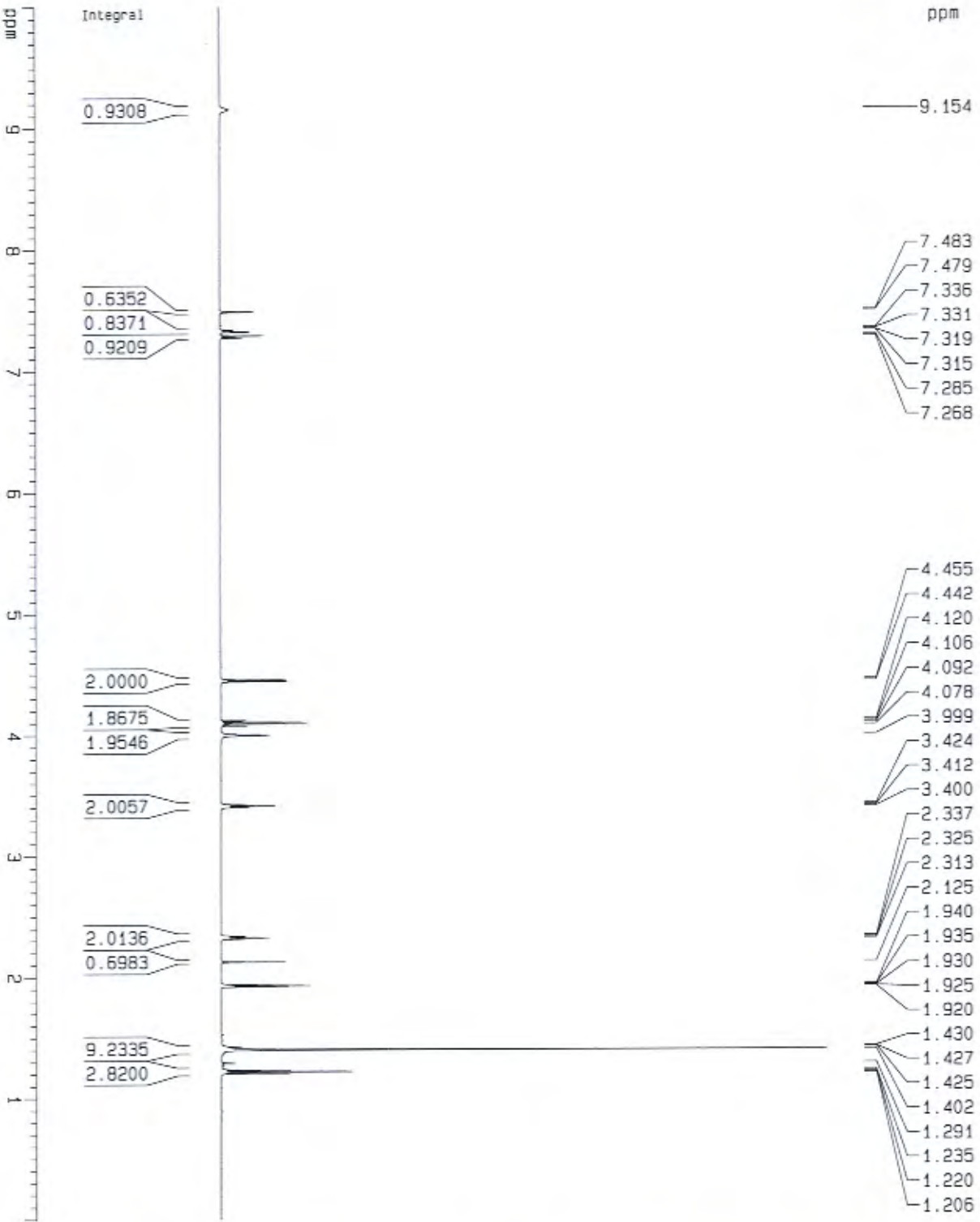
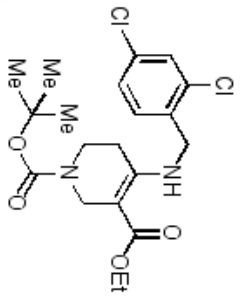
F2 - Acquisition Parameters
 Date_ 20061028
 Time 20.00
 INSTRUM spect
 PROBD 5 mm QNP 1H
 PULPROG zgpg
 TD 121208
 SOLVENT CDCl3
 NS 101
 DS 0
 SMH 30303.031 Hz
 FIDRES 0.250008 Hz
 AQ 1.9999820 sec
 RG 2048
 DM 16.500 usec
 DE 7.50 usec
 TE 300.0 K
 D1 3.00000000 sec
 d11 0.03000000 sec

CHANNEL f1
 NUC1 13C
 P1 11.00 usec
 PL1 -2.00 dB
 SF01 100.6258087 MHz

CHANNEL f2
 CPDPRG2 waltz16
 NUC2 1H
 PCPRG2 101.00 usec
 PL2 120.00 dB
 PL12 19.00 dB
 SF02 400.1324710 MHz

F2 - Processing parameters
 SI 16384
 SF 100.6127717 MHz
 WDM EM
 SSB 0
 LB 1.00 Hz
 GB 0
 PC 1.00

1D NMR plot parameters
 CX 20.00 cm
 F1P 200.000 ppm
 F1 20122.55 Hz
 F2P 0.000 ppm
 F2 0.00 Hz
 PPNMCM 10.00000 ppm/cm
 HZCM 1005.12769 Hz/cm



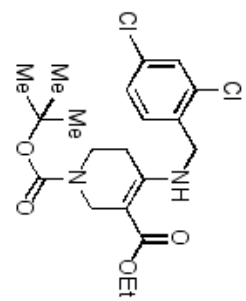
Current Data Parameters
 NAME AS95
 EXPNO 3
 PROCNO 1

F2 - Acquisition Parameters
 Date_ 20051029
 Time 21.38
 INSTRUM spect
 PROBHD 5 mm QNP 1H
 PULPROG zg
 TO 32768
 SOLVENT CD3CN
 NS 4
 DS 0
 SMH 6009.615 Hz
 FIDRES 0.18399 Hz
 AQ 2.7263477 sec
 RG 64
 DM 83.200 usec
 DE 4.50 usec
 TE 300.0 K
 D1 2.00000000 sec

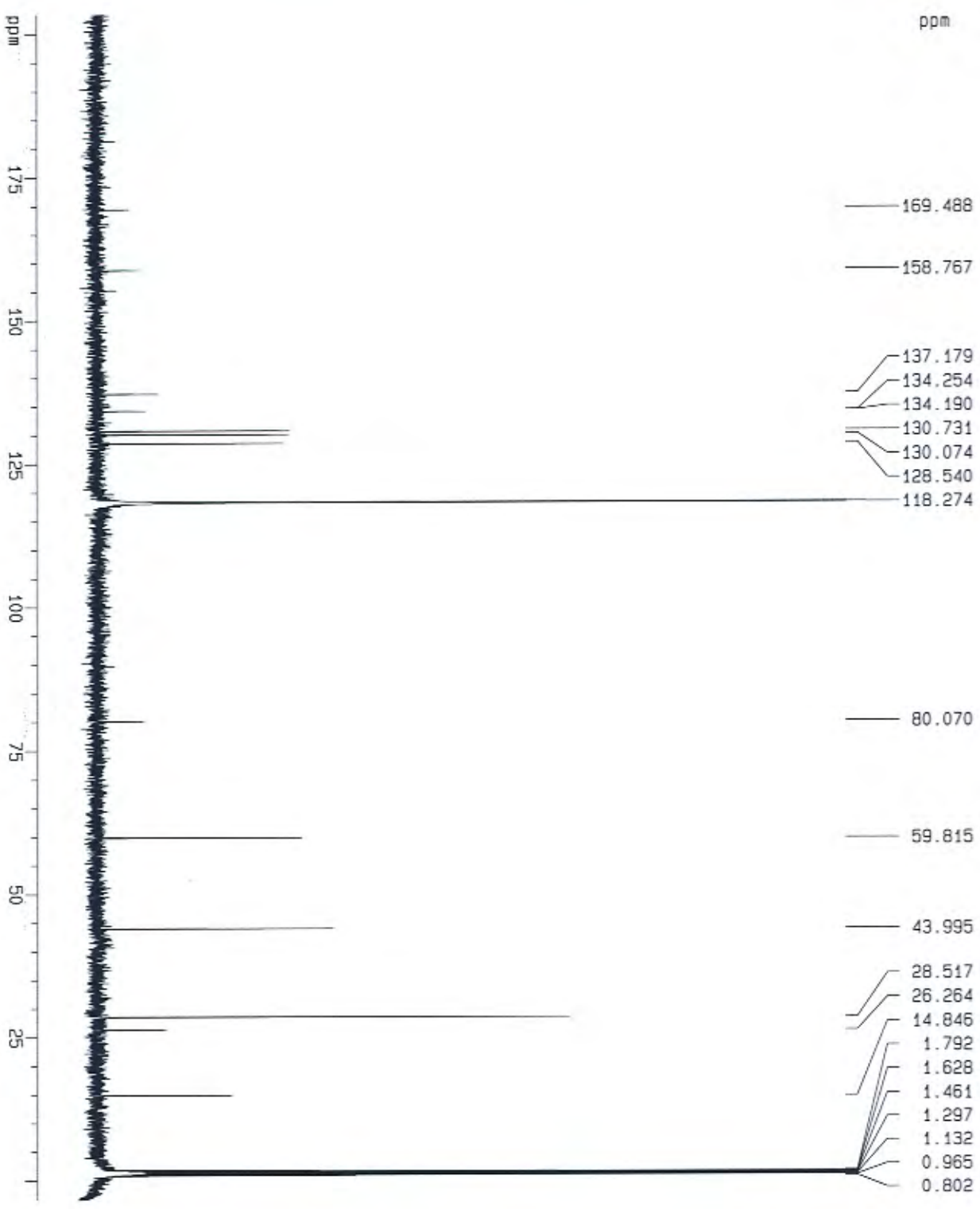
***** CHANNEL f1 *****
 NUC1 1H
 P1 10.00 usec
 PL1 -1.00 dB
 SF01 500.1325006 MHz

F2 - Processing parameters
 SI 16384
 SF 500.1300209 MHz
 WDW EM
 SSB 0
 LB 0.30 Hz
 GB 0
 PC 1.00

1D NMR plot parameters
 CX 20.00 cm
 F1P 10.000 ppm
 F1 5001.30 Hz
 F2P 0.000 ppm
 F2 0.00 Hz
 PPMQCM 0.50000 ppm/cm
 HZCM 250.08502 Hz/cm



27



Current Data Parameters
 NAME AS86
 EXPNO 4
 PROCNO 1

F2 - Acquisition Parameters
 Date_ 20061029
 Time 21.46

INSTNUM spect
 PROBHD 5 mm BBO 1H
 PULPROG zgpg

TD 112780
 SOLVENT CDCl3
 NS 184

DS 0
 SH1 31446.541 Hz
 FIDRES 0.278831 Hz

AQ 1.7932520 sec
 RG 1024

DM 15.900 usec
 DE 7.50 usec
 TE 300.0 K

D1 4.00000000 sec
 D11 0.03000000 sec

----- CHANNEL f1 -----
 NUC1 13C
 P1 8.00 usec
 PL1 3.00 dB

SFO1 125.7728299 MHz

----- CHANNEL f2 -----
 CPDPRG2 waltz16
 NUC2 1H
 P2 90.00 usec
 PL2 120.00 dB

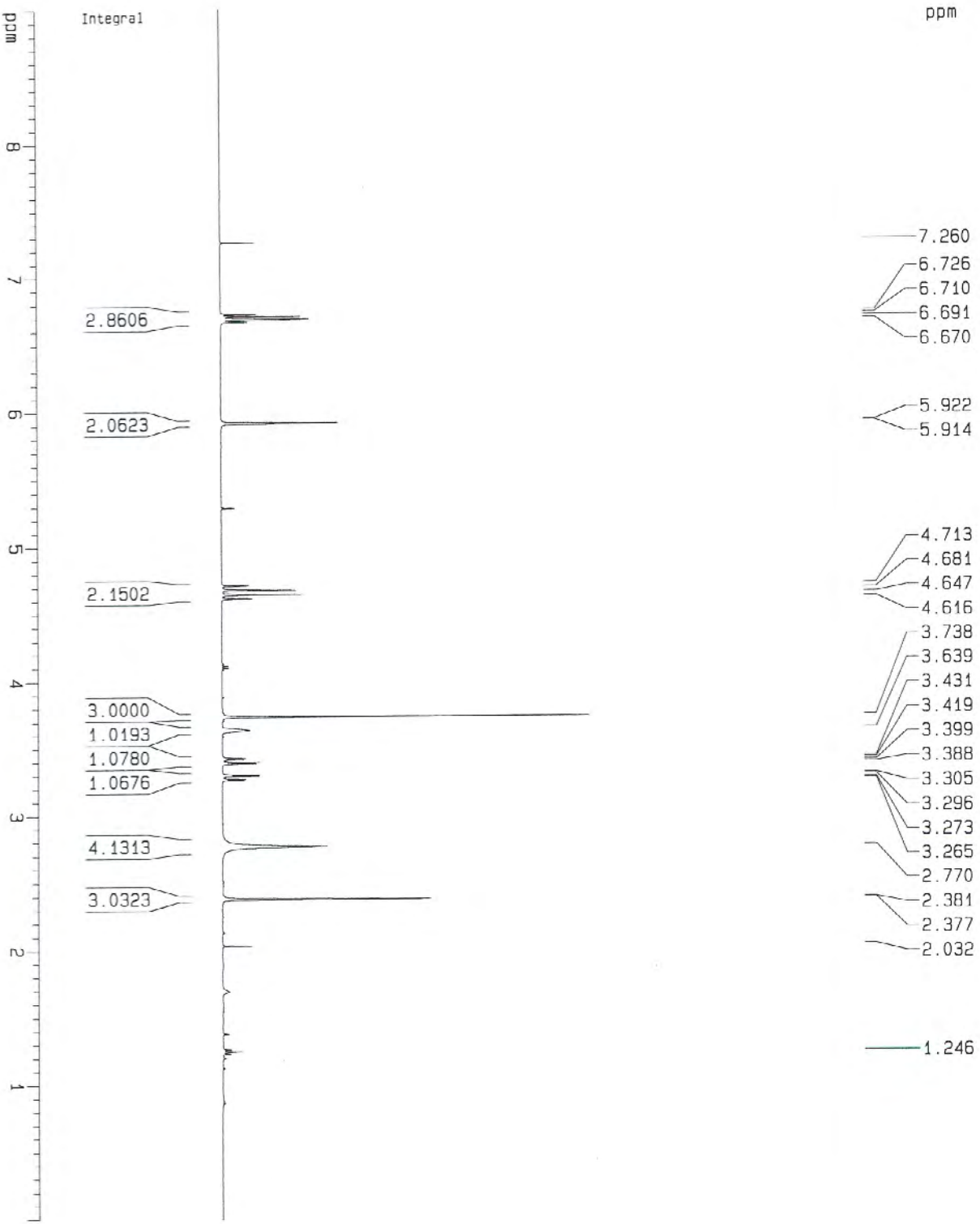
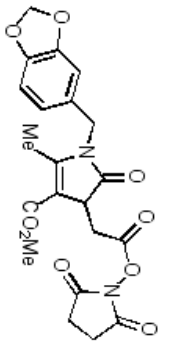
PL12 19.00 dB
 SFO2 500.1338000 MHz

F2 - Processing parameters
 SI 32768
 SF 125.7576677 MHz

MDM EM
 SSB 0
 LB 1.00 Hz
 GB 0
 PC 1.40

1D NMR plot parameters
 CX 20.00 cm
 F1P 203.363 ppm
 F1 25574.97 Hz

F2P -3.357 ppm
 F2 -422.23 Hz
 PPMCK 10.33623 ppm/cm
 HZCM 1299.85974 Hz/cm



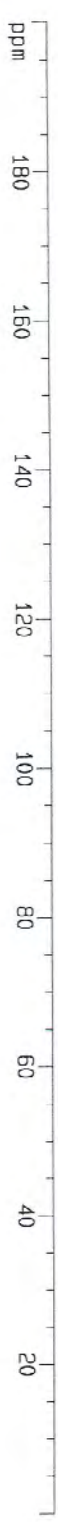
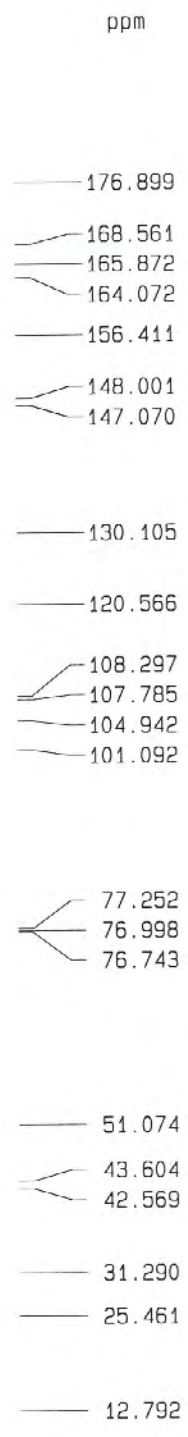
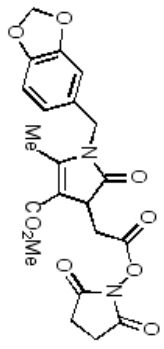
Current Data Parameters
 NAME A1B5-Hofa
 EXPNO 1
 PROCNO 1

F2 - Acquisition Parameters
 Date_ 20061031
 Time 16.10
 INSTRUM spect
 PROBHD 5 mm QNP 1H
 PULPROG zg
 TD 32768
 SOLVENT CDCl3
 NS 4
 DS 0
 SWH 5208.333 Hz
 FIDRES 0.158946 Hz
 AQ 3.1457779 sec
 RG 32
 DW 96.000 usec
 DE 4.50 usec
 TE 300.0 K
 D1 2.00000000 sec

===== CHANNEL f1 =====
 NUC1 1H
 P1 10.00 usec
 PL1 -1.00 dB
 SFO1 500.132018 MHz

F2 - Processing parameters
 SI 16384
 SF 500.130042 MHz
 MDW EM
 SSB 0
 LB 0.30 Hz
 GB 0
 PC 1.00

1D NMR plot parameters
 CX 20.00 cm
 F1P 9.000 ppm
 F1 4501.17 Hz
 F2P 0.000 ppm
 F2 0.00 Hz
 PPMCKM 0.45000 ppm/cm
 HZCM 225.05850 Hz/cm



Current Data Parameters
 NAME A1B5
 EXPNO 2
 PROCNO 1

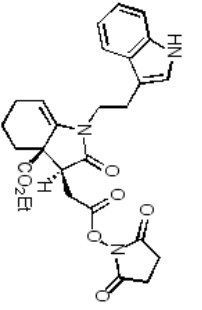
F2 - Acquisition Parameters
 Date_ 20061031
 Time 16.15
 INSTRUM spect
 PROCNO 5 mm QNP 1H
 PULPROG zgpg
 TD 112780
 SOLVENT CDCl3
 NS 74
 DS 0
 SWH 31445.541 Hz
 FIDRES 0.278831 Hz
 AQ 1.7932520 sec
 RG 1024
 DM 15.590 usec
 DE 7.50 usec
 TE 300.0 K
 D1 4.00000000 sec
 d11 0.03000030 sec

CHANNEL f1
 NUC1 13C
 P1 8.00 usec
 PL1 3.00 dB
 SF01 125.7728299 MHz

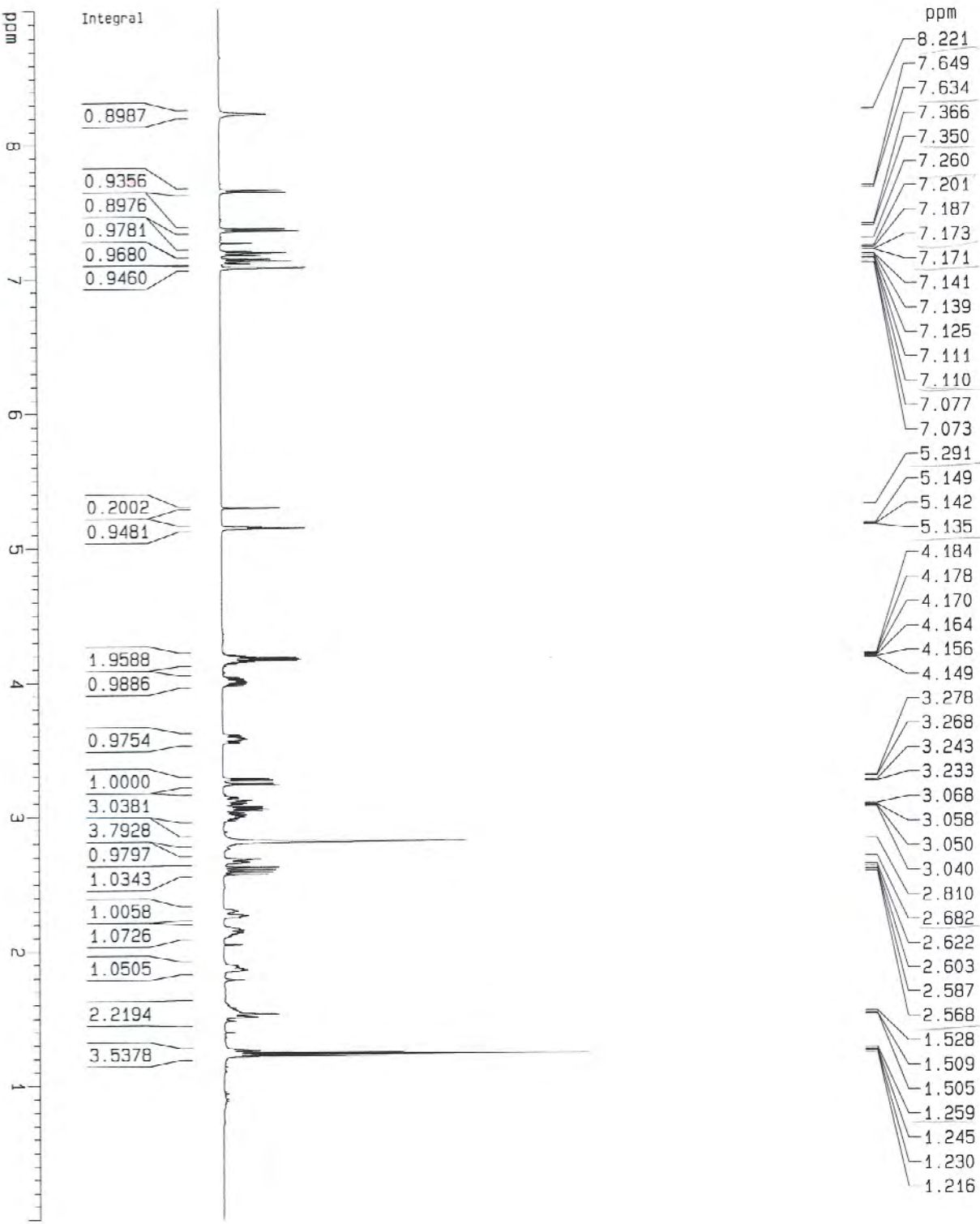
CHANNEL f2
 CPDPRG2 waltz16
 NUC2 1H
 P2 90.00 usec
 PL2 120.00 dB
 PL12 19.00 dB
 SF02 500.1338000 MHz

F2 - Processing parameters
 SI 32768
 SF 125.7577964 MHz
 MDW EN
 SSB 0
 LB 1.00 Hz
 GB 0
 PC 1.40

1D NMR pict parameters
 CX 20.00 cm
 F1P 200.000 ppm
 F1 25151.56 Hz
 F2P 0.000 ppm
 F2 0.00 Hz
 PPMCKM 10.00000 ppm/cm
 HZCM 1257.57800 Hz/cm



29



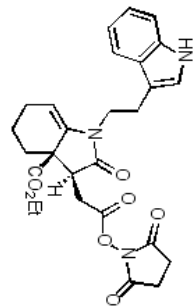
Current Data Parameters
 NAME A2B7-H1014
 EXNO 6
 PROCDNO 1

F2 - Acquisition Parameters
 Date_ 20051030
 Time 10.15
 INSTRUM spect
 PROCHD 5 mm QNP 1H
 PULPROG zg
 TD 32768
 SOLVENT CDCl3
 NS 4
 DS 0
 SMH 5208.333 Hz
 FIDRES 0.153946 Hz
 AQ 3.1457779 sec
 RG 32
 DW 96.000 usec
 DE 4.50 usec
 TE 300.0 K
 D1 2.00000000 sec

===== CHANNEL f1 =====
 NUC1 1H
 P1 10.00 usec
 PL1 -1.00 dB
 SF01 500.1320118 MHz

F2 - Processing parameters
 SI 16384
 SF 500.130145 MHz
 MDW EM
 SSB 0
 LB 0.30 Hz
 GB 0
 PC 1.00

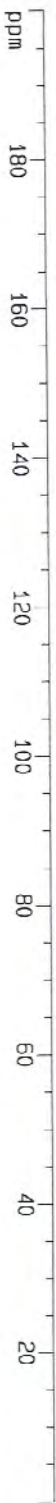
1D NMR plot parameters
 CX 20.00 cm
 F1P 5.000 ppm
 F1 4501.17 Hz
 F2P 0.000 ppm
 F2 0.00 Hz
 PPMCK 0.45000 ppm/cm
 HZCM 225.05850 Hz/cm



29

ppm

- 171.325
- 171.222
- 168.795
- 167.376
- 138.005
- 136.194
- 127.289
- 121.970
- 119.307
- 118.574
- 112.655
- 111.187
- 100.998
- 77.251
- 76.996
- 76.741
- 61.547
- 52.321
- 47.277
- 40.835
- 30.572
- 28.580
- 25.510
- 22.747
- 22.358
- 19.600
- 14.044



Current Data Parameters

NAME A2B7
EXRNO 7
PROCNO 1

F2 - Acquisition Parameters

Date_ 20061030
Time 10.21
INSTRUM spect
PROCNO 5 mm QNP 1H
PULPROG zgpg
TD 112780
SOLVENT CDCl3
NS 63
DS 0
SMH 31445.541 Hz
FIDRES 0.278931 Hz
AQ 1.7932520 sec
RG 1024
DM 15.900 usec
DE 7.50 usec
TE 300.0 K
D1 4.00000000 sec
D11 0.03000000 sec

CHANNEL f1

NUC1 13C
P1 8.00 usec
PL1 3.00 dB
SFO1 125.7728299 MHz

CHANNEL f2

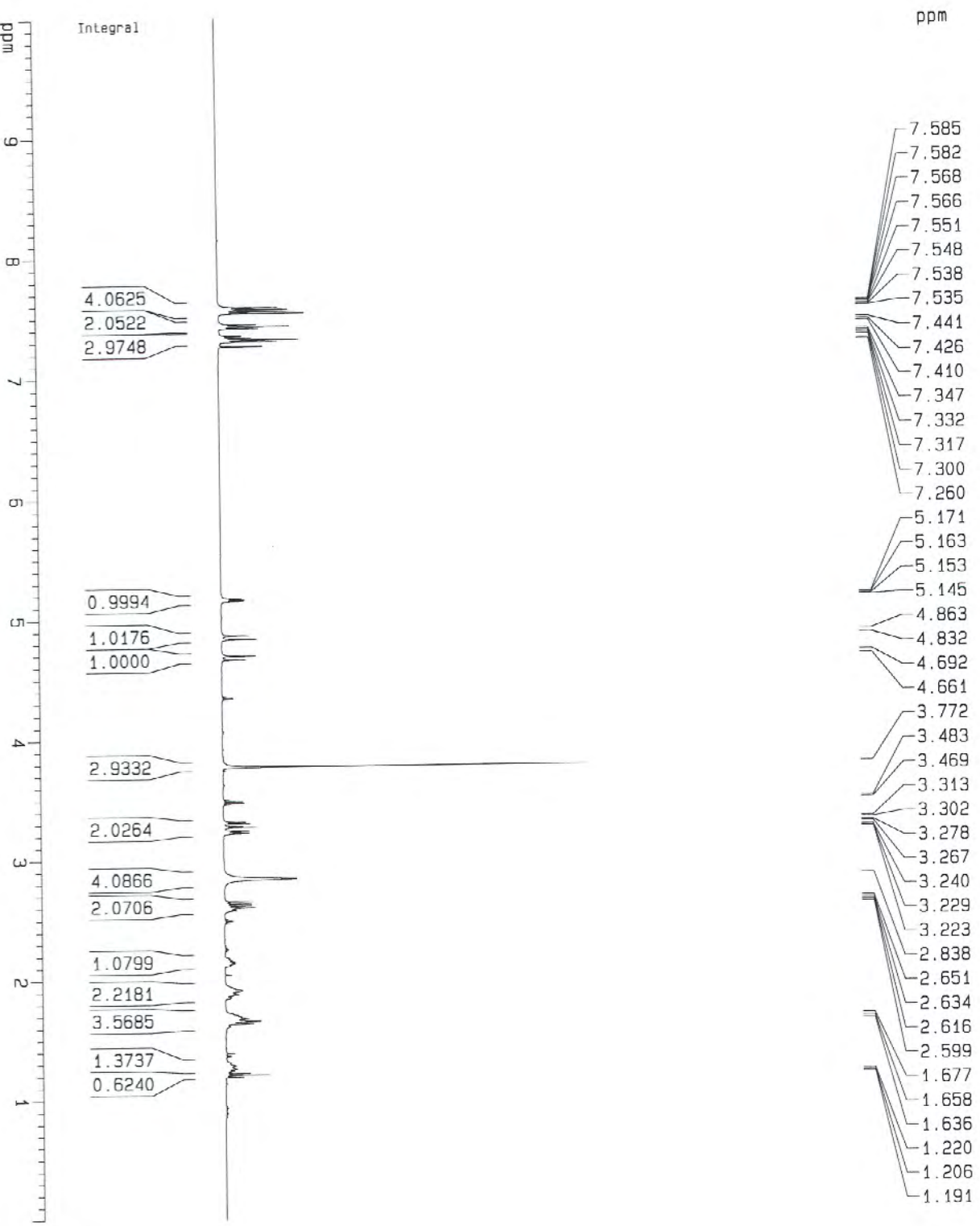
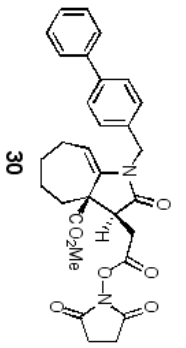
CPDPRG2 waltz16
NUC2 1H
PCPD2 90.00 usec
PL2 120.00 dB
PL12 19.00 dB
SFO2 500.1338000 MHz

F2 - Processing parameters

SI 32768
SF 125.7578002 MHz
WDW EM
SSB 0
LB 1.00 Hz
GB 0
PC 1.40

10 NMR plot parameters

CX 20.00 cm
F4P 200.000 ppm
F1 25151.56 Hz
F2P 0.000 ppm
F2 0.00 Hz
PPMCM 10.00000 ppm/cm
HZCM 1257.57800 Hz/cm



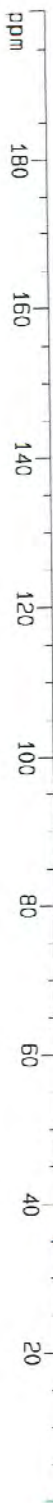
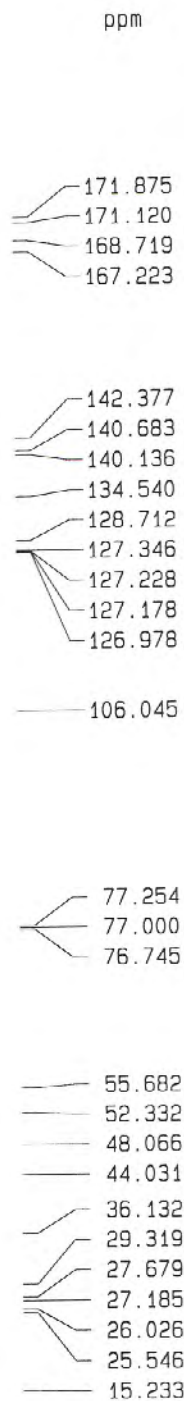
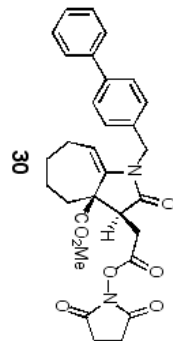
Current Data Parameters
 NAME A394-H05J
 EXPNO 1
 PROCNO 1

F2 - Acquisition Parameters
 Date_ 20061025
 Time 15.26
 INSTRUM spect
 PULPROG 5 mm Multinu
 TD 29
 FIDRES 0.229114 Hz
 AG 2.1823989 sec
 RG 57
 DW 66.600 usec
 DE 4.50 usec
 TE 300.0 K
 D1 3.00000000 sec

===== CHANNEL f1 =====
 NUC1 1H
 P1 5.60 usec
 PL1 0.00 dB
 SF=01 500.1322000 MHz

F2 - Processing parameters
 SI 16384
 SF 500.1300139 MHz
 MDW EM
 SSB 0
 LB 0.30 Hz
 GB 0
 PC 1.00

1D NMR plot parameters
 CX 20.00 cm
 F4P 10.000 ppm
 F1 5001.30 Hz
 F2P 0.000 ppm
 F2 0.00 Hz
 PPKCM 0.50000 ppm/cm
 HZCM 250.05500 Hz/cm



Current Data Parameters
 NAME A3B4-HCSu
 EXPNO 2
 PROCNO 1

F2 - Acquisition Parameters

Date_ 20061025
 Time 15.29
 INSTRUM spect
 PROBHD 5 mm Multinu
 PULPROG zgpg
 TD 211264
 SOLVENT CCl3
 NS 105
 DS 1
 SM 35211.270 Hz
 FIDRES 0.166670 Hz
 AQ 2.9999988 sec
 RG 9195.2
 DW 14.200 usec
 DE 4.50 usec
 TE 300.0 K
 D1 3.00000000 sec
 d11 0.03000000 sec

===== CHANNEL f1 =====

NUC1 13C
 P1 10.50 usec
 PL1 -3.00 dB
 SFO1 125.7736214 MHz

===== CHANNEL f2 =====

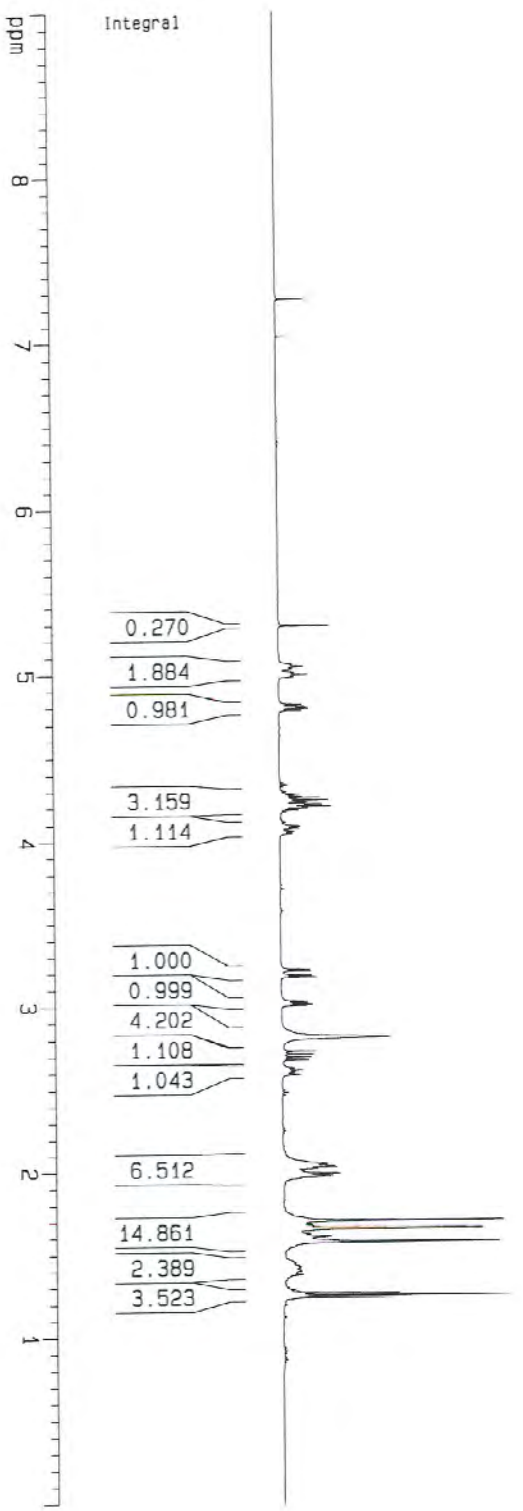
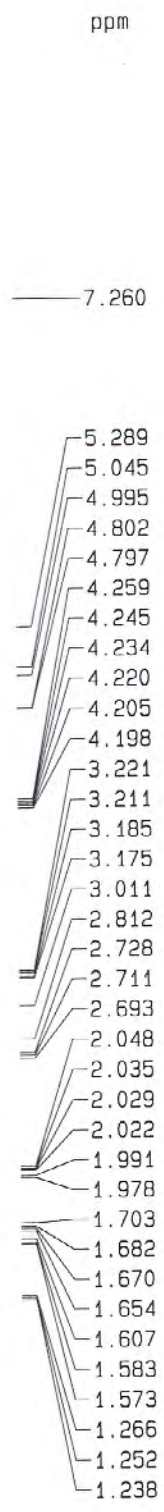
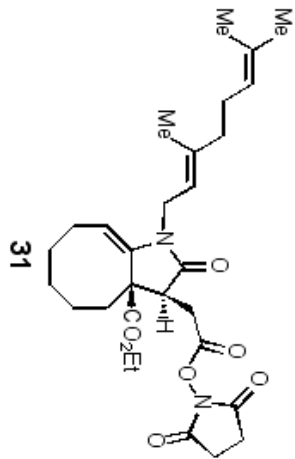
CPDPRG2 waltz16
 NUC2 1H
 PCPD2 100.00 usec
 PL2 120.00 dB
 PL12 28.00 dB
 SFO2 500.1317628 MHz

F2 - Processing parameters

SI 32768
 SF 125.7577970 MHz
 MDM EK
 SSB 0
 LB 1.00 Hz
 GB 0
 PC 1.40

10 NMR plot parameters

CX 20.00 cm
 F1P 200.000 ppm
 F1 25151.55 Hz
 F2P 0.000 ppm
 F2 0.09 Hz
 PRFMCN 10.00000 ppm/cm
 HZCM 1257.57800 Hz/cm



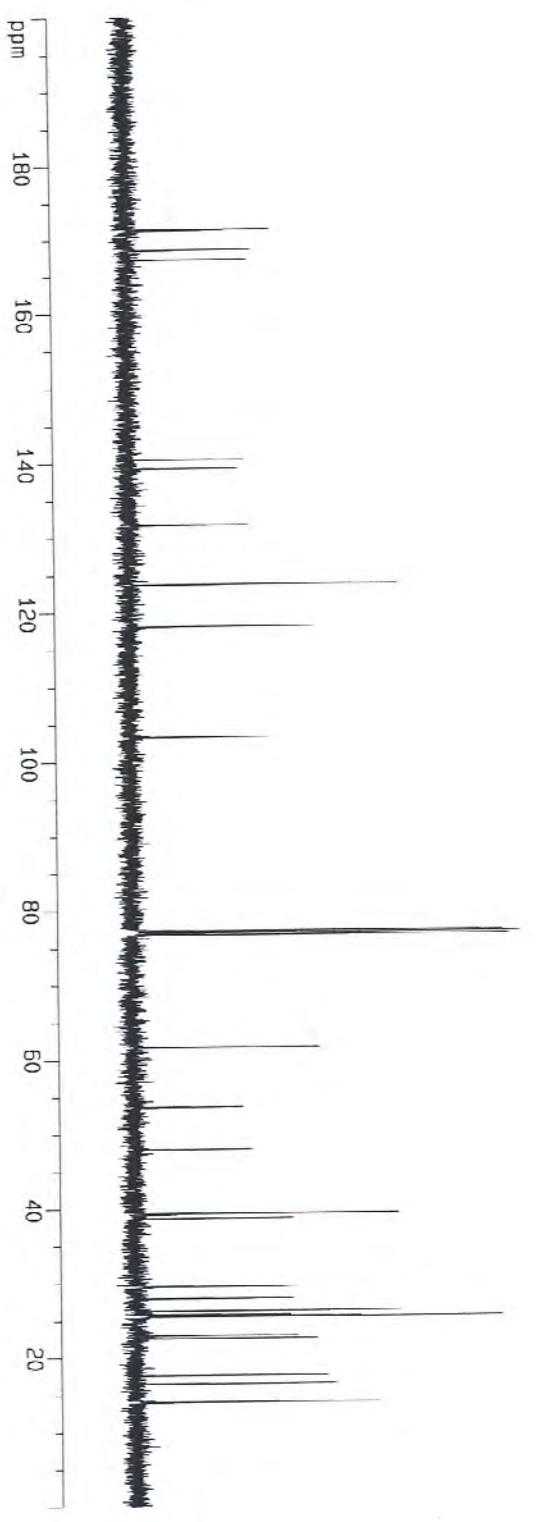
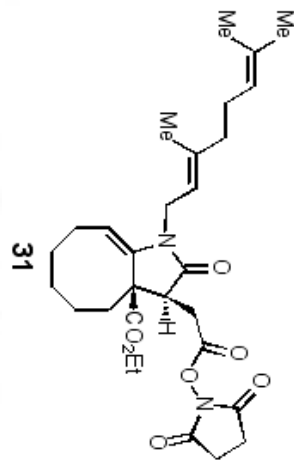
Current Data Parameters
NAME A4B2-H0S0
EXNO 1
PROCNO 1

F2 - Acquisition Parameters
Date_ 20061026
Time 15.53
INSTRUM spect
PROBHD 5 mm Multinu
PULPROG zg
TD 32768
SOLVENT CDCl3
NS 4
DS 0
SWH 7507.507 Hz
FIDRES 0.229411 Hz
AQ 2.1823988 sec
RG 29.5
DM 56.600 usec
DE 4.50 usec
TE 300.0 K
D1 3.00000000 sec

===== CHANNEL f1 =====
NUC1 1H
P1 5.60 usec
PL1 0.00 dB
SF01 500.1322000 MHz

F2 - Processing parameters
SI 15384
SF 500.1300138 MHz
WDW EM
SSB 0
LB 0.30 Hz
GB 0
PC 1.00

1D NMR plot parameters
CX 20.00 cm
F1P 9.000 ppm
F1 4501.17 Hz
F2P 0.000 ppm
F2 0.00 Hz
PRNCK 0.45000 ppm/cm
HZCM 225.05950 Hz/cm



Current Data Parameters
 NAME AAB2-H05u
 EXPNO 2
 PROCNO 1

F2 - Acquisition Parameters
 Date_ 20061026
 Time 15.56
 INSTRUM spect
 PROBHD 5 mm Multinu
 PULPROG zgpg
 TD 211264
 SOLVENT CDCl3
 NS 114
 DS 1

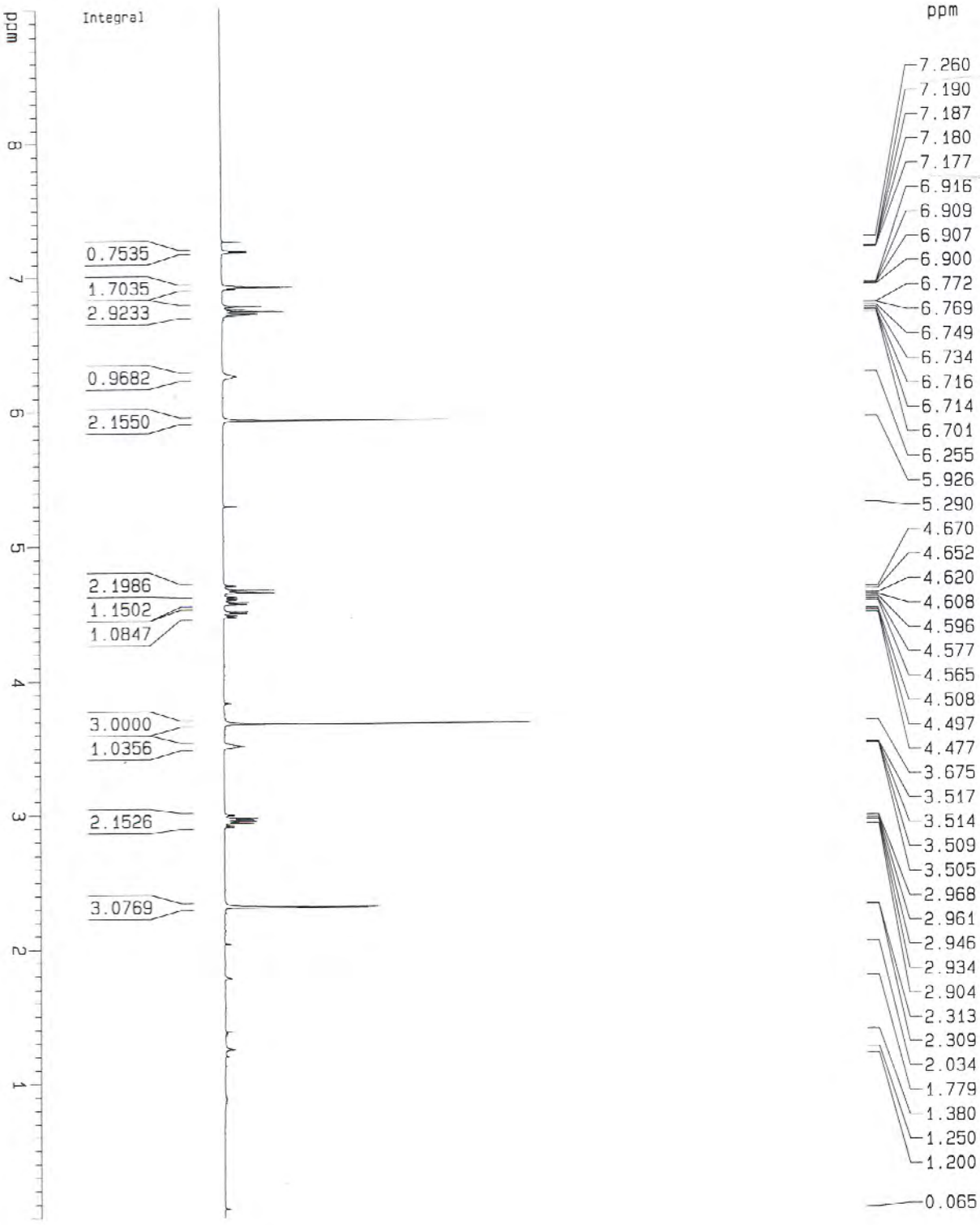
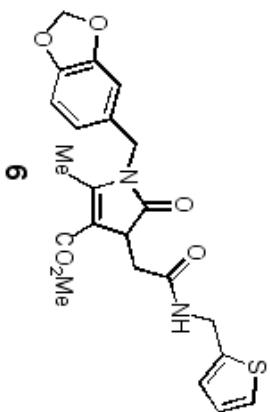
SWH 35211.270 Hz
 FIDRES 0.166670 Hz
 AQ 2.5959588 sec
 RG 9195.2
 DM 14.200 usec
 DE 4.50 usec
 TE 300.0 K
 D1 3.00000000 sec
 d11 0.03000000 sec

===== CHANNEL f1 =====
 NUC1 13C
 P1 10.50 usec
 PL1 -3.00 dB
 SF01 125.7736214 MHz

===== CHANNEL f2 =====
 CPDPRG2 waltz16
 NUC2 1H
 PGP02 100.00 usec
 PL2 120.00 dB
 PL12 28.00 dB
 SF02 500.1317628 MHz

F2 - Processing parameters
 S1 32768
 SF 125.7577970 MHz
 KDM EM
 SSB 0
 LB 1.00 Hz
 GB 0
 PC 1.40

1D NMR plot parameters
 CX 20.00 cm
 F1P 200.000 DPM
 F1 25151.56 Hz
 F2P 0.000 DPM
 F2 0.00 Hz
 PPRCM 10.00000 DPM/cm
 HZCM 1257.57800 Hz/cm



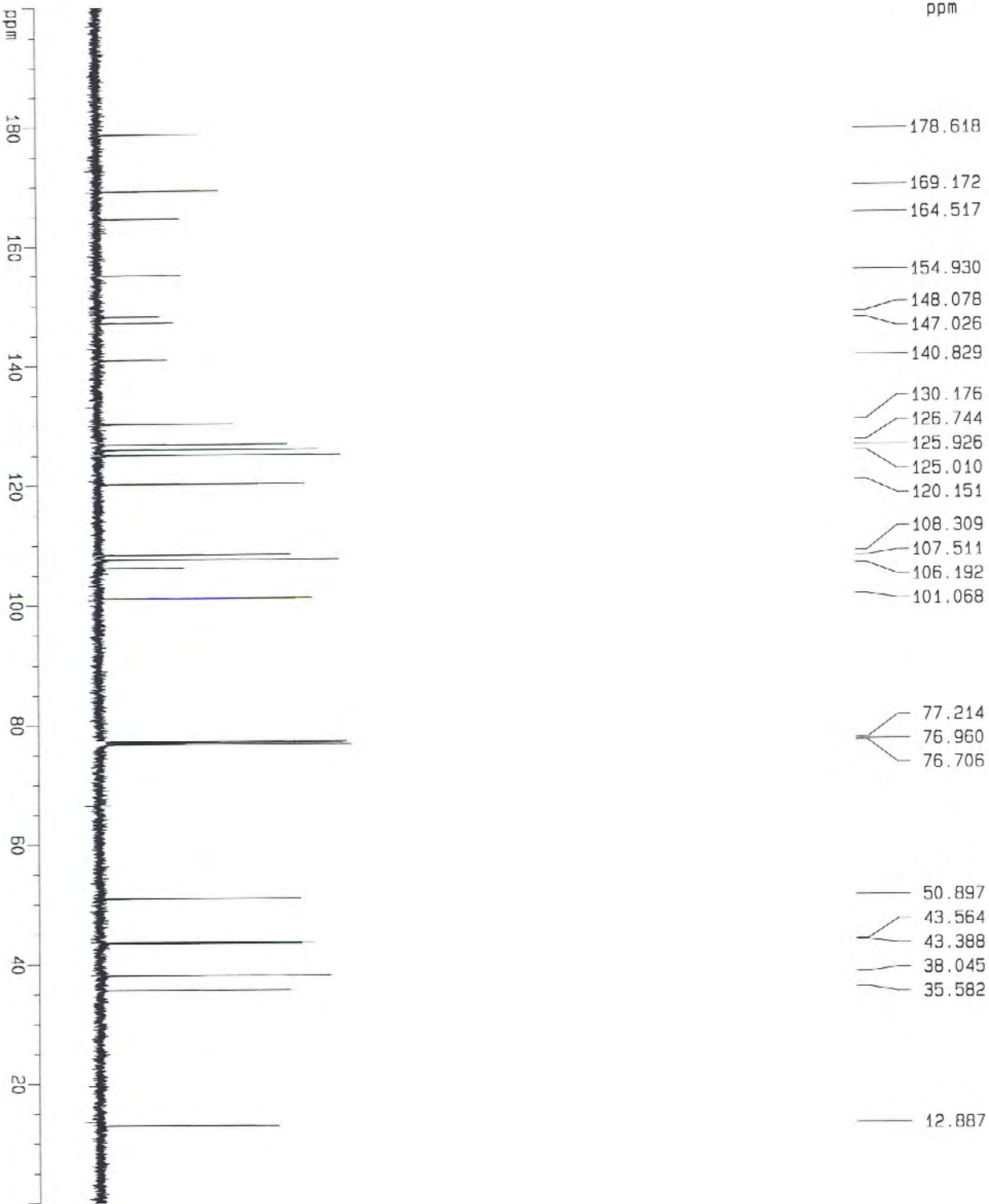
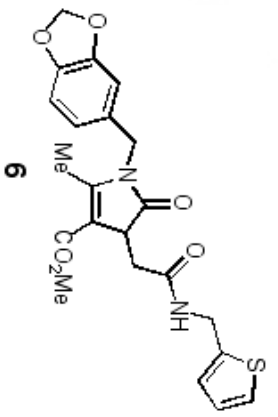
Current Data Parameters
 NAME A135C5
 EXPNO 1
 PROCNO 1

F2 - Acquisition Parameters
 Date_ 20061101
 Time 20.09
 INSTRUM spect
 PROBHD 5 mm GVP 1H
 PULPROG zg
 TD 32768
 SOLVENT CDCl3
 NS 4
 DS 0
 SMH 5208.333 Hz
 FIDRES 0.158546 Hz
 AQ 3.1457779 sec
 RG 32
 DW 95.000 usec
 DE 4.50 usec
 TE 300.0 K
 D1 2.00000000 sec

==== CHANNEL f1 =====
 NUC1 1H
 P1 10.00 usec
 PL1 -1.00 dB
 SF01 500.1320118 MHz

F2 - Processing parameters
 SI 15364
 SF 500.130142 MHz
 KW EM
 SSB 0
 LB 0.30 Hz
 GB 0
 PC 1.00

10 NMR plot parameters
 CX 20.00 cm
 F1P 9.000 ppm
 F1 4501.17 Hz
 F2P 0.000 ppm
 F2 0.00 Hz
 PPMCM 0.45000 ppm/cm
 HZCM 225.05850 Hz/cm



Current Data Parameters
 NAME A1B5C5
 EXPNO 2
 PROCNO 1

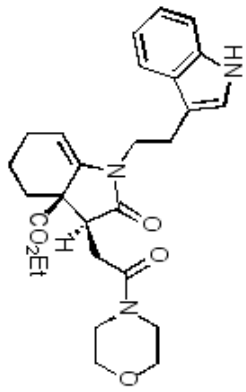
F2 - Acquisition Parameters
 Date_ 20061101
 Time 20.13
 INSTRUM spect
 PROBHD 5 mm GNP 1H
 PULPROG zgpg
 TD 112780
 SOLVENT CDCl3
 NS 104
 DS 0
 SMH 31446.541 Hz
 FIDRES 0.278831 Hz
 AQ 1.7932520 sec
 RG 2048
 DW 15.900 usec
 DE 7.50 usec
 TE 300.0 K
 D1 4.00000000 sec
 D11 0.03000000 sec

===== CHANNEL f1 =====
 NUC1 13C
 P1 8.00 usec
 PL1 3.00 dB
 SF01 125.7728259 MHz

===== CHANNEL f2 =====
 CPDPRG2 waltz16
 NUC2 1H
 PCPD02 90.00 usec
 PL2 120.00 dB
 PL12 19.00 dB
 SF02 500.1338000 MHz

F2 - Processing parameters
 SI 32768
 SF 125.7578019 MHz
 WDW EM
 SSB 0
 LB 1.00 Hz
 GB 0
 PC 1.40

1D NMR plot parameters
 CX 20.00 cm
 F1P 200.000 ppm
 F1 25151.56 Hz
 F2P 0.000 ppm
 F2 0.00 Hz
 PPMCM 10.00000 ppm/cm
 HZCM 1257.57800 Hz/cm

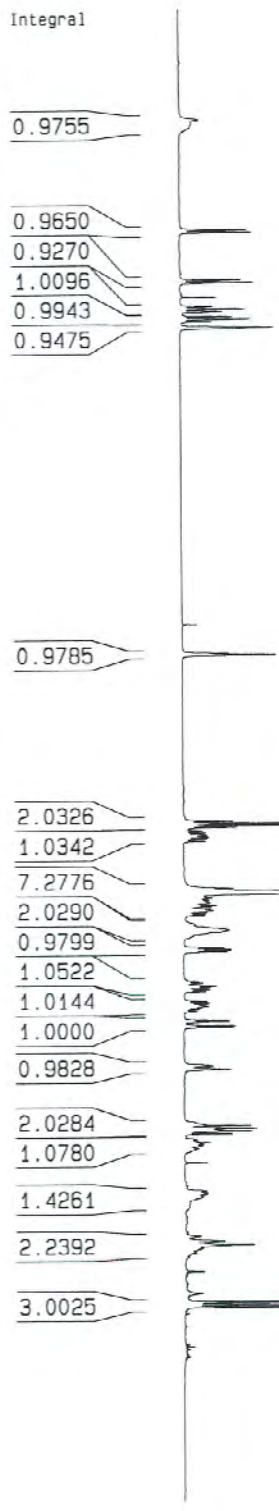


ppm

- 7.665
- 7.650
- 7.364
- 7.348
- 7.189
- 7.142
- 7.127
- 7.076

- 5.115
- 5.108
- 5.101
- 4.103
- 4.088
- 4.074
- 4.060
- 3.697
- 3.677
- 3.663
- 3.445
- 3.329
- 3.322
- 3.313
- 2.902
- 2.893
- 2.869
- 2.860
- 2.605
- 2.269
- 2.252
- 2.235
- 2.218
- 1.547
- 1.203
- 1.189
- 1.174

ppm



- 0.9755
- 0.9650
- 0.9270
- 1.0096
- 0.9943
- 0.9475

- 0.9785

- 2.0326
- 1.0342
- 7.2776
- 2.0290
- 0.9799
- 1.0522
- 1.0144
- 1.0000
- 0.9828
- 2.0284
- 1.0780
- 1.4261
- 2.2392
- 3.0025

Current Data Parameters

NAME A2B7C9

EXPNO 1

PROCNO 1

F2 - Acquisition Parameters

Date_ 20061030

Time 20.51

INSTRUM spect

PROBHD 5 mm QNP 1H

PULPROG zg

TD 32768

SOLVENT CDCl3

NS 4

DS 0

SWH 5208.333 Hz

FIDRES 0.158946 Hz

AQ 3.1457779 sec

R6 32

DW 96.000 usec

DE 4.50 usec

TE 300.0 K

TE 2.00000000 sec

==== CHANNEL f1 =====

NUC1 1H

P1 10.00 usec

PL1 -1.00 dB

SFO1 500.1320118 MHz

F2 - Processing parameters

SI 15384

SF 500.1300145 MHz

WDW EM

SSB 0

LB 0.30 Hz

GB 0

PC 1.00

1D NMR plot parameters

CX 20.00 cm

F1p 9.000 DPM

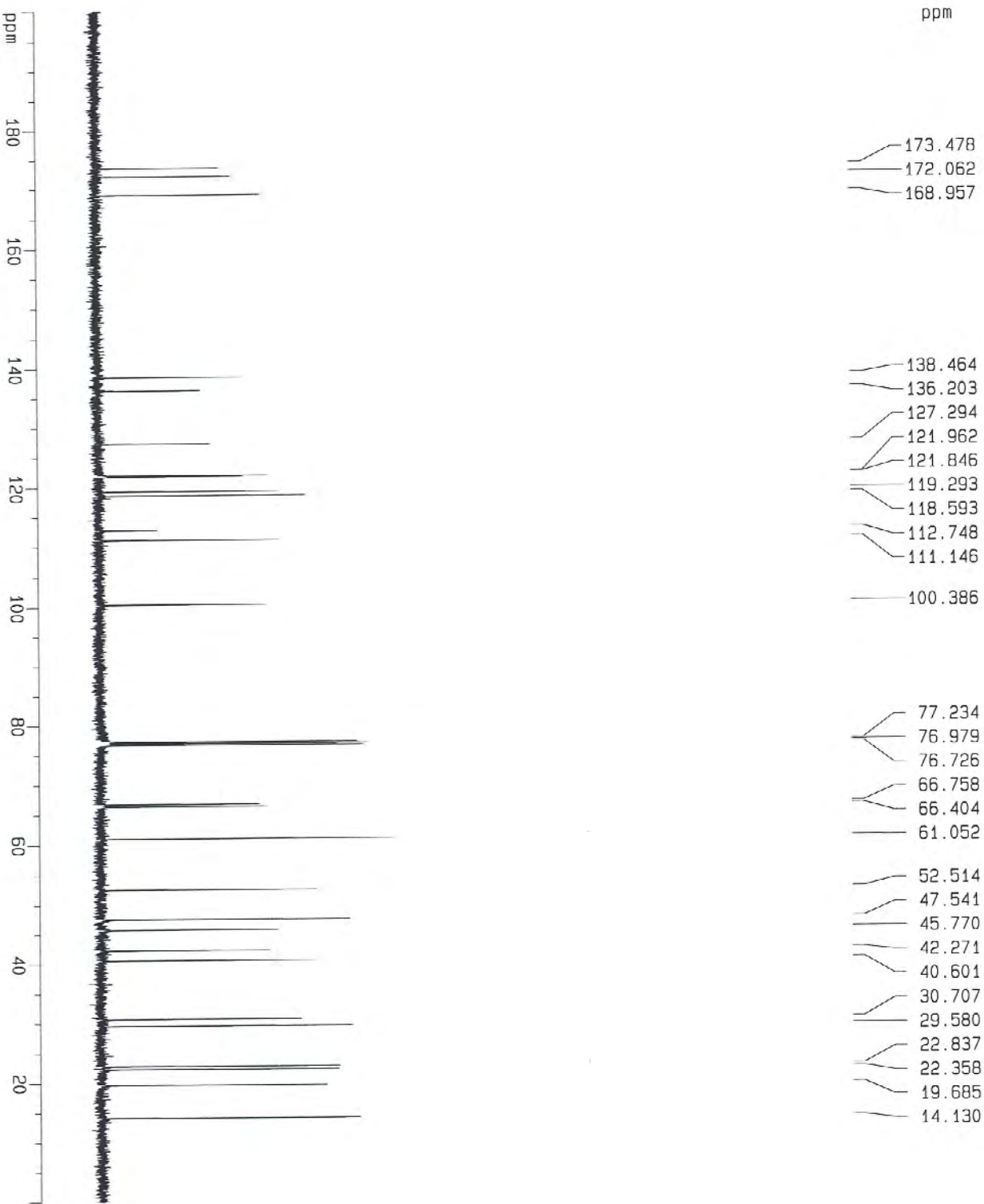
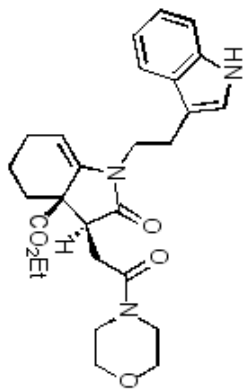
F1 4501.17 Hz

F2p 0.000 DPM

F2 0.00 Hz

PPMCM 0.45000 DPM/cm

HZCM 225.05650 HZ/cm



Current Data Parameters
NAME A2B7C9
EXPNO 2
PROCNO 1

F2 - Acquisition Parameters

Date_ 20061030
Time 20.56
INSTRUM spect
PROBHD 5 mm GNP 1H
PULPROG zgpg30
TD 112780
SOLVENT CDCl3
NS 146
DS 0
SMH 31446.541 Hz
FIDRES 0.278831 Hz
AQ 1.7932520 sec
RG 2049
DE 15.900 usec
TE 300.0 K
D1 4.00000000 sec
D11 0.03000000 sec

===== CHANNEL f1 =====

NUC1 13C
P1 8.00 usec
PL1 3.00 dB
SF01 125.7728299 MHz

===== CHANNEL f2 =====


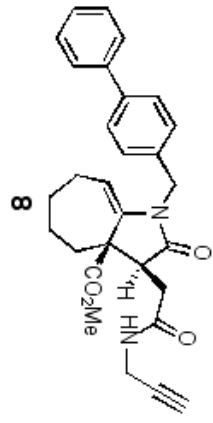
CPDPRG2 waltz16
NUC2 1H
PCPD2 90.00 usec
PL2 120.00 dB
PL12 19.00 dB
SF02 500.1338000 MHz

F2 - Processing parameters

SI 32768
SF 125.7578019 MHz
WDW EN
SSB 0
LB 1.00 Hz
GB 0
PC 1.40

1D NMR plot parameters

CX 20.00 cm
F1P 200.000 ppm
F1 25151.56 Hz
F2P 0.000 ppm
F2 0.00 Hz
PPMCM 10.00000 ppm/cm
HZCM 1257.57800 Hz/cm



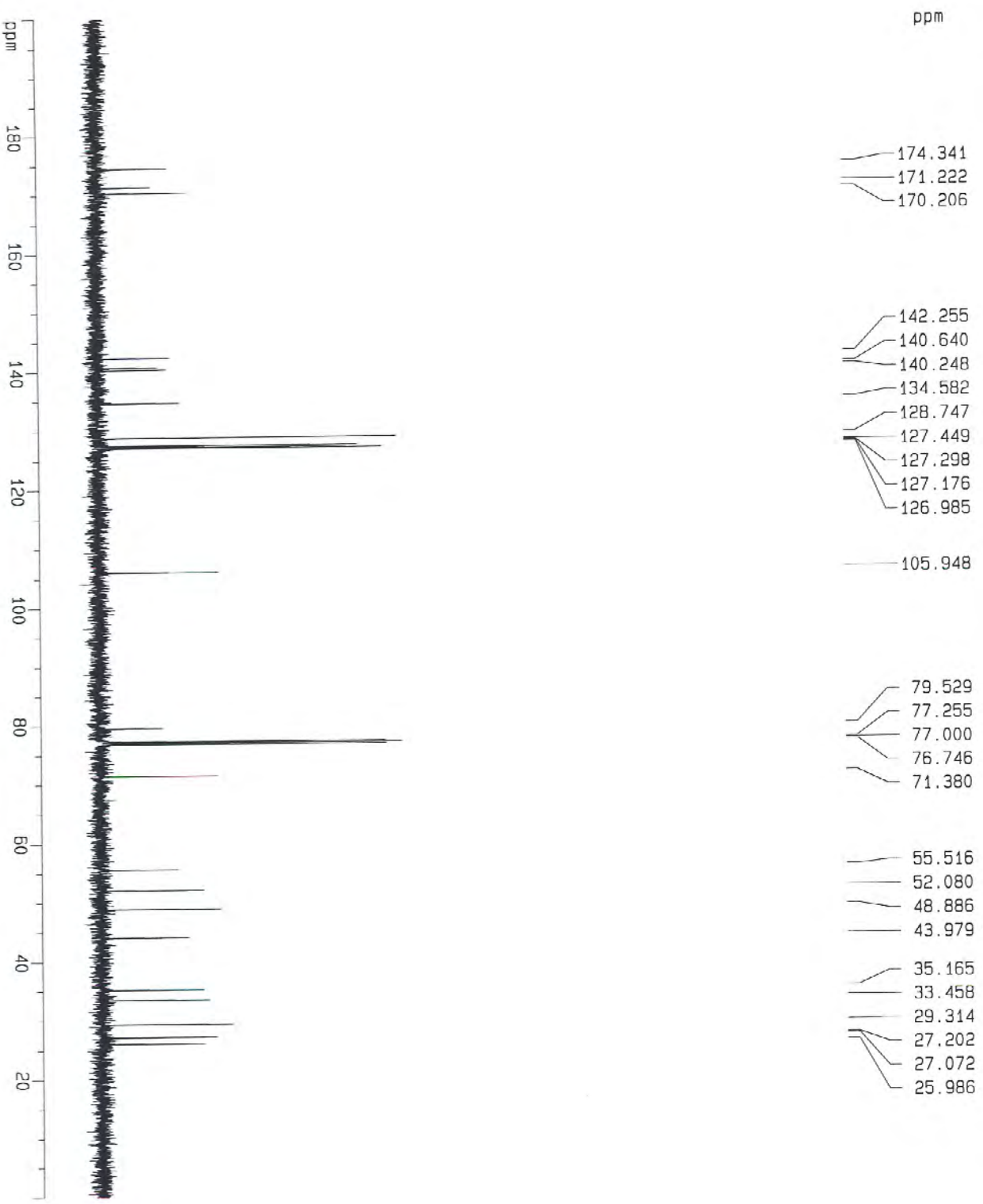
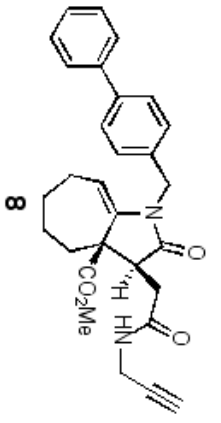
Current Data Parameters
 NAME A8B4C1
 EXNO 1
 PRONNO 1

F2 - Acquisition Parameters
 Date_ 20061026
 Time 11.42
 INSTRUM spect
 PROBHD 5 mm Multinu
 PULPROG zg
 TD 32768
 SOLVENT CDCl3
 NS 4
 DS 0
 SMH 7507.507 Hz
 FIDRES 0.229111 Hz
 AG 2.1823988 sec
 RG 50.8
 DW 66.600 usec
 DE 4.50 usec
 TE 300.0 K
 D1 3.0000000 sec

===== CHANNEL f1 =====
 NUCL1 1H
 P1 5.60 usec
 PL1 0.00 dB
 SFO1 500.1322000 MHz

F2 - Processing parameters
 SI 16384
 SF 500.130138 MHz
 WDM EM
 SSB 0
 LB 0.30 Hz
 GB 0
 PC 1.00

1D NMR plot parameters
 CX 20.00 cm
 F1P 5.000 ppm
 F1 4501.17 Hz
 F2P 0.000 ppm
 F2 0.00 Hz
 PPKCM 0.45000 ppm/cm
 HZCM 225.05950 Hz/cm



- 174.341
- 171.222
- 170.206
- 142.255
- 140.640
- 140.248
- 134.582
- 128.747
- 127.449
- 127.298
- 127.176
- 126.985
- 105.948
- 79.529
- 77.255
- 77.000
- 76.746
- 71.380
- 55.516
- 52.080
- 48.886
- 43.979
- 35.165
- 33.458
- 29.314
- 27.202
- 27.072
- 25.986

Current Data Parameters

NAME A3B4C1
EXPNO 2
PROCNO 1

F2 - Acquisition Parameters

Date_ 20061026
Time 11.46
INSTRUM spect
PROBHD 5 mm Multinu
PULPROG zgpg
TD 211264
SOLVENT CDCl3
NS 106
DS 1
SMH 35211.270 Hz
FIDRES 0.166670 Hz
AQ 2.9999988 sec
RG 9195.2
DW 14.200 usec
DE 4.50 usec
TE 300.0 K
D1 3.0000000 sec
d11 0.0300000 sec

CHANNEL f1

NUC1 13C
P1 10.50 usec
PL1 -3.00 dB
SF01 125.7735274 MHz

CHANNEL f2

CPDPRG2 waltz16
NUC2 1H
PCPD02 100.00 usec
PL2 120.00 dB
PL12 28.00 dB
SF02 500.1317628 MHz

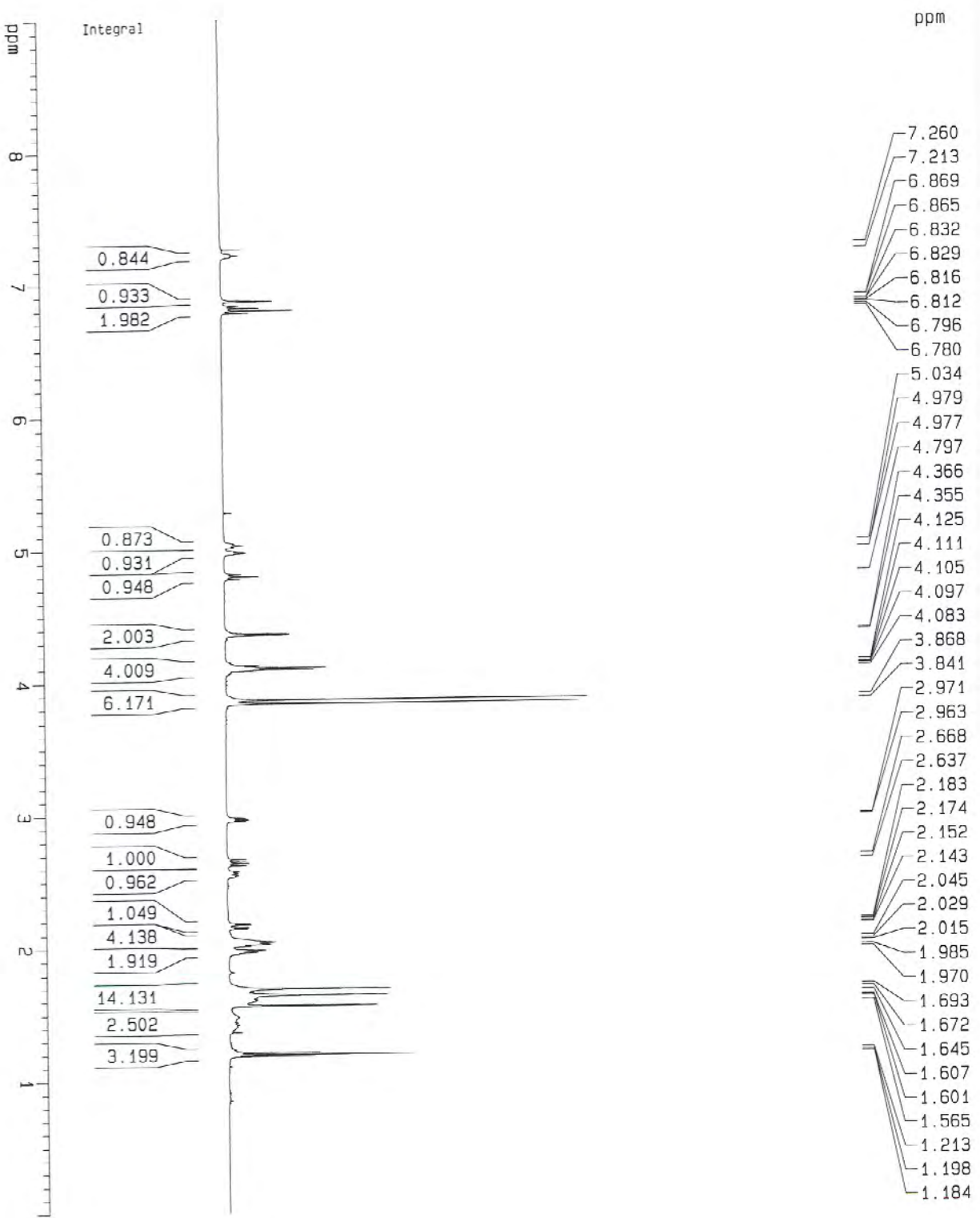
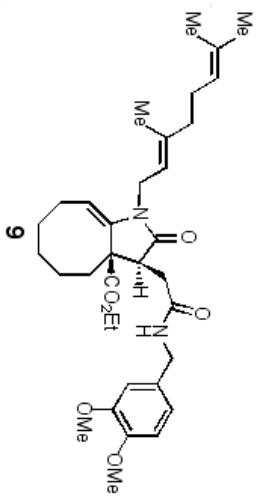
F2 - Processing parameters

SI 32768
SF 125.7577959 MHz
MCM EM
SSB 0
LB 1.00 Hz
GB 0
PC 1.40

10 NMR plot parameters

CX 20.00 cm
F1P 200.000 ppm
F1 25151.56 Hz
F2P 0.000 ppm
F2 0.00 Hz

PPMCM 10.000000 ppm/cm
HZCM 1257.57800 Hz/cm




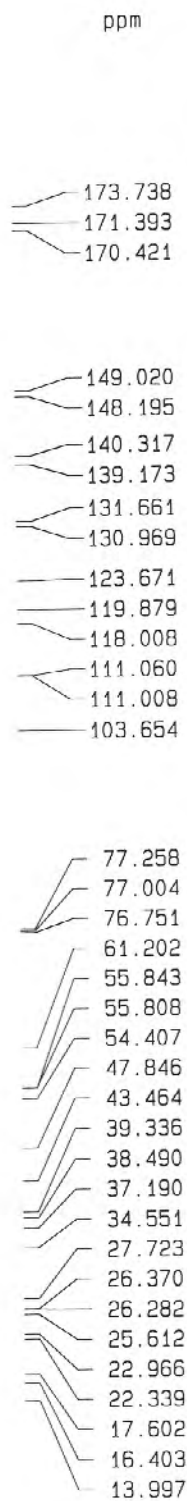
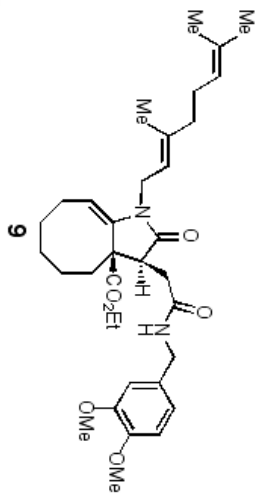
Current Data Parameters
 NAME A4B2C7
 EXPNO 1
 PROCNO 1

F2 - Acquisition Parameters
 Date_ 20051027
 Time 13.04
 INSTRUM spect
 PROBHD 5 mm Multinu
 PULPROG z9
 TD 32768
 SOLVENT CDCl3
 NS 4
 DS 0
 SMH 7507.507 Hz
 FIDRES 0.229111 Hz
 AQ 2.1823988 sec
 RB 18
 DW 65.600 usec
 DE 4.50 usec
 TE 300.0 K
 D1 3.00000000 sec

CHANNEL f1
 NUC1 1H
 P1 5.60 usec
 PL1 0.00 dB
 SFO1 500.1322000 MHz

F2 - Processing parameters
 SI 16384
 SF 500.1300138 MHz
 KW EM
 SSB 0
 LB 0.30 Hz
 GB 0
 PC 1.00

1D NMR plot parameters
 CX 20.00 cm
 F1P 9.000 ppm
 F1 4501.17 Hz
 F2P 0.000 ppm
 F2 0.00 Hz
 PPMCM 0.45000 ppm/cm
 HZCM 225.05850 Hz/cm



Current Data Parameters
 NAME A432C7
 EXPNO 2
 PROCNO 1

F2 - Acquisition Parameters
 Date_ 20061027
 Time 13.08
 INSTRUM spect
 PROBHD 5 mm MUltiNu
 PULPROG zgpg
 TD 211264
 SOLVENT CDCl3
 NS 111
 DS 1

SMH 35211.270 Hz
 FIDRES 0.166670 Hz
 AQ 2.9999988 sec
 RG 9195.2
 DM 14.200 usec
 DE 4.50 usec
 TE 300.0 K
 D1 3.00000000 sec
 d11 0.03000000 sec

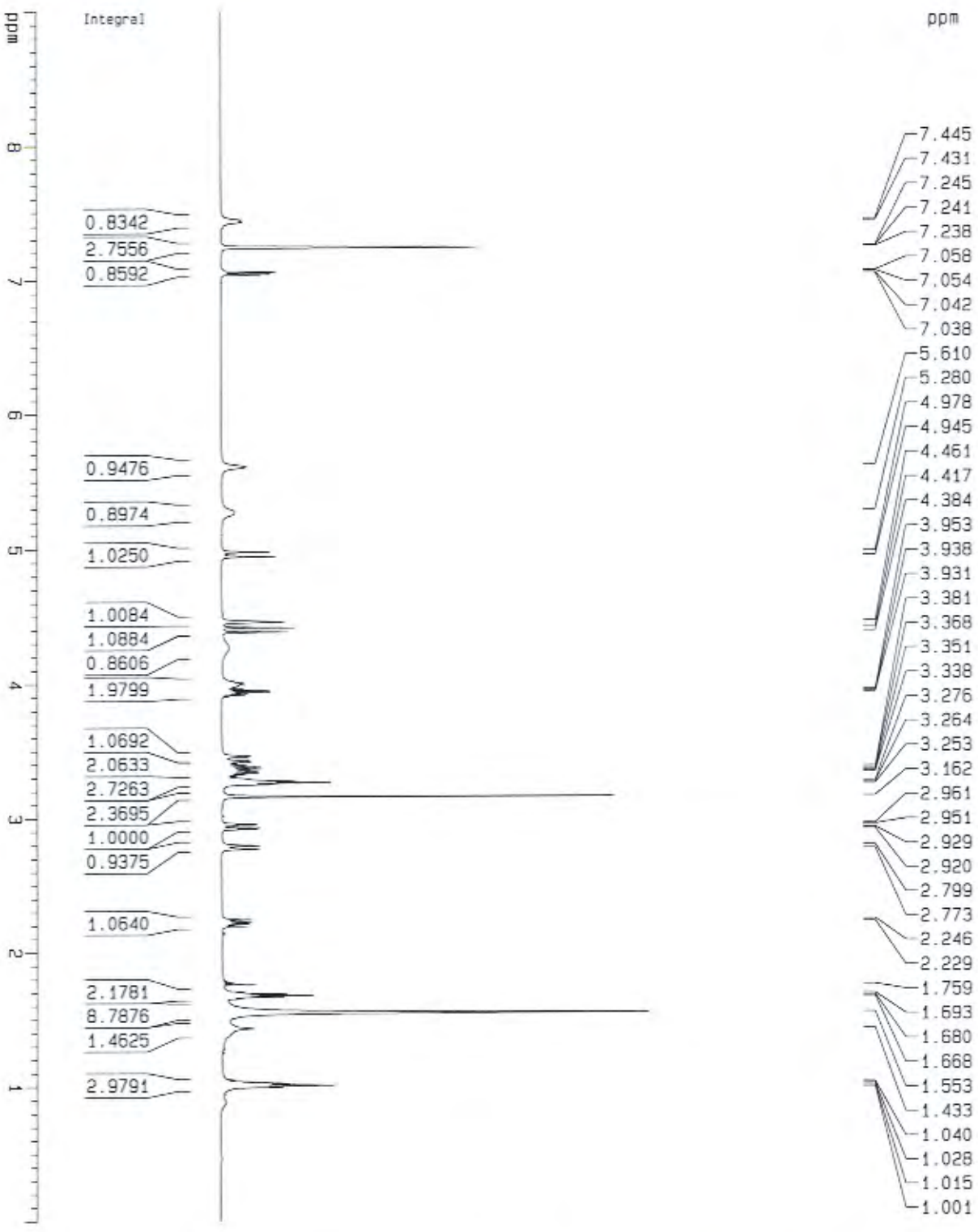
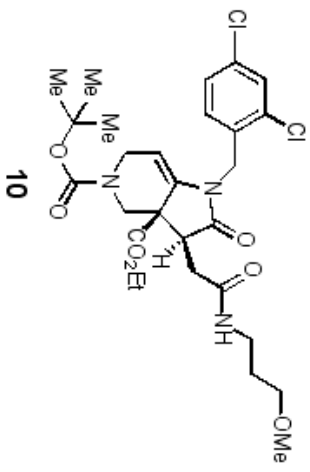
===== CHANNEL f1 =====
 NU1 13C
 P1 10.50 usec
 PL1 -3.00 dB
 SFO1 125.7735214 MHz

===== CHANNEL f2 =====
 CPDPRG2 waltz16
 NU2 1H
 PCPD2 100.00 usec
 PL2 120.00 dB
 PL12 26.00 dB
 SFO2 500.1317628 MHz

F2 - Processing parameters
 SI 32768
 SF 125.7577980 MHz
 WDW EM
 SSB 0
 LB 1.00 Hz
 GB 0
 PC 1.40

1D NMR plot parameters
 CX 20.00 cm
 F1p 200.000 ppm
 F1 25151.56 Hz
 F2p 0.000 ppm
 F2 0.00 Hz
 PPMCM 10.00000 ppm/cm
 HZCM 1257.57800 Hz/cm

55°C



Current Data Parameters

NAME ASBRC3

EXPNO 4

PROCNO 1

F2 - Acquisition Parameters

Date_ 20051105

Time 21.17

INSTRUM spect

PROBHD 5 mm BNP 1H

PULPROG zg

TD 32768

SOLVENT CDCl3

NS 4

DS 0

SWH 5208.333 Hz

FIDRES 0.158546 Hz

AQ 3.145779 sec

RG 32

DM 96.000 usec

DE 4.50 usec

TE 300.0 K

D1 2.00000000 sec

***** CHANNEL f1 *****

NUC1 1H

P1 10.00 usec

PL1 -1.00 dB

SFO1 500.1320118 MHz

F2 - Processing parameters

SI 16384

SF 500.1300181 MHz

WDW EM

SSB 0

LB 0.30 Hz

GB 0

PC 1.00

10 NMR plot parameters

CX 20.00 cm

F1P 9.000 ppm

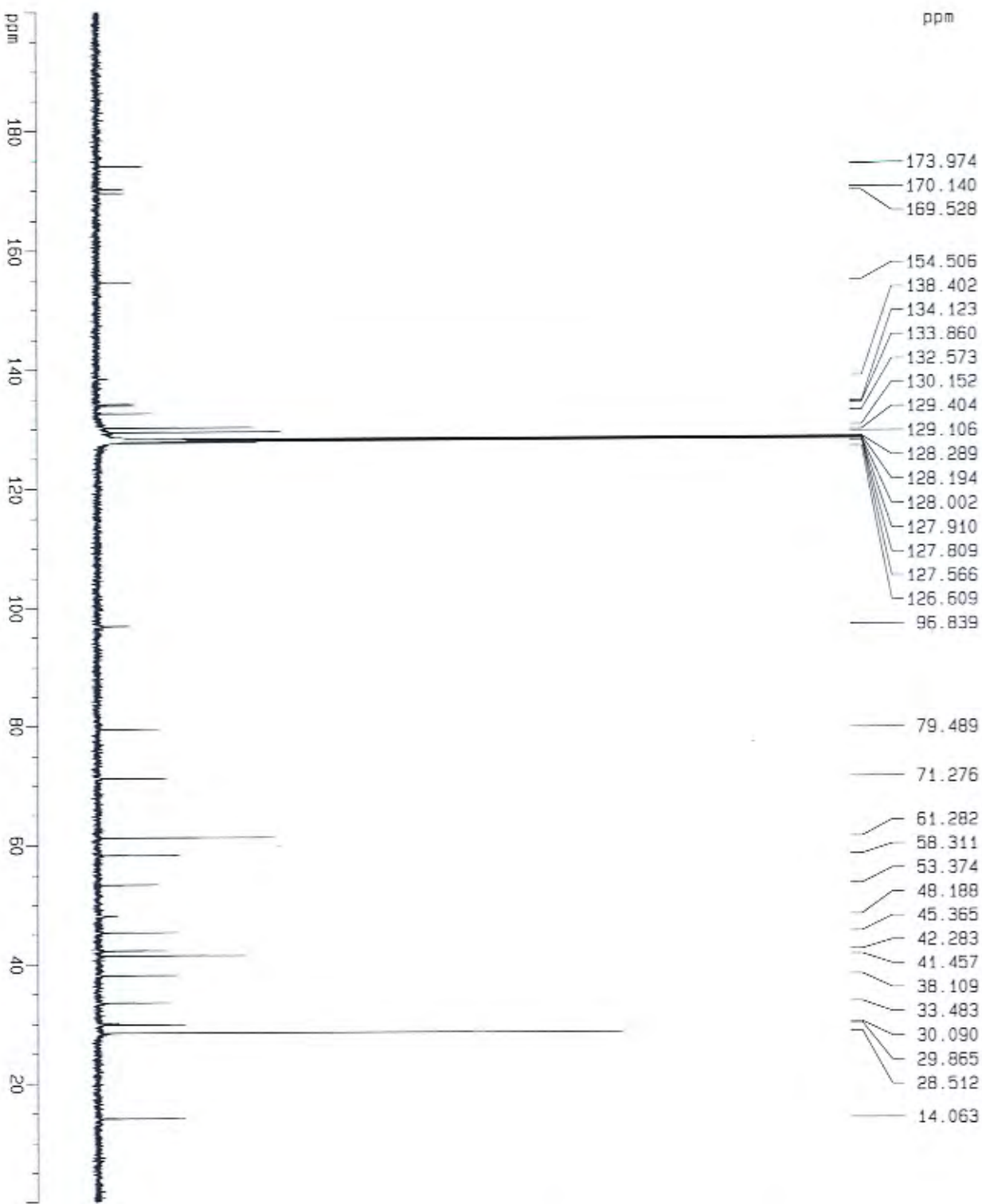
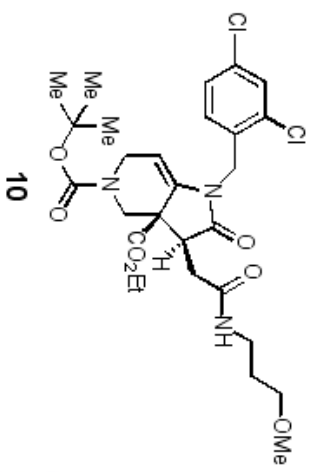
F1 4501.17 Hz

F2P 0.000 ppm

F2 0.00 Hz

PPMCK 0.45000 ppm/cm

HZCK 225.05850 Hz/cm



Current Data Parameters
 NAME A586C3
 EXPNO 7
 PROCNO 1

F2 - Acquisition Parameters
 Date_ 20061105
 Time 21.24
 INSTRUM spect
 PROBRD 5 mm BNP 1H
 PULPROG zgpg
 TD 112720
 SOLVENT CDCl3
 NS 345
 DS 0
 SWH 31446.541 Hz
 FIDRES 0.278631 Hz
 AQ 1.7932520 sec
 RG 4096
 DW 15.900 usec
 DE 7.50 usec
 TE 300.0 K
 D1 4.00000000 sec
 D11 0.03000000 sec

***** CHANNEL f1 *****
 NUC1 13C
 P1 0.00 usec
 PL1 3.00 dB
 SF01 125.7720299 MHz

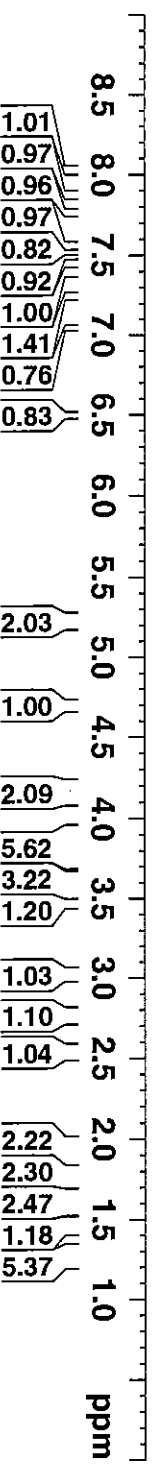
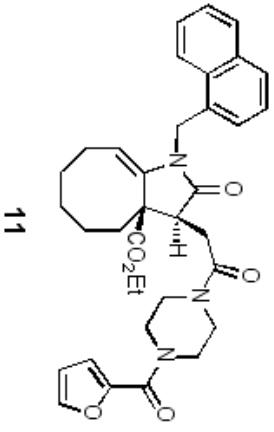
***** CHANNEL f2 *****
 CPDPRG2 waltz16
 NUC2 1H
 PCPD2 90.00 usec
 PL2 120.00 dB
 SF02 500.1389000 MHz

F2 - Processing Parameters
 SI 32768
 SF 125.7577483 MHz
 NDM EM
 SSB 0
 LB 1.00 Hz
 GB 0
 PC 1.40

1D NMR plot parameters
 CX 20.00 cm
 F1P 200.000 ppm
 F1 25151.55 Hz
 F2P 0.000 ppm
 F2 0.00 Hz
 PPGCM 10.00000 ppm/cm
 HZCM 1257.57751 Hz/cm



- 8.038
- 8.021
- 7.888
- 7.873
- 7.771
- 7.755
- 7.559
- 7.528
- 7.526
- 7.512
- 7.494
- 7.492
- 7.490
- 7.414
- 7.399
- 7.383
- 7.260
- 7.257
- 7.243
- 7.051
- 7.050
- 7.044
- 6.500
- 6.496
- 6.492
- 6.489
- 5.230
- 5.213
- 4.700
- 4.187
- 4.173
- 4.141
- 4.127
- 3.873
- 3.479
- 3.473
- 3.003
- 2.994
- 2.566
- 1.276
- 1.262
- 1.248

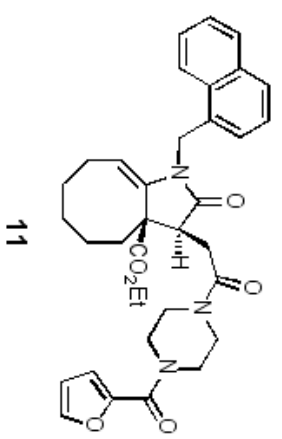


```

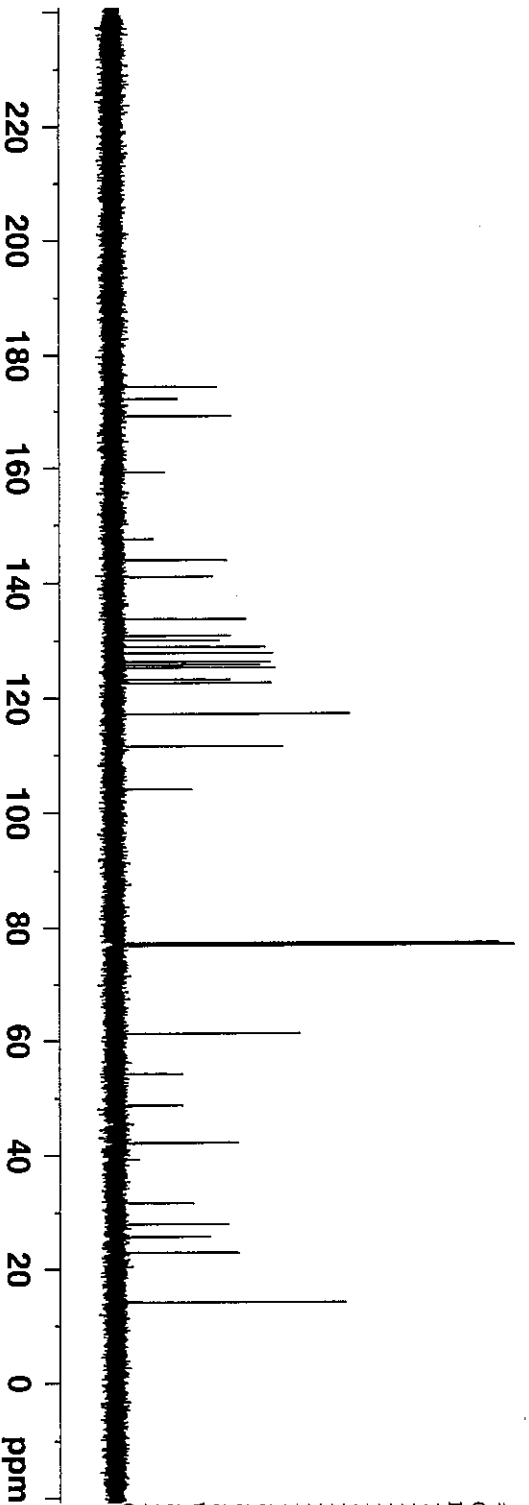
NAME          P9E11
EXPNO         1
PROCNO        1
Date_         20100430
Time          6.58
INSTRUM       spect
PROBHD        5 mm PABBI 1H/
PULPROG       zg
TD            59998
SOLVENT       CDCl3
NS            4
DS            0
SWH           10000.000 Hz
FIDRES       0.166672 Hz
AQ           2.9999499 sec
RG           57
DE           50.000 usec
TE           308.1 K
D1           1.00000000 sec
TD0          1
  
```

```

===== CHANNEL f1 =====
NUC1          1H
P1            5.35 usec
PL1           0.00 dB
SFO1         499.8729992 MHz
SI           32768
SF           499.8700173 MHz
WDW           EM
SSB           0
LB           0.30 Hz
GB           0
PC           1.00
  
```



- 174.30
- 172.12
- 169.11
- 159.20
- 143.97
- 141.08
- 133.72
- 130.79
- 130.01
- 128.88
- 127.76
- 126.26
- 125.75
- 125.21
- 123.15
- 122.56
- 117.16
- 111.48
- 104.01
- 77.25
- 77.00
- 76.74
- 61.22
- 54.14
- 48.73
- 42.12
- 31.62
- 27.90
- 25.68
- 22.90
- 22.81
- 14.11



```

NAME          P9E11
EXPNO         2
PROCNO        1
Date_         20080420
Time         16.11
INSTRUM       spect
PROBHD        5 mm PAQNP 1H/
PULPROG       zgpg
TD            197364
SOLVENT       CDCl3
NS            149
DS            4
SWH           32894.738 Hz
FIDRES       0.166670 Hz
AQ           2.9999828 sec
RG           2050
DE           15.200 usec
TE           296.7 K
D1           3.00000000 sec
D11          0.03000000 sec
TD0          1
  
```

```

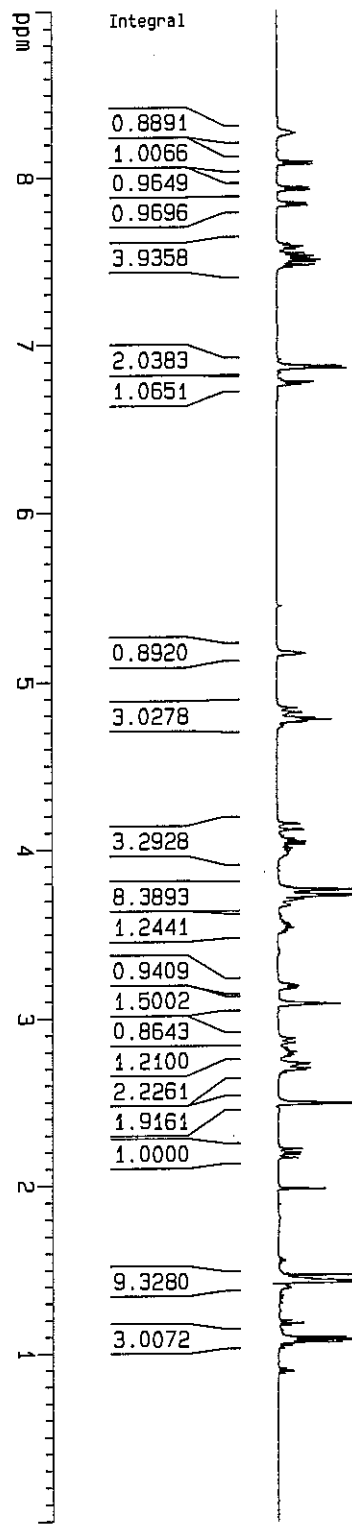
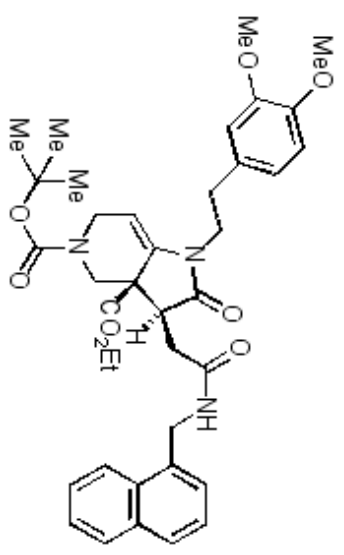
===== CHANNEL F1 =====
NUC1          13C
P1            8.00 usec
PL1           1.00 dB
PL1W          72.42802429 W
SFO1         125.7716224 MHz
  
```

```

===== CHANNEL F2 =====
CPDPRG2      waltz16
NUC2          1H
PCPD2        80.00 usec
PL2           0.00 dB
PL12         16.50 dB
PL13         17.00 dB
PL2W         24.54113007 W
PL12W        0.54940748 W
PL13W        0.48965994 W
SFO2         500.1325006 MHz
SI           131072
SF           125.7577927 MHz
WDW          EM
SSB          0
LB           0.30 Hz
GB           0
PC           1.40
  
```

323K

ppm
 8.094
 8.077
 7.937
 7.921
 7.844
 7.828
 7.540
 7.524
 7.511
 7.499
 7.484
 7.469
 6.871
 6.867
 6.864
 6.855
 6.778
 6.774
 5.164
 4.782
 4.771
 4.758
 4.039
 3.764
 3.759
 3.747
 3.745
 3.726
 3.721
 3.084
 2.731
 2.722
 2.698
 2.689
 2.497
 2.494
 2.490
 2.486
 2.483
 1.981
 1.977
 1.467
 1.447
 1.443
 1.429
 1.096
 1.082
 1.068



Current Data Parameters
 NAME P10H6
 EXPNO 1
 PROCNO 1

F2 - Acquisition Parameters
 Date_ 20100509
 Time 15.28

INSTRUM spect
 PROBHD 5 mm QNP 1H
 PULPROG zg
 TD 48076
 SOLVENT DMSO
 NS 4
 DS 0

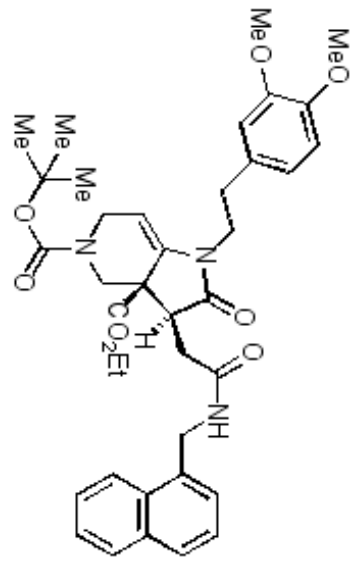
SMH 8012.820 HZ
 F10RES 0.166670 HZ
 AQ 2.9999924 sec
 RG 128
 DM 62.400 usec
 DE 4.50 usec
 TE 300.0 K
 D1 3.00000000 sec

==== CHANNEL f1 =====
 NUC1 1H
 P1 9.00 usec
 PL1 0.00 dB
 SF01 500.1325006 MHz

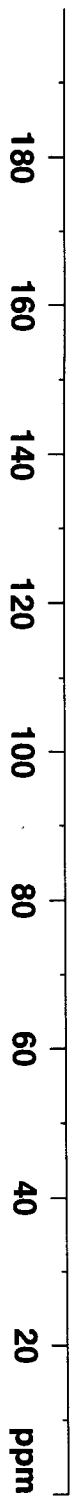
F2 - Processing parameters
 SI 65536
 SF 500.1300104 MHz
 NDM EM
 SSB 0
 LB 0.30 HZ
 BB 0
 PC 1.00

1D NMR plot parameters
 CX 20.00 cm
 F1P 9.000 ppm
 F1 4501.17 Hz
 F2P 0.000 ppm
 F2 0.00 Hz
 PPGCM 0.45000 ppm/cm
 HZCM 225.05850 Hz/cm

- 173.21
- 169.76
- 169.69
- 154.29
- 149.46
- 148.15
- 138.34
- 134.79
- 133.75
- 131.78
- 131.41
- 128.79
- 127.88
- 126.59
- 126.05
- 126.02
- 125.75
- 123.85
- 121.14
- 113.68
- 113.10
- 95.96
- 79.27
- 61.18
- 56.27
- 56.18
- 52.63
- 44.19
- 44.13
- 41.64
- 40.90
- 40.69
- 40.62
- 40.53
- 40.36
- 40.19
- 40.03
- 39.86
- 39.69
- 32.34
- 32.16
- 28.46
- 28.37
- 28.13
- 14.14



12



```

NAME P10H6
EXPNO 6
PROCNO 1
Date_ 20100608
Time 21.18
INSTRUM spect
PROBHD 5 mm QNP zgc
PULPROG zgpg30
TD 112780
F2 122780
SOLVENT CDCl3
NS 800
DS 0
SWH 31446.541 Hz
FIDRES 0.278831 Hz
AQ 1.7932520 sec
RG 4096
DE 15.900 usec
TE 7.50 usec
D1 3.0000000 sec
d11 0.03000000 sec

===== CHANNEL f1 =====
NUC1 13C
P1 8.00 usec
PL1 3.00 dB
SFO1 125.7703148 MHz

===== CHANNEL f2 =====
CPDPRG2 waltz16
NUC2 1H
PCPD2 90.00 usec
PL2 120.00 dB
PL12 20.00 dB
SFO2 500.1338000 MHz
SI 32768
SF 125.7578019 MHz
WDW EM
SSB 0
LB 1.00 Hz
GB 0
PC 1.40

```