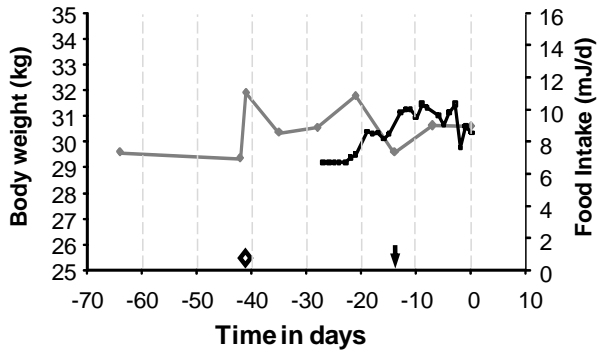
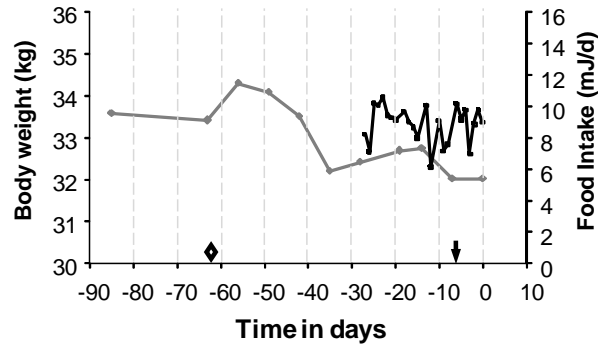


SUPPLEMENTAL FIGURE 1. Body weights and food intakes of baboons during Part 2

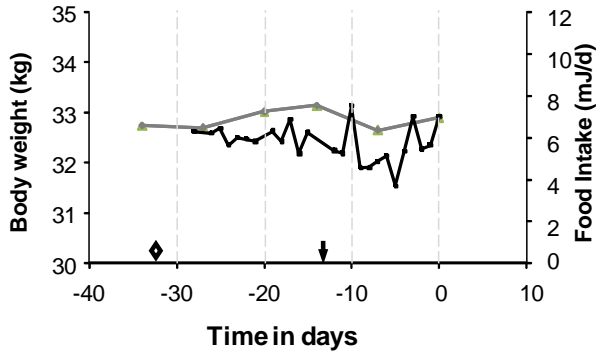
Baboon # 11878



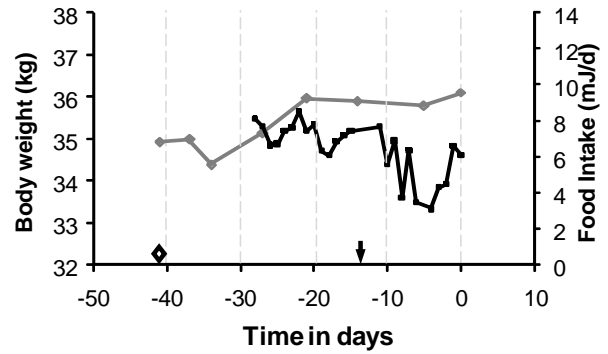
Baboon # 13546



Baboon # 10659



Baboon # 11077



Body weights of 4 animals, studied in Part 2 of this research, were measured weekly from 2 weeks after the sham tether (diamond on x-axis), the surgical catheter placement (arrow on x-axis), and the isotope infusion study (time zero). The food intake was measured daily beginning at least 2-weeks after the sham tether, through catheter placement, up until the infusion study. Food intake was adjusted if the animal lost or gained more than 0.5 kg during a weekly measurement. Note varying time frames on x-axes between animals.