

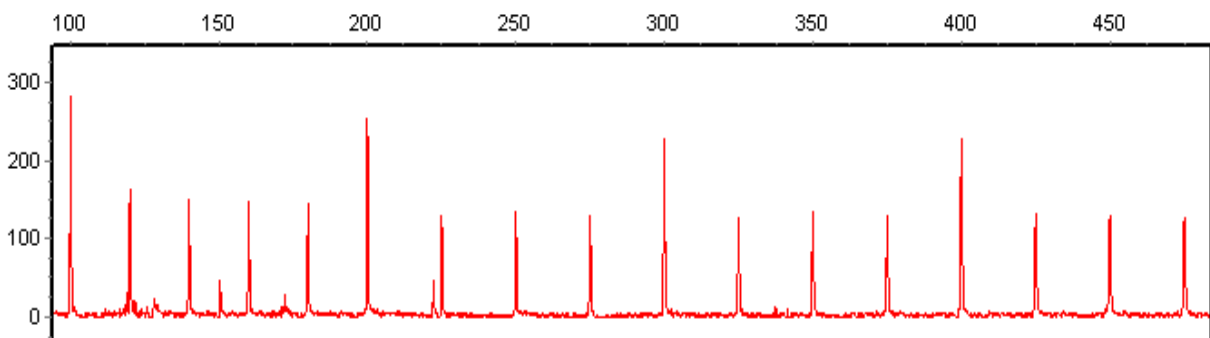
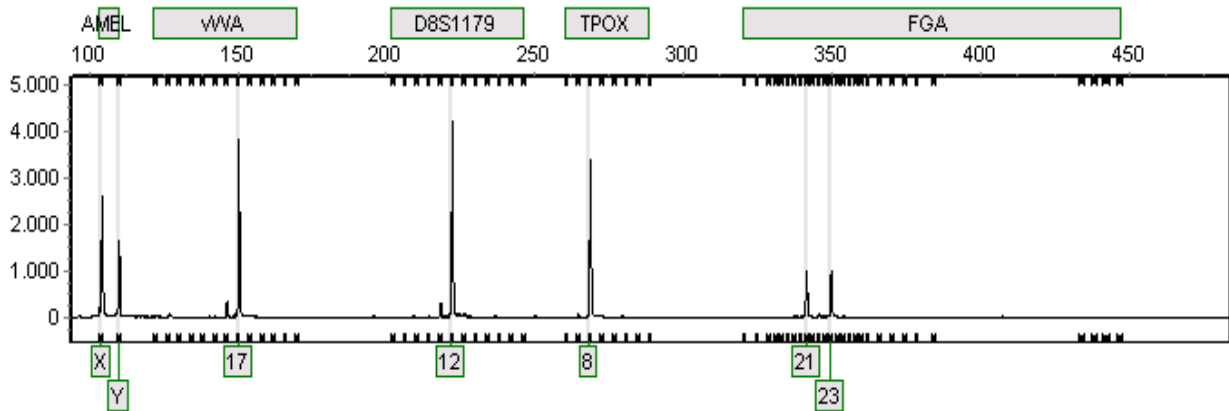
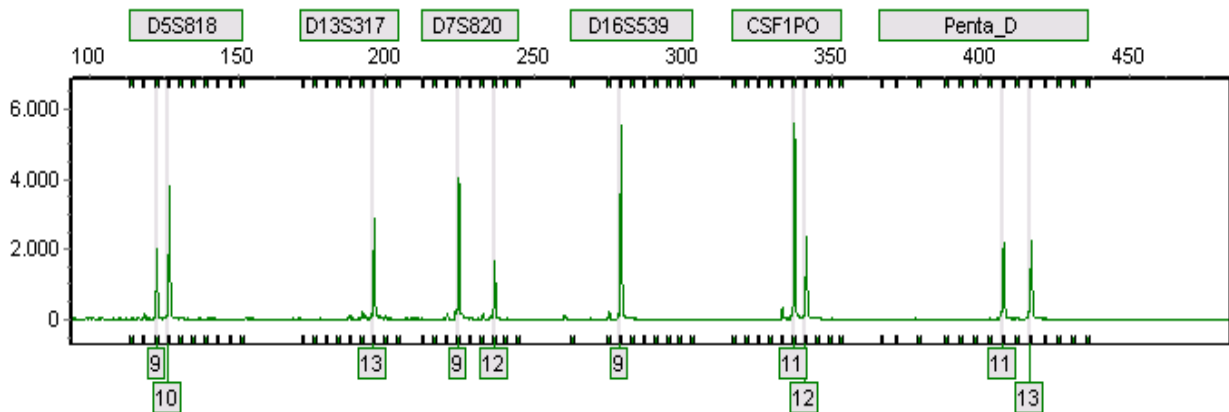
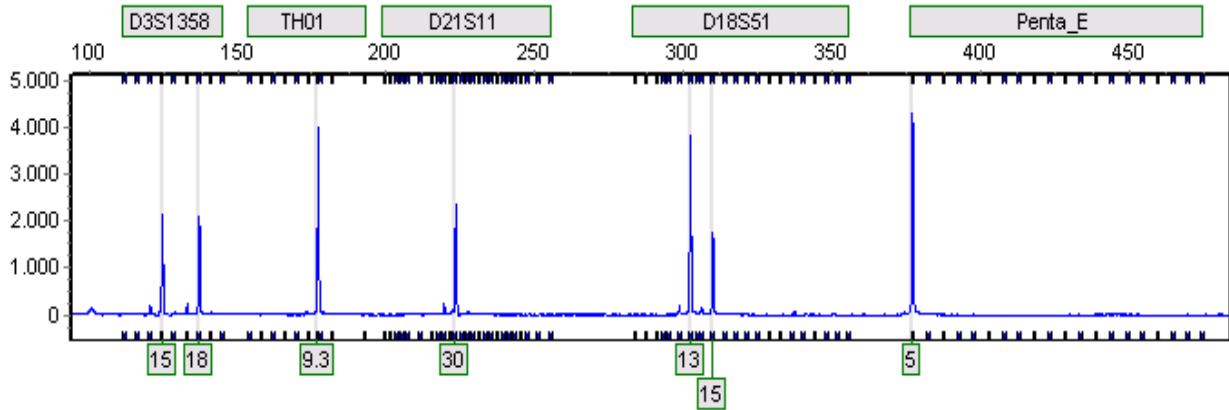
Supplementary Data

Supp. 1. Powerplex 16™ System (Promega Corp., Madison, WI) characterization of the H460 cell line. The first page is the result for the H460 cells. The 2nd and 3rd pages are positive and negative controls, respectively. The 4th page is an allelic ladder to which the unknown peaks are matched to provide a repeat number.

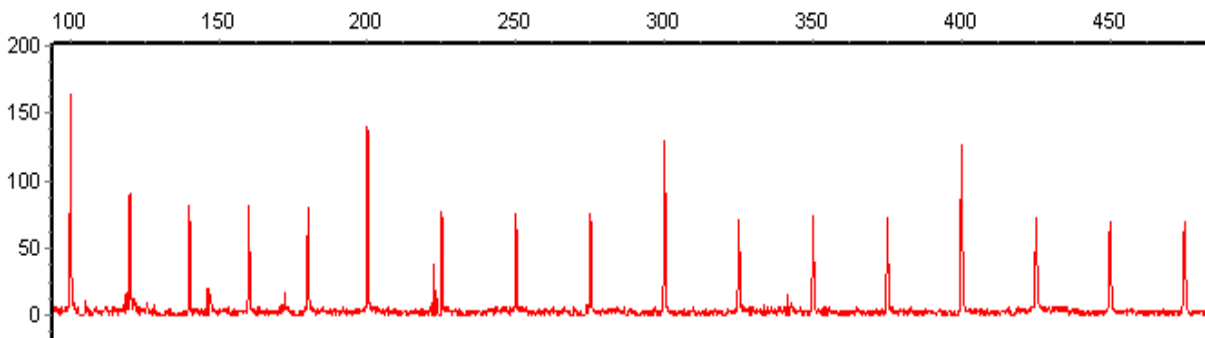
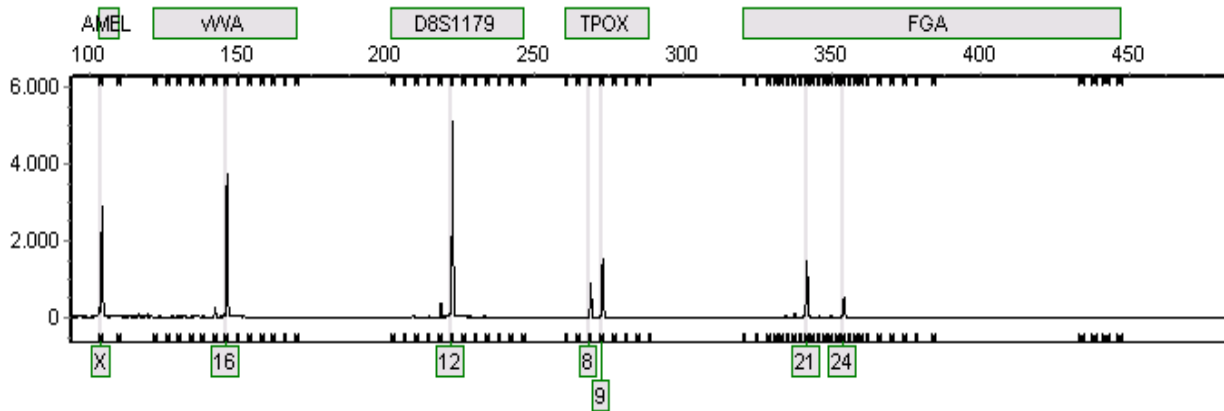
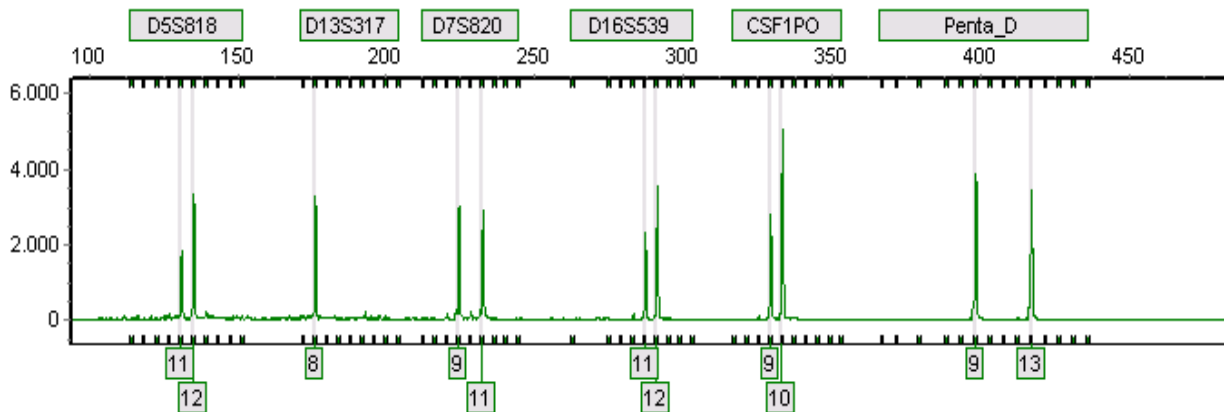

Supp. 2. AGR2 and AREG protein are expressed by neoplastic cells in esophageal adenocarcinoma.

Tables containing the scoring for the immunohistochemical staining of AGR2 and AREG. For figure 1, only whether staining was present or not was tabulated. All of the images may be viewed at http://tma.stanford.edu/tma_portal/index.shtml.

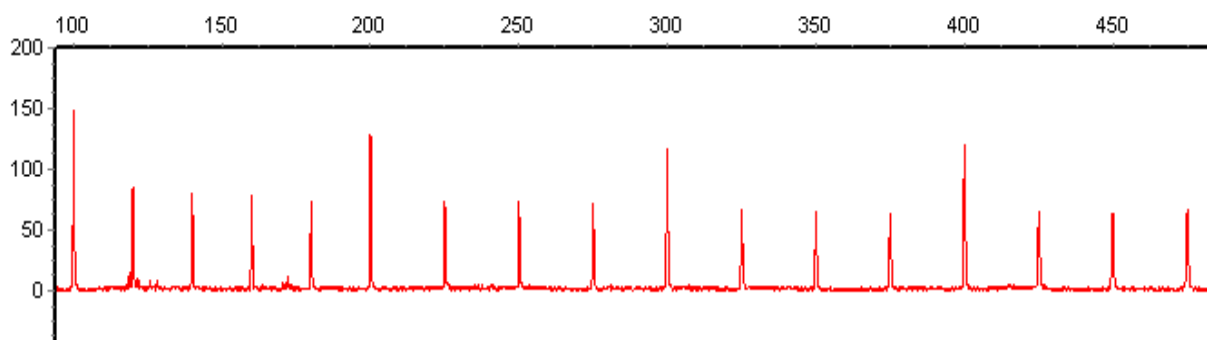


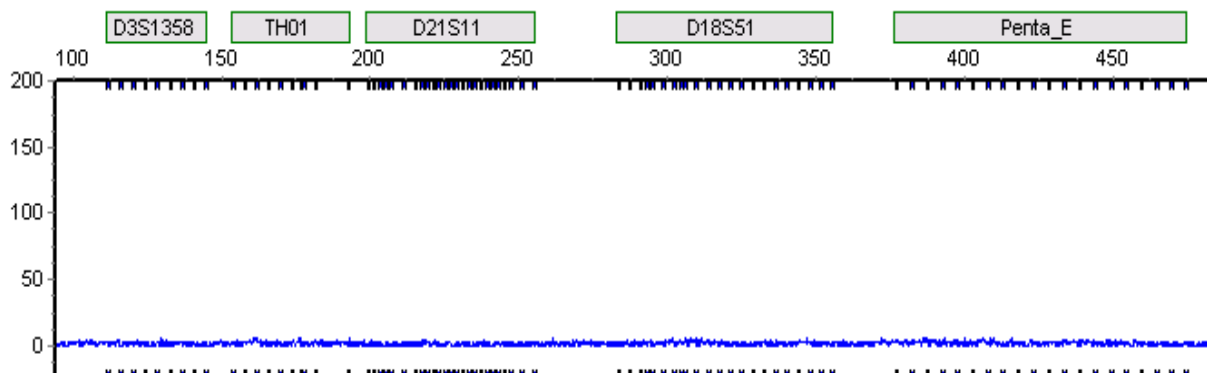
Sample 1: Seg-1_20xdil_A11_001.fsa



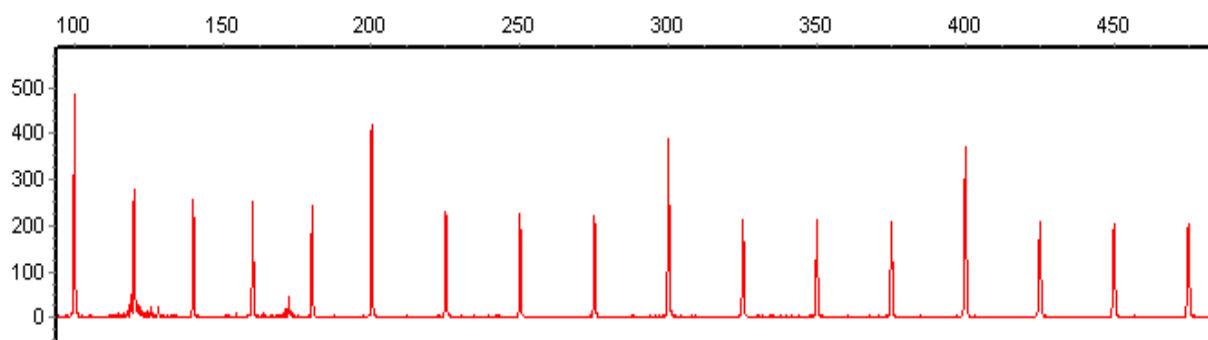
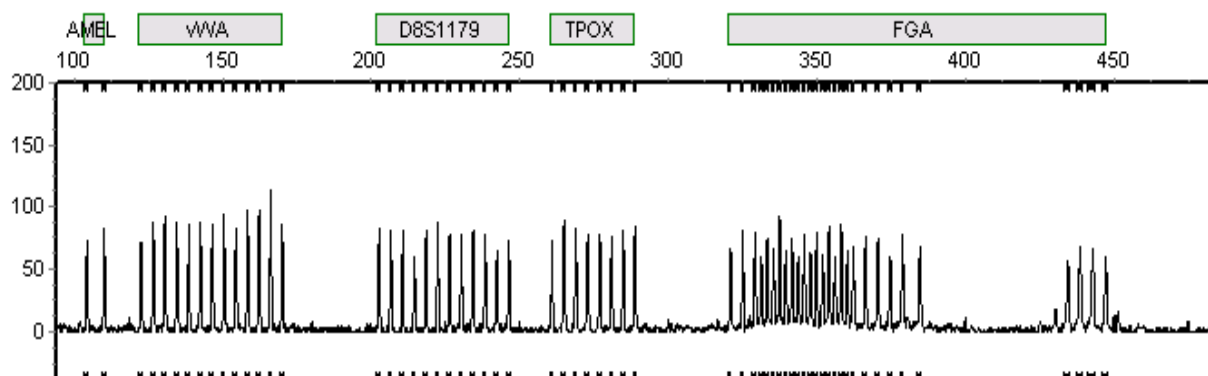
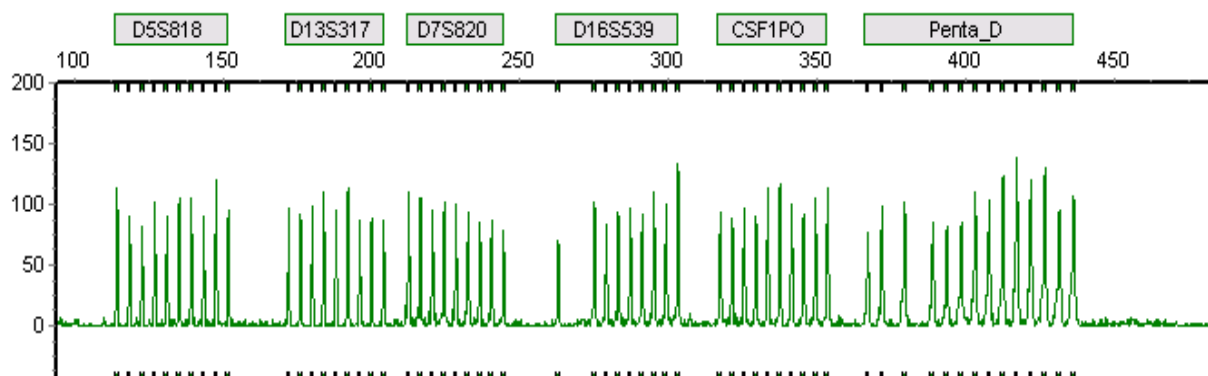
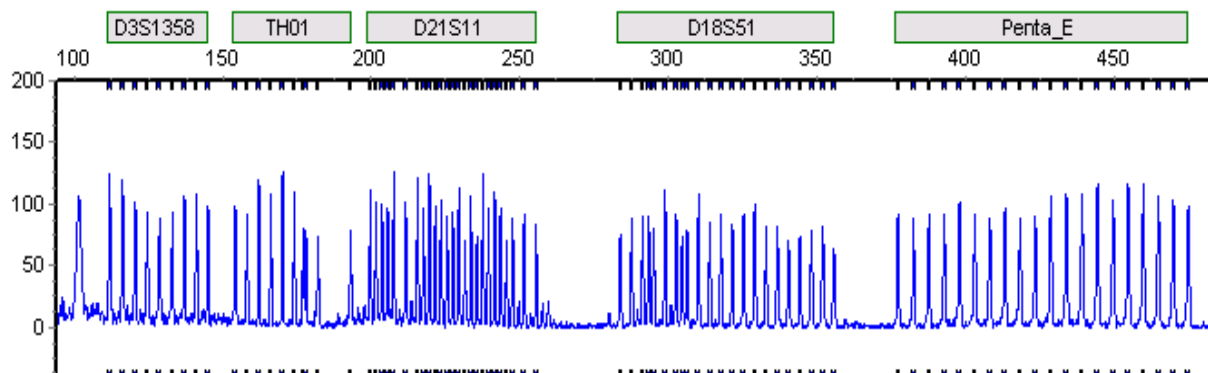
Sample 2: K-562_C11_005.fsa



Sample 3: blank_D11_007.fsa



Sample 4: ladder_G01_013.fsa



Supplement 2

TMA#	Tumor Type	AREG signal	AREG (0 to 3+ score)	AGR2 signal	AGR2 (0 to 3+ score)	Scoring scheme
Intestinal adenocarcinoma without Barrett's						
19541	Invasive adenocarcinoma	0	0	1	3	Scoring scheme 0 - no staining 1 - 1-25% 2 - 25-75% 3 - >75%
19542	Invasive adenocarcinoma	0	0	1	2	
19543	Invasive adenocarcinoma	1	3	1	3	
19544	Invasive adenocarcinoma	1	2	1	3	Signal 0=absent 1=present
19550	Invasive adenocarcinoma	1	1	1	3	
19551	Invasive adenocarcinoma	0	0	1	3	
19553	Invasive adenocarcinoma	0	0	1	3	
19554	Invasive adenocarcinoma	1	3	1	3	
19555	Invasive adenocarcinoma	1	3	1	3	
19557	Invasive adenocarcinoma	1	3	1	3	
19558	Invasive adenocarcinoma	1	1	1	2	
19564	Invasive adenocarcinoma	0	0	1	3	
19565	Invasive adenocarcinoma	1	2	1	3	
19545	Invasive adenocarcinoma	1	2	1	3	
19608	Invasive adenocarcinoma	1	1	1	3	
19616	Invasive adenocarcinoma	0	0	1	3	
19622	Invasive adenocarcinoma	1	2	1	3	
19628	Invasive adenocarcinoma	0	0	1	2	
19629	Invasive adenocarcinoma	1	1	1	3	
19632	Invasive adenocarcinoma	1	1	1	3	
19633	Invasive adenocarcinoma	0	0	1	1	
19634	Invasive adenocarcinoma	0	0	1	2	
19637	Invasive adenocarcinoma	1	1	1	3	
19649	Invasive adenocarcinoma	1	2	1	3	
19573	Invasive adenocarcinoma	1	3	1	3	
19575	Invasive adenocarcinoma	1	3	1	3	
19589	Invasive adenocarcinoma	1	2	1	3	
19593	Invasive adenocarcinoma	1	2	1	3	
19598	Invasive adenocarcinoma	0	0	1	3	
19621	Invasive adenocarcinoma	1	2	1	1	
19618	Invasive adenocarcinoma	0	0	1	2	
19600	Invasive adenocarcinoma	1	2	1	3	
		21		32		
Intestinal adenocarcinoma associated with Barrett's						
19534	Invasive adenocarcinoma	1	1	1	3	
19536 & 19537	Invasive adenocarcinoma	1	2	1	3	
19538	Invasive adenocarcinoma	0	0	1	3	
19547	Invasive adenocarcinoma	1	2	1	3	
19552	Invasive adenocarcinoma	1	3	1	3	
19548	Invasive adenocarcinoma	1	3	1	3	
19559	Invasive adenocarcinoma	1	2	1	3	
19563	invasive adenocarcinoma	1	3	1	3	
19568	Invasive adenocarcinoma	1	1	1	2	
19578	Invasive adenocarcinoma	1	3	1	3	
19582	Invasive adenocarcinoma	1	2	1	3	
19595	Invasive adenocarcinoma	1	3	1	3	
19602 & 19604	Invasive adenocarcinoma	1	3	1	3	
19613	Invasive adenocarcinoma	1	3	1	3	
19620	Intramucosal adenocarcinoma	1	2	1	2	
19623	Invasive adenocarcinoma	1	3	1	3	
19625	Invasive adenocarcinoma	1	2	1	2	
19631	Invasive adenocarcinoma	0	0	1	2	
19636	Invasive adenocarcinoma	1	2	1	3	

19643	Invasive adenocarcinoma	1	3	1	2
19645	Invasive adenocarcinoma	0	0	1	2
19648	Invasive adenocarcinoma	0	0	1	3
19650	Invasive adenocarcinoma	1	3	1	3
19656	Invasive adenocarcinoma	1	3	1	3
19659	Intramucosal adenocarcinoma	1	1	1	3
19571	Invasive adenocarcinoma	1	3	1	3
19591	Invasive adenocarcinoma	1	3	1	3
19597	Invasive adenocarcinoma	1	3	1	3
19540	Invasive adenocarcinoma	1	3	1	3
19556	Invasive adenocarcinoma	1	3	1	3
19566	Invasive adenocarcinoma	0	0	1	3
19627	Invasive adenocarcinoma	1	1	1	3
19638	Invasive adenocarcinoma	0	0	1	3
19660	Invasive adenocarcinoma	1	1	1	2
19663	Invasive adenocarcinoma	1	1	1	3
19576	Invasive adenocarcinoma	1	1	1	3
19588	Invasive adenocarcinoma	1	3	1	3
19653	Adenocarcinoma with signet ring features	1	3	1	3
		32		38	

Barrett's mucosa without dysplasia

19526	Barrett's mucosa without dysplasia	1	3	1	3
19528 & 19530	Barrett's mucosa without dysplasia	1	2	1	2
19533	Barrett's mucosa without dysplasia	1	3	1	3
19535	Barrett's mucosa without dysplasia	1	2	1	2
19539	Barrett's mucosa without dysplasia	1	3	1	3
19546	Barrett's mucosa without dysplasia	1	3	1	3
19549	Barrett's mucosa without dysplasia	1	3	1	3
19560	Barrett's mucosa without dysplasia	1	3	1	3
19562	Barrett's mucosa without dysplasia	1	3	1	3
19567	Barrett's mucosa without dysplasia	1	3	1	3
19577	Barrett's mucosa without dysplasia	1	3	1	3
19585	Barrett's mucosa without dysplasia	1	3	1	2
19601	Barrett's mucosa without dysplasia	1	3	1	3
19606	Barrett's mucosa without dysplasia	1	3	1	2
19609	Barrett's mucosa without dysplasia	1	1	1	1
19615	Barrett's mucosa without dysplasia	1	3	1	3
19619	Barrett's mucosa without dysplasia	1	3	1	3
19630	Barrett's mucosa without dysplasia	1	3	1	3
19635	Barrett's mucosa without dysplasia	1	3	1	2
19641	Barrett's mucosa without dysplasia	1	3	1	1
19646	Barrett's mucosa without dysplasia	1	3	1	3
19647	Barrett's mucosa without dysplasia	1	3	1	3
19651	Barrett's mucosa without dysplasia	1	2	1	3
19654	Barrett's mucosa without dysplasia	1	2	1	1
19657	Barrett's mucosa without dysplasia	1	3	1	1
19594	Barrett's mucosa without dysplasia	1	3	1	3
		26		26	

Barrett's with dysplasia

19529	High grade dysplasia in Barrett's mucosa	1	2	1	2
19561	High grade dysplasia in Barrett's mucosa	1	3	1	3
19569	High grade dysplasia in Barrett's mucosa	1	3	1	3

19596	High grade dysplasia in Barrett's mucosa	1	3	1	3
19612	High grade dysplasia in Barrett's mucosa	1	3	1	3
19617	High grade dysplasia in Barrett's mucosa	1	2	1	3
19614	High grade dysplasia in Barrett's mucosa	1	2	1	1
19624	High grade dysplasia in Barrett's mucosa	1	3	1	3
19626	High grade dysplasia in Barrett's mucosa	1	3	1	2
19640	High grade dysplasia in Barrett's mucosa	1	3	1	3
19644	High grade dysplasia in Barrett's mucosa	1	3	1	2
19655	High grade dysplasia in Barrett's mucosa	1	3	1	3
19658	High grade dysplasia in Barrett's mucosa	1	3	1	3
19570	High grade dysplasia in Barrett's mucosa	1	3	1	3
	Low grade dysplasia in Barrett's mucosa	1			
	Low grade dysplasia in Barrett's mucosa	1	3	1	3
19639	Low grade dysplasia in Barrett's mucosa	1	3	1	3
19642	High grade dysplasia in Barrett's mucosa	1	3	1	3
19572	Low grade dysplasia in Barrett's mucosa	1	3	1	3
		18		18	