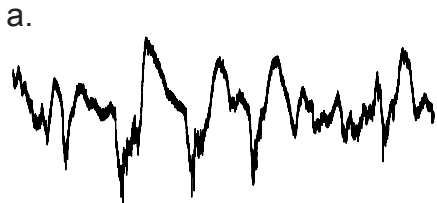


Original Signal
distributions

Evidence Variable
 S_{LFP} distributions:

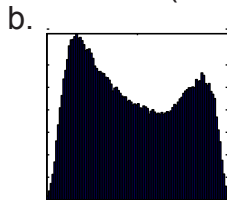
A1 LFP
recording
(Cell2, R2)



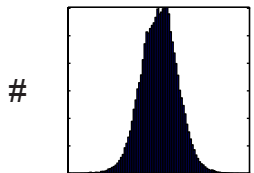
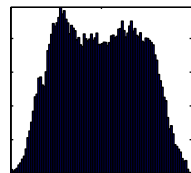
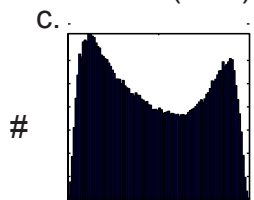
White
noise



<2 Hz, 2-4 Hz
without 'L/(H+L)'



<2 Hz, 2-4 Hz
with 'L/(H+L)'



S_{LFP}

S_{LFP}